

**CITY OF CRANSTON, RI**  
**BUDGET REPORT SUMMARY FISCAL YEAR 2026**  
**MONTHLY/BUDGET-TO-ACTUAL (formerly Quarterly Report) PERIOD ENDING APRIL 30, 2026**

In accordance with section 45-12-22.2 of the General Laws of Rhode Island, as amended, the quarterly report shall be provided within twenty five days of the month succeeding the end of the fiscal quarter to both the Division of Municipal Finance and Auditor General.

General Fund (page 2)	Adopted Budget	Revised Budget	Actual Year To Date	% Collected Expended YTD	Projected Total FY 2026	Projected Variance FY 2026
Opening Surplus/(Deficit)	14,541,154				14,541,154	0
FY25 Fund Balance Budgeted for use in FY26	0	0				0
Revenues	338,332,584	338,671,251	306,371,924	90.46%	308,372,119	(2,000,196)
Expenditures	338,332,584	338,671,251	297,042,815	87.71%	291,708,141	(7,183,649)
<b>* Projected Net Change in Fund Balance</b>	<b>0</b>	<b>0</b>	<b>9,329,108</b>		<b>16,663,978</b>	<b>(9,183,845)</b>
<b>Projected Cumulative Surplus/(Deficit)</b>	<b>14,541,154</b>	<b>0</b>	<b>23,870,262</b>		<b>31,205,132</b>	<b>(9,183,845)</b>
<b>* Unresolved Budget Deficit</b>	<b>0</b>	<b>0</b>			<b>0</b>	

School Fund (page 3)	Adopted Budget	Revised Budget	Actual Year To Date	% Collected Expended YTD	Projected Total FY 2026	Projected Variance FY 2026
Opening Surplus/(Deficit)	1,586,908				1,586,908	0
FY24 Fund Balance Budgeted for use in FY25	0	0				0
Revenues	189,388,837	189,373,837	154,806,508	81.75%	189,423,837	50,000
Expenditures	189,388,837	189,373,837	153,626,559	81.12%	189,423,837	50,000
<b>* Projected Net Change in Fund Balance</b>	<b>0</b>	<b>0</b>	<b>1,179,949</b>		<b>0</b>	<b>0</b>
<b>Projected Cumulative Surplus/(Deficit)</b>	<b>1,586,908</b>	<b>0</b>	<b>2,766,857</b>		<b>1,586,908</b>	<b>0</b>
<b>* Unresolved Budget Deficit</b>	<b>0</b>	<b>0</b>			<b>0</b>	

<b>* Adjustments (page 4)</b>					<b>0</b>	
<b>Total Projected Net Change in Fund Balance</b>					<b>(9,183,845)</b>	<b>0</b>
<b>Total Projected Ending Fund Balance Surplus/(Deficit)</b>					<b>6,944,217</b>	<b>0</b>

\* A corrective action plan is required for deficits reported on lines marked with an asterisk.

The report has to be submitted to the city/town council president and the school committee chair. It is encouraged, but not required, to have the council president/school committee chair sign the report.

I hereby certify that the information in the within report regarding the municipal departments is accurate and correct.

I hereby certify that the information in the within report regarding the school department is accurate and correct.

/s/ Kenneth J. Hopkins  
 Kenneth J. Hopkins,  
 Municipal Chief Executive Officer

05/28/26  
 Date

/s/ Jeannine Nota-Masse  
 Jeannine Nota-Masse,  
 Superintendent of Schools

05/28/26  
 Date

/s/ Robert F. Strom  
 Robert F. Strom,  
 Finance Director

05/28/26  
 Date

/s/ Joseph A. Balducci,  
 Joseph A. Balducci,  
 School Business Manager

05/28/26  
 Date

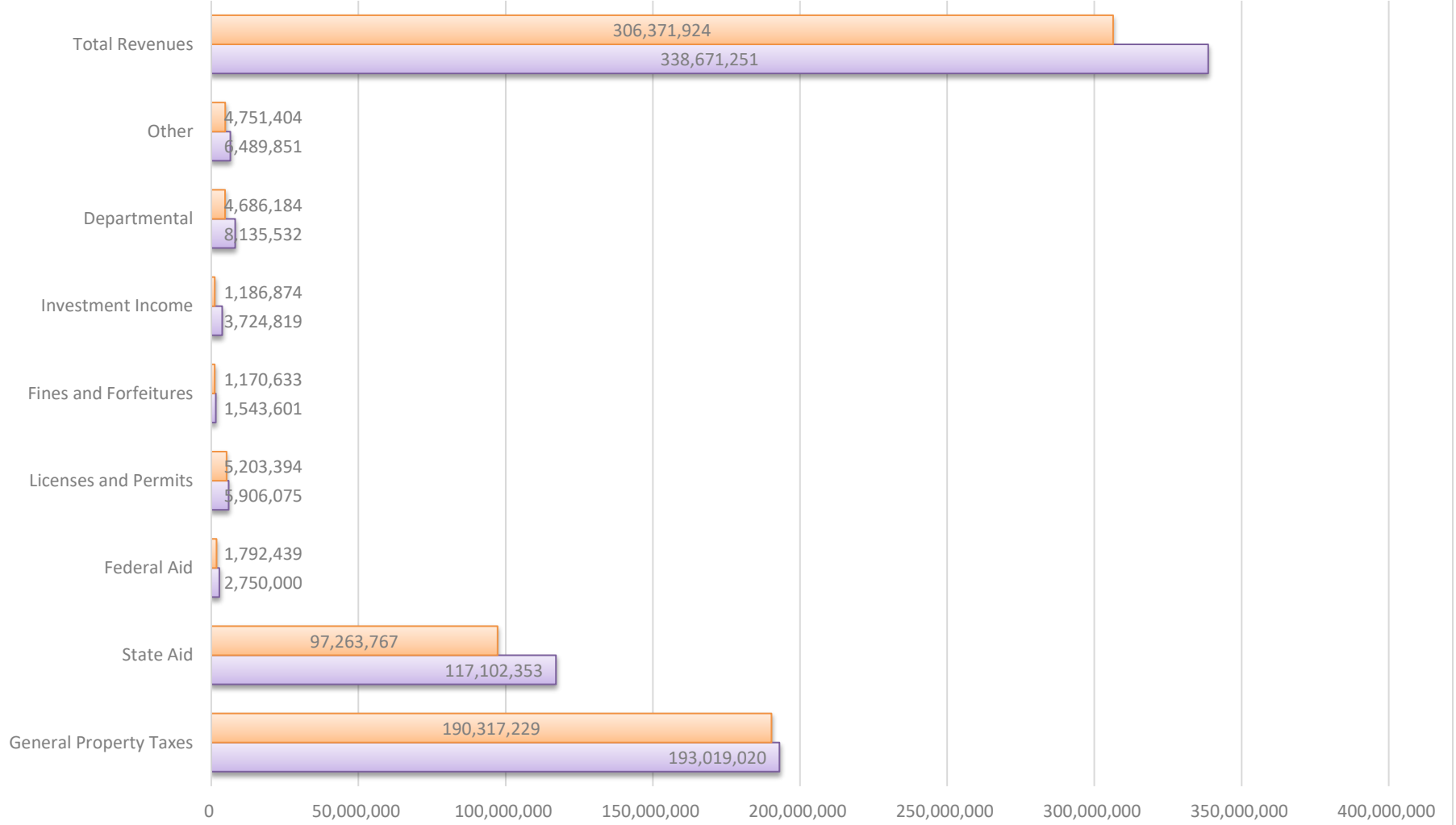
**CITY OF CRANSTON, RI**  
**GENERAL FUND BUDGET REPORT FISCAL YEAR 2026**  
**MONTHLY/BUDGET-TO-ACTUAL (formerly Quarterly Report) PERIOD ENDING APRIL 30, 2026**

Revenues	Adopted Budget	Revised Budget	Actual Revenues Year To Date	% Collected YTD	Projected Total Revenues FY 2026	Projected Revenue Variance FY 2026
General Property Taxes	193,019,020	193,019,020	190,317,229	98.60%	190,628,604	(311,376)
State Aid	117,102,353	117,102,353	97,263,767	83.06%	96,075,817	1,187,951
Federal Aid	2,750,000	2,750,000	1,792,439	65.18%	1,540,000	252,439
Licenses and Permits	5,906,075	5,906,075	5,203,394	88.10%	4,967,896	235,498
Fines and Forfeitures	1,543,601	1,543,601	1,170,633	75.84%	1,286,334	(115,701)
Investment Income	3,724,819	3,724,819	1,186,874	31.86%	3,104,016	(1,917,142)
Departmental	8,135,532	8,135,532	4,686,184	57.60%	5,537,077	(850,892)
Other	6,151,184	6,489,851	4,751,404	73.21%	5,232,376	(480,971)
<b>Total Revenues</b>	<b>338,332,584</b>	<b>338,671,251</b>	<b>306,371,924</b>	<b>90.46%</b>	<b>308,372,119</b>	<b>(2,000,196)</b>

0 0

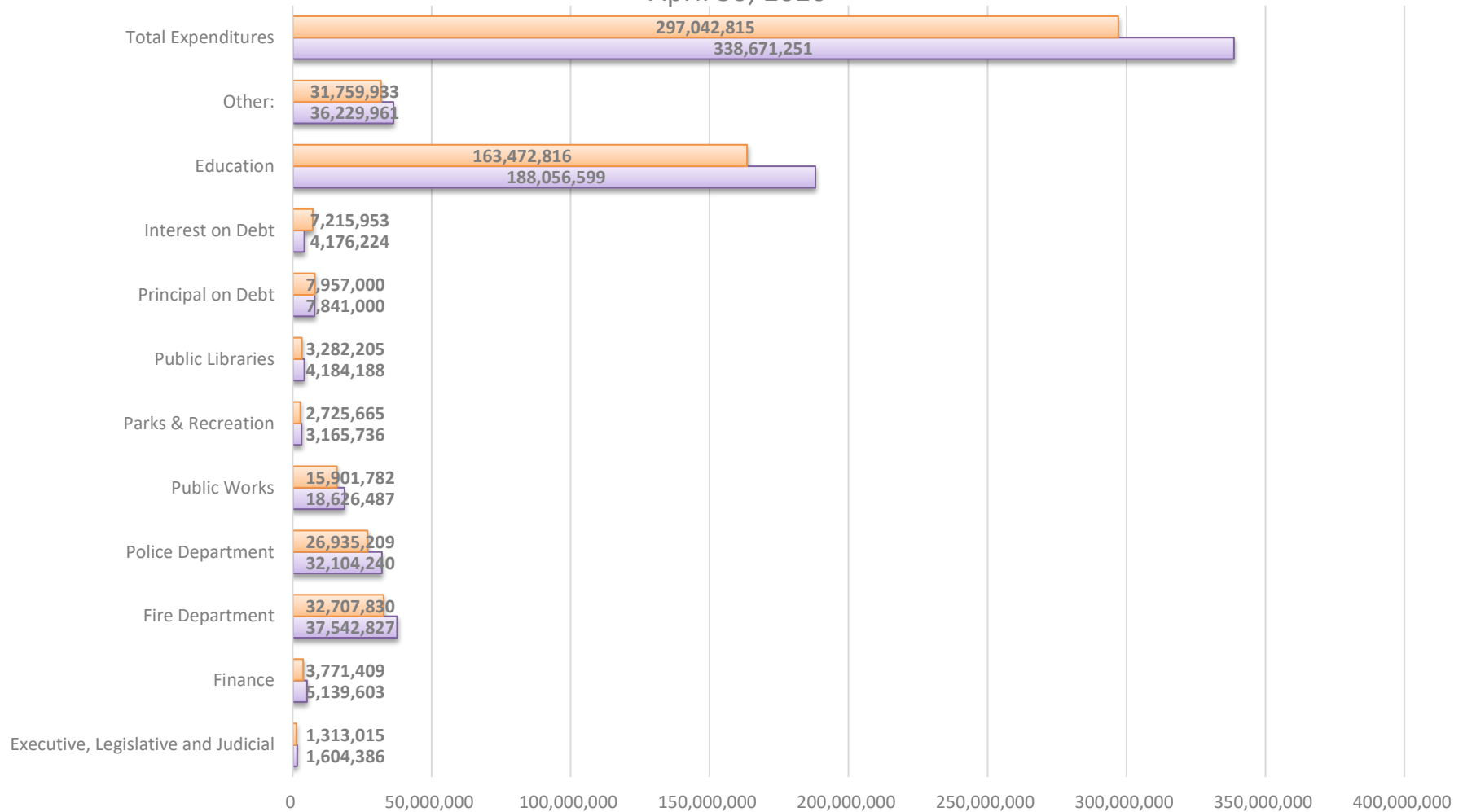
Expenditures	Adopted Budget	Revised Budget	Actual Expenditures Year To Date	% Expended YTD	Projected Total Expenditures FY 2026	Projected Expenditure Variance FY 2026
Executive, Legislative and Judicial	1,604,386	1,604,386	1,313,015	81.84%	1,337,871	13,281
Finance	5,139,603	5,139,603	3,771,409	73.38%	4,263,770	14,425
Fire Department	37,204,160	37,542,827	32,707,830	87.12%	30,705,983	(2,730,188)
Police Department	32,104,240	32,104,240	26,935,209	83.90%	26,331,063	(781,518)
Public Works	18,626,487	18,626,487	15,901,782	85.37%	14,918,886	(1,163,971)
Parks & Recreation	3,165,736	3,165,736	2,725,665	86.10%	2,664,724	(91,207)
Public Libraries	4,184,188	4,184,188	3,282,205	78.44%	3,468,929	65,157
Principal on Debt	7,841,000	7,841,000	7,957,000	101.48%	7,841,000	(116,000)
Interest on Debt	4,176,224	4,176,224	7,215,953	172.79%	4,176,224	(3,039,729)
Education	188,056,599	188,056,599	163,472,816	86.93%	163,477,602	4,786
Other:	36,229,961	36,229,961	31,759,933	87.66%	32,522,092	641,316
<b>Total Expenditures</b>	<b>338,332,584</b>	<b>338,671,251</b>	<b>297,042,815</b>	<b>87.71%</b>	<b>291,708,141</b>	<b>(7,183,649)</b>

### City of Cranston Budget to Actual-YTD Revenues April 30, 2026



	General Property Taxes	State Aid	Federal Aid	Licenses and Permits	Fines and Forfeitures	Investment Income	Departmental	Other	Total Revenues
Actual	190,317,229	97,263,767	1,792,439	5,203,394	1,170,633	1,186,874	4,686,184	4,751,404	306,371,924
Adjusted Budget	193,019,020	117,102,353	2,750,000	5,906,075	1,543,601	3,724,819	8,135,532	6,489,851	338,671,251

## City of Cranston Budget to Actual - YTD Expenditures April 30, 2026



	Executive, Legislative and Judicial	Finance	Fire Department	Police Department	Public Works	Parks & Recreation	Public Libraries	Principal on Debt	Interest on Debt	Education	Other:	Total Expenditures
Actual	1,313,015	3,771,409	32,707,830	26,935,209	15,901,782	2,725,665	3,282,205	7,957,000	7,215,953	163,472,816	31,759,933	297,042,815
Adjusted Budget	1,604,386	5,139,603	37,542,827	32,104,240	18,626,487	3,165,736	4,184,188	7,841,000	4,176,224	188,056,599	36,229,961	338,671,251

**CITY OF CRANSTON, RI**  
**GENERAL FUND BUDGET REPORT FISCAL YEAR 2026**  
**MONTHLY/BUDGET-TO-ACTUAL (formerly Quarterly Report) PERIOD ENDING APRIL 30, 2026**

Revenues	Adopted Budget	Revised Budget	Revenues Year To Date	Collected YTD	Revenues FY 2026	Variance FY 2026
<b>Local Property Taxes</b>	193,019,020	193,019,020	190,317,229	98.60%	193,019,020	(311,376)
<b>Local Non-Property Taxes:</b>						
Licenses and Permits	5,906,075	5,906,075	5,203,394	88.10%	5,906,075	235,498
Fines and Forfeitures	1,543,601	1,543,601	1,170,633	75.84%	1,543,601	(115,701)
Investment Income	3,724,819	3,724,819	1,186,874	31.86%	3,724,819	(1,917,142)
Departmental	8,135,532	8,385,532	4,686,184	55.88%	8,385,532	(1,059,226)
<b>Federal Aid (Please Attach Detail)</b>	2,750,000	2,750,000	1,792,439	65.18%	2,750,000	252,439
<b>State Aid:</b>						
MV Excise Tax Reimbursement	22,323,373	22,323,373	17,087,629	76.55%	22,323,373	345,099
PILOT	3,380,088	3,380,088	3,525,471	104.30%	3,380,088	145,383
Tangible Tax Reimbursement	1,738,596	1,738,596	1,738,596	0.00%	1,738,596	0
Library Aid	829,266	829,266	646,777	77.99%	829,266	24,827
Public Service Corporation Tax	1,119,085	1,119,085	0	0.00%	1,119,085	0
Meals & Beverage Tax	3,005,055	3,005,055	2,745,676	91.37%	3,005,055	241,464
Other State Aid	84,706,890	84,706,890	71,519,618	84.43%	84,706,890	431,177
<b>Other (Please Attach Details)</b>	6,151,184	6,239,851	4,751,404	76.15%	6,239,851	(272,638)
<b>Total Municipal Revenues</b>	<b>338,332,584</b>	<b>338,671,251</b>	<b>306,371,924</b>	<b>90.46%</b>	<b>338,671,251</b>	<b>(2,000,196)</b>
<b>Appropriated Fund Balance</b>	0	0				
Expenditures	Adopted Budget	Revised Budget	Actual Expenditures Year To Date	% Expended YTD	Total Expenditures FY 2026	Expenditure Variance FY 2026
<b>Salaries:</b>						
Municipal	16,001,695	15,935,977	12,661,619	79.45%	15,935,977	205,405
Police	19,715,738	19,715,738	16,609,727	84.25%	19,715,738	(431,260)
Fire	24,388,186	24,726,853	21,723,353	87.85%	24,726,853	(1,502,547)
<b>Employee Benefits:</b>						
FICA	1,844,062	1,836,562	1,719,565	93.63%	1,836,562	(243,252)
Medical Insurance - (Active)	12,841,470	12,835,570	10,787,107	84.04%	12,835,570	(430,418)
Medical Insurance - (Retirees)	5,736,573	5,736,573	4,307,029	75.08%	5,736,573	(2,100)
Dental & Vision Insurance - (Active)	0	0	0	0.00%	0	0
Dental & Vision Insurance - (Retirees)	0	0	0	0.00%	0	0
Life Insurance	125,568	125,568	111,488	88.79%	125,568	(6,859)
<b>Pension Contributions:</b>						
Municipal	1,742,768	1,742,768	1,394,171	80.00%	1,742,768	6,746
Police	12,914,272	12,914,272	11,897,104	92.12%	12,914,272	(136,709)
Fire	16,086,548	16,086,548	15,392,345	95.68%	16,086,548	(89,091)
<b>Police Department</b>	4,257,986	4,257,986	3,504,768	82.31%	4,257,986	(82,151)
<b>Libraries</b>	738,500	814,314	614,724	75.49%	814,314	23,691
<b>Fire Department</b>	5,156,378	5,156,378	4,348,495	84.33%	5,156,378	(823,021)
<b>Debt Service (Municipal):</b>						
Principal on Debt	7,841,000	7,841,000	7,957,000	101.48%	7,841,000	(116,000)
Interest on Debt	4,176,224	4,176,224	7,215,953	172.79%	4,176,224	(3,039,729)
<b>Debt Service (School):</b>						
Principal on Debt						
Interest on Debt						
<b>Public Works</b>	11,207,122	11,229,385	10,082,037	89.78%	11,229,385	(1,312,914)
<b>Other (Please Attach Details)</b>	5,501,703	5,482,744	3,230,763	58.93%	5,482,744	804,363
<b>Education</b>	188,056,599	188,056,599	163,472,816	86.93%	188,056,599	4,786
<b>Total Municipal Expenditures</b>	<b>338,332,392</b>	<b>338,671,059</b>	<b>297,030,066</b>	<b>87.70%</b>	<b>338,671,059</b>	<b>(7,171,059)</b>
<b>Deficit reduction</b>						

**CITY OF CRANSTON, RI**  
**SCHOOL FUND BUDGET REPORT FISCAL YEAR 2026**  
MONTHLY/BUDGET-TO-ACTUAL (formerly Quarterly Report) PERIOD ENDING APRIL 30, 2026

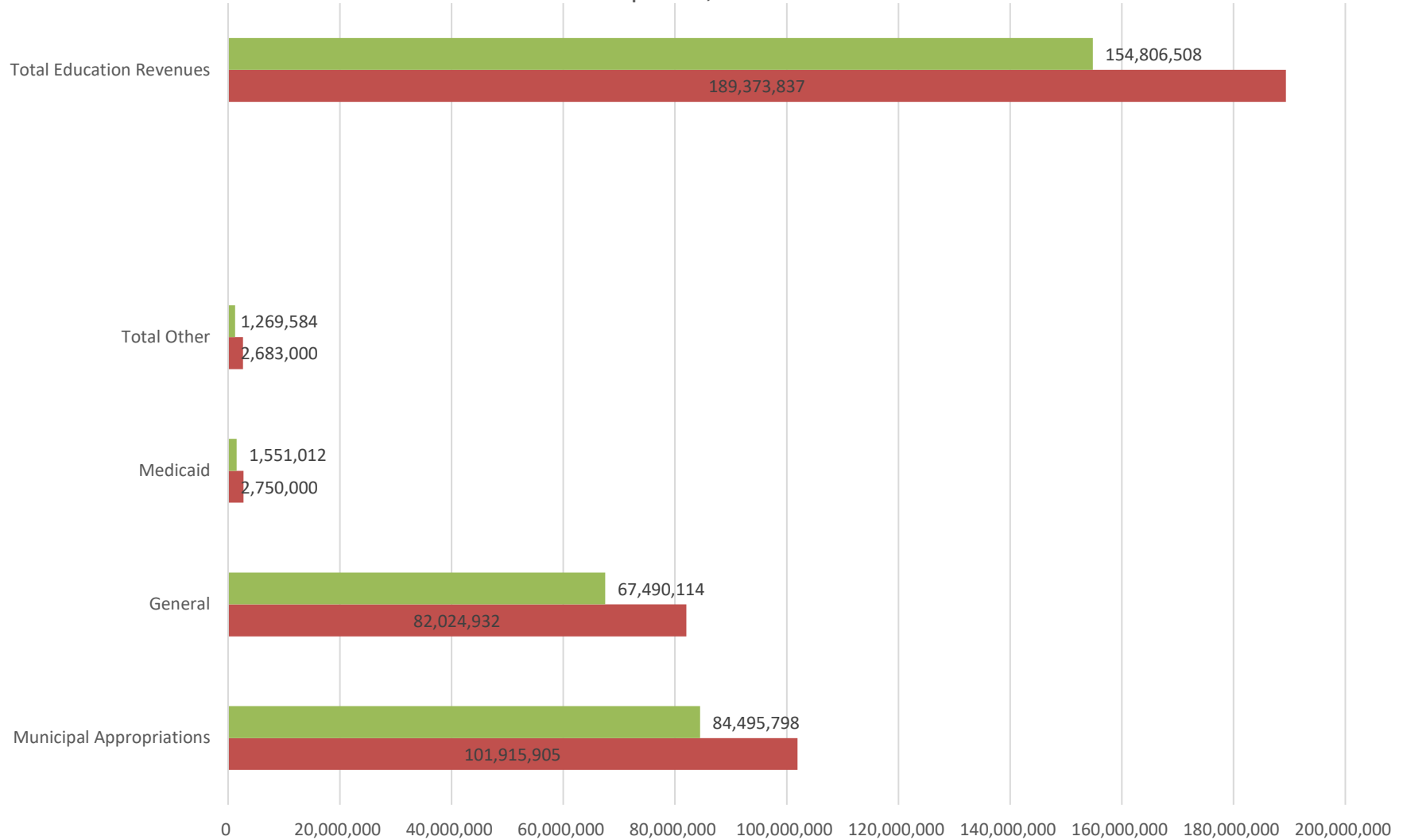
Revenues	Adopted Budget	Revised Budget	Actual Revenues Year To Date	% Collected YTD	Projected Total Revenues FY 2026	Projected Revenue Variance FY 2026
<b>Municipal Appropriations</b>	101,930,905	101,915,905	84,495,798	82.91%	101,915,905	0
<b>State Aid:</b>						
General	82,024,932	82,024,932	67,490,114	82.28%	82,024,932	0
Group Home (If Applicable)	0	0	0	0.00%	0	0
School Construction Aid	0	0	0	0.00%	0	0
Other (Please Attach Detail)	0	0	0	0.00%	0	0
<b>Federal Aid:</b>						
Impact Aid	0	0	0	0.00%	0	0
Medicaid	2,750,000	2,750,000	1,551,012	56.40%	2,750,000	0
Federal Stabilization Funds	0	0	0	0.00%	0	0
Other (Please Attach Detail)	0	0	0	0.00%	0	0
<b>Other (Please Attach Details)</b>						
Miscellaneous Revenue	2,683,000	2,683,000	1,269,584	47.32%	2,733,000	50,000
Use of Fund Balance			0	0.00%		0
<b>Total Other</b>	<b>2,683,000</b>	<b>2,683,000</b>	<b>1,269,584</b>	<b>47.32%</b>	<b>2,733,000</b>	<b>50,000</b>
<b>Total Education Revenues</b>	<b>189,388,837</b>	<b>189,373,837</b>	<b>154,806,508</b>	<b>81.75%</b>	<b>189,423,837</b>	<b>50,000</b>

<b>Appropriated Fund Balance</b>						
----------------------------------	--	--	--	--	--	--

Expenditures	Adopted Budget	Revised Budget	Actual Expenditures Year To Date	% Expended YTD	Projected Total Expenditures FY 2026	Projected Expenditure Variance FY 2026
<b>Salaries</b>	117,436,172	115,023,328	92,307,034	80.25%	115,023,328	0
<b>Employee Benefits:</b>						
FICA	1,329,540	1,341,546	1,051,173	78.36%	1,341,546	0
Medical Insurance - (Active)	21,419,620	22,067,518	19,165,399	86.85%	22,067,518	0
Medical Insurance - (Retirees)	0	0	0	0.00%	0	0
Dental & Vision Insurance - (Active)	1,361,461	1,361,461	760,559	55.86%	1,361,461	0
Dental & Vision Insurance - (Retirees)	0	0	0	0.00%	0	0
Life Insurance	91,160	91,160	75,038	82.31%	91,160	0
<b>Pension Contributions:</b>						
Teacher	16,035,483	16,317,206	12,877,915	78.92%	16,267,206	(50,000)
Non-Certified	1,611,774	1,633,947	1,368,915	83.78%	1,633,947	0
<b>Purchased Services</b>	21,754,265	21,739,265	17,332,352	79.73%	21,739,265	0
<b>Supplies and Materials</b>	5,461,193	5,461,193	5,200,642	95.23%	5,461,193	0
<b>Capital Outlays</b>	1,561,241	1,561,241	995,162	63.74%	1,555,042	(6,199)
<b>Other (Please Attach Details)</b>	1,326,928	2,775,972	2,492,371	89.78%	2,882,171	106,199
<b>Total Education Expenditures</b>	<b>189,388,837</b>	<b>189,373,837</b>	<b>153,626,559</b>	<b>81.12%</b>	<b>189,423,837</b>	<b>50,000</b>

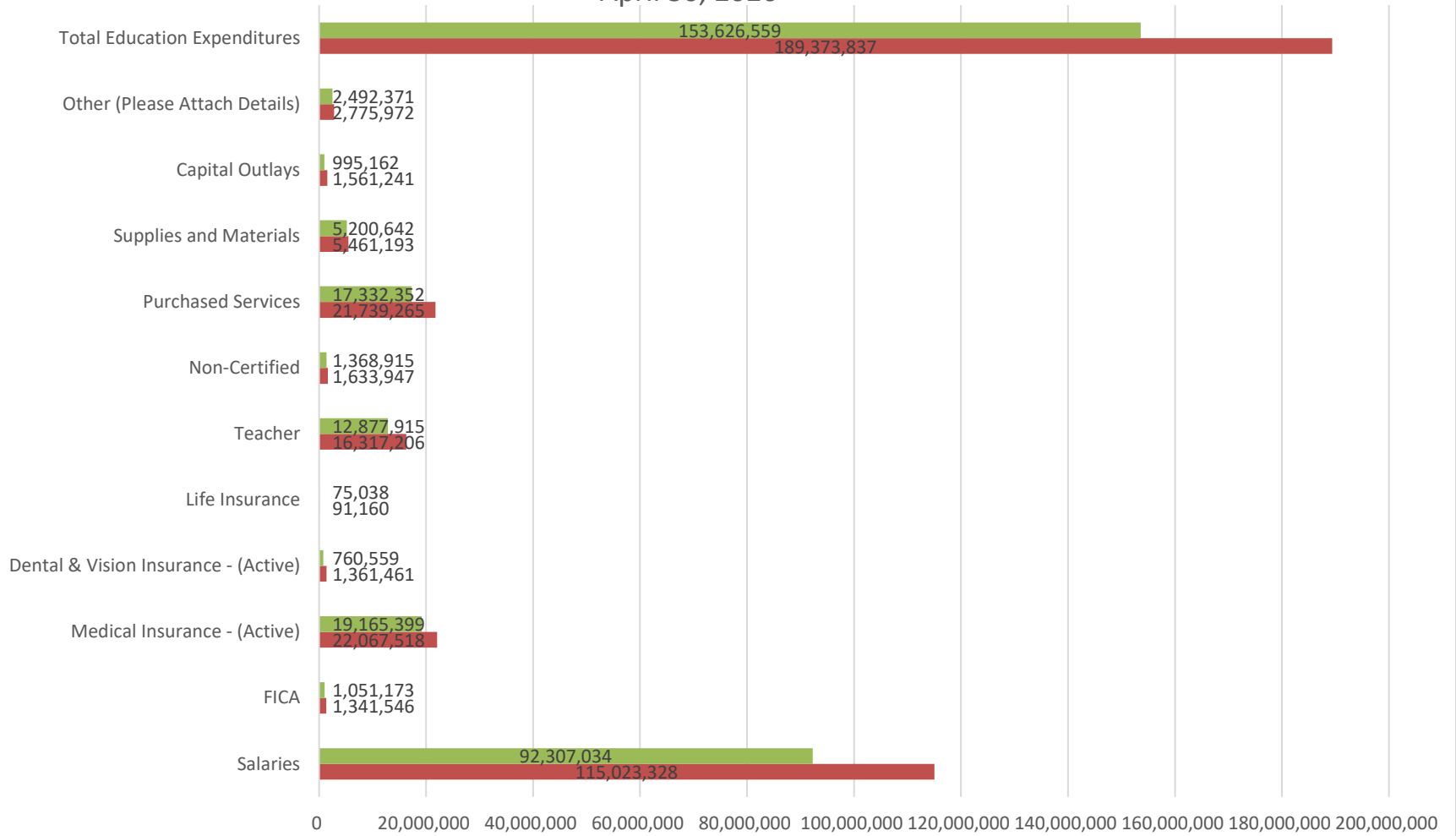
Deficit reduction		6				
-------------------	--	---	--	--	--	--

## Cranston School Department Y-T-D Revenues April 30, 2026



	Municipal Appropriations	General	Medicaid	Total Other	Total Education Revenues
Actual	84,495,798	67,490,114	1,551,012	1,269,584	154,806,508
Adjusted Budget	101,915,905	82,024,932	2,750,000	2,683,000	189,373,837

## Cranston School Department-Y-T-D Expenditures April 30, 2026



	Salaries	FICA	Medical Insurance - (Active)	Dental & Vision Insurance - (Active)	Life Insurance	Teacher	Non-Certified	Purchased Services	Supplies and Materials	Capital Outlays	Other (Please Attach Details)	Total Education Expenditures
Actual	92,307,034	1,051,173	19,165,399	760,559	75,038	12,877,915	1,368,915	17,332,352	5,200,642	995,162	2,492,371	153,626,559
Adjusted Budget	115,023,328	1,341,546	22,067,518	1,361,461	91,160	16,317,206	1,633,947	21,739,265	5,461,193	1,561,241	2,775,972	189,373,837

**CITY OF CRANSTON, RI**  
**SCHOOL FUND BUDGET REPORT FISCAL YEAR 2026**  
MONTHLY/BUDGET-TO-ACTUAL (formerly Quarterly Report) PERIOD ENDING APRIL 30, 2026

Revenues	Adopted Budget	Revised Budget	Actual Revenues Year To Date	% Collected YTD	Projected Total Revenues FY 2026	Projected Revenue Variance FY 2026
<b>State Aid: Other</b>						
Early Childhood	0	0	0	0.00%	0	0
Literacy Set-Aside	0	0	0	0.00%	0	0
Student Equity	0	0	0	0.00%	0	0
Language Assistance	0	0	0	0.00%	0	0
Technology	0	0	0	0.00%	0	0
Vocational Equity	0	0	0	0.00%	0	0
Charter School Aid	0	0	0	0.00%	0	0
Full Day Kindergarten	0	0	0	0.00%	0	0
<b>Total</b>	<b>0</b>	<b>0</b>	<b>0</b>	<b>0.00%</b>	<b>0</b>	
<b>Other</b>						
Vocational Tuition	2,150,000	2,150,000	1,163,274	54.11%	2,200,000	50,000
Outside Rentals	58,000	58,000	50,656	87.34%	58,000	0
Summer School	0		0	0.00%	0	0
Other Revenue	475,000	475,000	55,655	11.72%	475,000	0
<b>Total</b>	<b>2,683,000</b>	<b>2,683,000</b>	<b>1,269,584</b>	<b>47.32%</b>	<b>2,733,000</b>	<b>50,000</b>

Expenditures	Adopted Budget	Revised Budget	Actual Expenditures Year To Date	% Expended YTD	Projected Total Expenditures FY 2026	Projected Expenditure Variance FY 2026
<b>Other</b>						
Medicare Taxes	1,580,244	1,605,747	1,266,148	78.85%	1,605,747	0
Workers Compensation	735,000	735,000	760,424	103.46%	760,424	(25,424)
Unemployment	60,000	60,000	115,563	192.61%	120,000	(60,000)
Disability Insurance	60,000	60,000	76,410	127.35%	70,000	(24,000)
Survivors Benefit	114,275	114,275	113,336	99.18%	114,000	275
Bus Drivers Pension	97,000	97,000	57,420	59.20%	97,000	0
Dues/Fees	103,950	103,950	103,070	99.15%	101,000	2,950
Retiree Savings	(1,423,541)	0	0	0.00%	0	0
Transfer to Capital Reserve Fund	0	0	0	0.00%	0	0
<b>Total</b>	<b>1,326,928</b>	<b>2,775,972</b>	<b>2,492,371</b>	<b>89.78%</b>	<b>2,868,171</b>	<b>(106,199)</b>



**CITY OF CRANSTON**  
**BUDGET REPORT FISCAL YEAR 2026**  
**MONTHLY/BUDGET-TO-ACTUAL (formerly Quarterly Report) PERIOD ENDING APRIL 30, 2026**  
**Fund Balance Reconciliation: Municipal**

Classification	Beginning Fund Balance Reported In the FY 2025 Financial Statements*	FY 2025 Fund Balance Budgeted for use in FY 2026	Changes in Fund Balance during FY 2026**	Ending Fund Balance for FY 2025 & Available for Appropriation in 2026	FY
Nonspendable	\$ 664,347			\$ 664,347	
Restricted:	\$ 210,507			\$ 210,507	
Committed:	\$ 4,873			4,873	
Assigned:	-			-	
Unassigned:	13,661,427			13,661,427	
<b>Total Fund Balance</b>	<b>\$ 14,541,154</b>	<b>\$ -</b>	<b>\$ -</b>	<b>\$ 14,541,154</b>	

\* Please indicate if the numbers provided are the best available estimate or audited numbers. Estimate \_\_\_\_\_ Audited   x  \_\_\_\_\_

\*\* Please provide an explanation for any changes within the various fund balance classifications.

<b>Nonspendable:</b>	Amounts that are not in a spendable form (Example: Inventory) or are required to be maintained intact (Example: Principal of an endowment fund).
<b>Restricted:</b>	Amounts that can be spent only for the specific purposes stipulated by external resource providers (Example: Grants), constitutionally, or through enabling legislation. Effectively, restrictions may be changed or lifted only with consent of resource provider.
<b>Committed:</b>	Amounts that can only be used for specific purposes pursuant to constraints imposed by formal action of the government's highest level of decision-making authority. Those committed amounts cannot be used for any other purpose unless the government's highest level of decision-making authority removes or changes the specified use by taking the same type of action it employed to previously commit those amounts.
<b>Assigned:</b>	Amounts constrained by the government's intent to be used for specific purposes that are neither restricted nor committed are reported as assigned fund balance.
<b>Unassigned:</b>	This is the residual classification for the general fund and includes all amounts not contained in the other classifications. Unassigned amounts are technically available for any purpose. If another governmental fund has a fund balance deficit, then it will be reported as a negative amount in the unassigned classification in that fund. Positive unassigned amounts will be reported only in the general fund.

**CITY OF CRANSTON**  
**BUDGET REPORT FISCAL YEAR 2026**  
**MONTHLY/BUDGET-TO-ACTUAL (formerly Quarterly Report) PERIOD ENDING APRIL 30, 2026**  
**Fund Balance Reconciliation: School**

Classification	Beginning Fund Balance Reported In the FY 2025 Financial Statements*	FY 2025 Fund Balance Budgeted for use in FY 2026	Changes in Fund Balance during FY 2026**	Ending Fund Balance for FY 2025 & Available for Appropriation in FY 2026
Nonspendable:	\$ 254,677			\$ 254,677
Restricted:	\$ 1,187,703	\$ -		1,187,703
Committed:	\$ 144,528			144,528
Assigned:	-			-
Unassigned:	-			-
<b>Total Fund Balance</b>	<b>\$ 1,586,908</b>	<b>\$ -</b>	<b>\$ -</b>	<b>\$ 1,586,908</b>

\* Please indicate if the numbers provided are the best available estimate or audited numbers. Estimate \_\_\_\_\_ Audited  \_\_\_\_\_

\*\* Please provide an explanation for any changes within the various fund balance classifications.

<b>Nonspendable:</b>	Amounts that are not in a spendable form (Example: Inventory) or are required to be maintained intact (Example: Principal of an endowment fund).
<b>Restricted:</b>	Amounts that can be spent only for the specific purposes stipulated by external resource providers (Example: Grants), constitutionally, or through enabling legislation. Effectively, restrictions may be changed or lifted only with consent of resource provider.
<b>Committed:</b>	Amounts that can only be used for specific purposes pursuant to constraints imposed by formal action of the government's highest level of decision-making authority. Those committed amounts cannot be used for any other purpose unless the government's highest level of decision-making authority removes or changes the specified use by taking the same type of action it employed to previously commit those amounts.
<b>Assigned:</b>	Amounts constrained by the government's intent to be used for specific purposes that are neither restricted nor committed are reported as assigned fund balance.
<b>Unassigned:</b>	This is the residual classification for the general fund and includes all amounts not contained in the other classifications. Unassigned amounts are technically available for any purpose. If another governmental fund has a fund balance deficit, then it will be reported as a negative amount in the unassigned classification in that fund. Positive unassigned amounts will be reported only in the general fund.

**City of Cranston  
Y-T-D Summary  
For the period ending:**

**April 30, 2026**

Below is a summary of the City's Financial Condition for the ten months ending April 30, 2026.

	<u>Amount</u>	<u>% of Budget</u>
Total General Fund Revenues Collected to Date	306,371,924	90.46%
Total General Fund Expenditures to Date	<u>297,042,815</u>	87.71%
Actual	9,329,108	

<b>General Fund</b>		<b>Projected</b>				
<b>Problem Areas:Revenues</b>	<b>Account Name</b>	<b>Adjusted Budget</b>	<b>Actual</b>	<b>To Date:</b>	<b>Variance</b>	<b>Corrective Action</b>
101-1112-49140-000000	INTEREST INCOME	3,724,819	1,060,433	2,483,213	(1,422,780)	Budget more accurately in future

<b>Expenditures</b>		<b>Adjusted Budget</b>	<b>Actual</b>	<b>To Date:</b>	<b>Variance</b>	<b>Corrective Action</b>
101-1200-51101-000000	OVERTIME	4,500,000	4,040,249	2,925,000	(1,115,249)	Budget more accurately in future
101-1202-51101-000000	OVERTIME	1,963,600	1,508,380	1,276,340	(232,040)	Budget more accurately in future
101-1202-51102-000000	SPECIAL DUTY	200,000	272,946	130,000	(142,946)	Budget more accurately in future
101-1700-58000-000000	INTEREST-CITY BOI	4,176,224	5,481,146	5,536,224	55,078	Budget more accurately in future
101-1700-58001-000000	PRINCIPAL PAYMEN	7841000	5,552,000	8,341,000	(500,000)	

<b>School Fund</b>		<b>Adjusted Budget</b>	<b>Actual</b>	<b>Corrective Action</b>
<b>Problem Areas:</b>				

<b>Sewer Fund</b>		<b>Adjusted Budget</b>	<b>Actual</b>	<b>Corrective Action</b>
<b>Problem Areas:</b>				

**General Fund Operating  
Cash Position EOM**

226,207

City of Cranston  
 FY 26 4th QUARTER ACTUAL VS PROJECTED REVENUES-Cash Basis  
 For the period ending: April 30, 2026

5/28/26 4:05 PM

Fund Account	Acc. Description	Approved Council Budget	Transfers To (From)	Adjusted Budget	Actuals	Remaining Uncollected Balance	Projected Rev. Through April 30, 2026	Over (Under) Projected Budget	Projected % of Budget	Actuals % of Budget
<b>101</b>	Delinquent	394,435		394,435	53,982	340,453	151,502	(97,520)	38.41%	13.69%
	Prior Year	519,435		519,435	576,365	(56,930)	519,435	56,930	100.00%	110.96%
	Current	192,255,150		192,255,150	189,859,711	2,395,439	190,082,667	(222,956)	98.87%	98.75%
		193,169,020	0	193,169,020	190,490,058	2,678,962	190,753,604	(263,547)	98.75%	98.61%
	Abatements	(150,000)		(150,000)	(172,829)	22,829	(125,000)	(47,829)	83.33%	115.22%
		193,019,020	0	193,019,020	190,317,229	2,701,791	190,628,604	(311,376)	98.76%	98.60%
<b>0000 General</b>										
101-0000-41500-000000	IN LIEU - CRANSTON HOUSING	325,000		325,000	183,156	141,844	162,500	20,656	50.00%	56.36%
101-0000-41501-000000	PUBLIC SERVICE CORPORATION	1,119,085		1,119,085	0	1,119,085	0	0	0.00%	0.00%
101-0000-41502-000000	IN LIEU OF TAXES-PILOT	3,380,088		3,380,088	3,525,471	(145,383)	3,380,088	145,383	100.00%	104.30%
101-0000-41503-000000	EXCISE TAX PHASE-OUT	22,323,373		22,323,373	17,087,629	5,235,744	16,742,530	345,099	75.00%	76.55%
101-0000-41504-000000	INTEREST & PENAL ON PROP TAX	850,000		850,000	642,350	207,650	708,333	(65,984)	83.33%	75.57%
101-0000-41505-000000	SCHOOL HOUSING AID	3,646,196		3,646,196	3,846,348	(200,152)	3,646,196	200,152	100.00%	105.49%
101-0000-41506-000000	STATE HOUSING AID LIBRARIES	0		0	0	0	0	0	0.00%	0.00%
101-0000-41507-000000	TANGIBLE TAX PHASE-OUT	1,738,596		1,738,596	1,738,596	(0)	1,738,596	0	100.00%	100.00%
101-0000-41509-000000	STATE AID-DISTRESSED COMMUN	0		0	0	0	0	0	0.00%	0.00%
101-0000-41510-000000	JOHNSON AND WALES AID	0		0	0	0	0	0	0.00%	0.00%
101-0000-41516-000000	ESCHEATS AND GARNISHEE FEES	0		0	0	0	0	0	0.00%	0.00%
101-0000-41517-000000	AUCTIONEER FEES	500		500	354	146	0	354	0.00%	0.00%
101-0000-41518-000000	VOLUNTARY TAX PAYMTS	500		500	2,090	(1,590)	0	2,090	0.00%	0.00%
101-0000-41519-000000	HOTEL TAX - LAW 42-63.1-3	57,184		57,184	34,242	22,942	47,653	(13,412)	83.33%	59.88%
101-0000-41520-000000	RESTAURANT TAX	3,005,055		3,005,055	2,745,676	259,379	2,504,213	241,464	83.33%	91.37%
101-0000-41521-000000	3RD PARTY RESCUE-MEDICAID	1,100,000		1,100,000	1,148,057	(48,057)	825,000	323,057	75.00%	104.37%
101-0000-41522-000000	3RD PARTY RESCUE	3,750,000	88,667	3,838,667	2,711,310	1,127,357	3,198,889	(487,579)	83.33%	70.63%
101-0000-41523-000000	TELECOMMUNICATION TOWER	200,000		200,000	131,281	68,719	166,667	(35,385)	83.33%	65.64%
101-0000-49125-000000	NSF FEES	(7,000)		(7,000)	(116,276)	109,276	(5,833)	(110,443)	83.33%	1661.09%
101-0000-49130-000000	OTHER REVENUE	50,000		50,000	90,346	(40,346)	41,667	48,679	83.33%	180.69%
101-0000-49135-000000	COVID-19 STIMULUS	0		0	0	0	0	0	0.00%	0.00%
101-0000-49500-000000	TRANSFER FROM OTHER FUNDS	0		0	0	0	0	0	0.00%	0.00%
101-0000-49510-000000	OVERHEAD ALLOCATION-ENTER I	1,000,000		1,000,000	750,000	250,000	750,000	0	75.00%	75.00%
<b>0000 General</b>		<b>235,557,597</b>	<b>88,667</b>	<b>235,646,264</b>	<b>224,837,860</b>	<b>10,808,405</b>	<b>224,535,102</b>	<b>302,757</b>	<b>95.28%</b>	<b>95.41%</b>
<b>1105 CITY CLERK</b>										
101-1105-42110-000000	CERTIFIED COPIES	7,500		7,500	5,890	1,610	6,250	(360)	83.33%	78.53%
101-1105-42111-000000	BOWLING LIC	1,300		1,300	704	596	1,083	(379)	83.33%	54.15%
101-1105-42112-000000	ENTERTAINMENT LICENSES	6,000		6,000	6,020	(20)	6,000	20	100.00%	100.33%
101-1105-42113-000000	POOL TABLE LIC	450		450	300	150	375	(75)	83.33%	66.67%
101-1105-42114-000000	ALL NIGHT DINER LIC	550		550	150	400	458	(308)	83.33%	27.27%
101-1105-42115-000000	BINGO LIC	0		0	0	0	0	0	0.00%	0.00%
101-1105-42116-000000	LIQUOR LIC	215,000		215,000	216,534	(1,534)	215,000	1,534	100.00%	100.71%
101-1105-42117-000000	AMUSEMT MACH & DEV LIC	1,600		1,600	995	605	1,333	(338)	83.33%	62.19%
101-1105-42118-000000	PEDDLERS LIC	0		0	0	0	0	0	0.00%	0.00%
101-1105-42119-000000	HUNTING & FISHING LIC RECORD	0		0	0	0	0	0	0.00%	0.00%
101-1105-42120-000000	2ND HAND AUTO LIC	5,200		5,200	2,300	2,900	4,333	(2,033)	83.33%	44.23%
101-1105-42121-000000	SUNDAY SALES LIC	4,000		4,000	500	3,500	3,333	(2,833)	83.33%	12.50%
101-1105-42122-000000	VICTUALLING LIC	56,000		56,000	58,750	(2,750)	56,000	2,750	100.00%	104.91%
101-1105-42123-000000	MARRIAGE LIC	7,000		7,000	2,416	4,584	5,833	(3,417)	83.33%	34.51%
101-1105-42124-000000	INSTRUMENT RECORDING	655,000		655,000	434,675	220,325	545,833	(111,158)	83.33%	66.36%
101-1105-42125-000000	DOG LIC	12,600		12,600	5,710	6,890	10,500	(4,790)	83.33%	45.32%
101-1105-42126-000000	FISHING LICENSE RECORDING	0		0	0	0	0	0	83.33%	0.00%
101-1105-42127-000000	HUNTING LICENSE RECORDING	0		0	0	0	0	0	83.33%	0.00%
101-1105-42128-000000	MISC LICENSES	6,400		6,400	2,090	4,310	5,333	(3,243)	83.33%	32.66%

City of Cranston  
 FY 26 4th QUARTER ACTUAL VS PROJECTED REVENUES-Cash Basis  
 For the period ending: April 30, 2026

5/28/26 4:05 PM

Fund Account	Acc. Description	Approved Council Budget	Transfers To (From)	Adjusted Budget	Actuals	Remaining Uncollected Balance	Projected Rev. Through April 30, 2026	Over (Under) Projected Budget	Projected % of Budget	Actuals % of Budget
101-1105-42129-000000	PROBATE COURT FEES	135,000		135,000	88,434	46,566	112,500	(24,066)	83.33%	65.51%
101-1105-42130-000000	LEASING OF MOTOR VEH	0		0	1,100	(1,100)	0	1,100	0.00%	0.00%
101-1105-42131-000000	RECORDING TROUT LICENSE	0		0	0	0	0	0	83.33%	0.00%
101-1105-42132-000000	ITINERANT FOOD VENDOR	5,000		5,000	4,200	800	4,167	33	83.33%	84.00%
101-1105-42133-000000	PRIVATE DETECTIVE	1,000		1,000	750	250	833	(83)	83.33%	75.00%
101-1105-42134-000000	FIREARMS DEALERS LICENSE	100		100	10	90	83	(73)	83.33%	10.00%
101-1105-42135-000000	FLOWER VENDOR	0		0	0	0	0	0	0.00%	0.00%
101-1105-42136-000000	GRAVEL BKS,SHVLS,SCR LIC	125		125	100	25	104	(4)	83.33%	80.00%
101-1105-42137-000000	AUTO REPAIR LICENSE	10,000		10,000	8,300	1,700	8,333	(33)	83.33%	83.00%
101-1105-42138-000000	TOBACCO LICENSES	0		0	0	0	0	0	0.00%	0.00%
101-1105-42139-000000	APPLICATION FEE	15,000		15,000	8,858	6,142	12,500	(3,642)	83.33%	59.06%
101-1105-42140-000000	CERTIFIED VITALS	150,000		150,000	79,239	70,761	125,000	(45,761)	83.33%	52.83%
101-1105-42141-000000	LICENSE ADVERTISING	12,500		12,500	2,964	9,536	10,417	(7,453)	83.33%	23.71%
101-1105-42142-000000	PROBATE ADVERTISING	25,000		25,000	16,450	8,550	20,833	(4,383)	83.33%	65.80%
101-1105-42143-000000	ZONE CHANGES	7,500		7,500	1,816	5,684	6,250	(4,434)	83.33%	24.22%
101-1105-42144-000000	ABONDONMENTS	1,000		1,000	0	1,000	833	(833)	83.33%	0.00%
101-1105-42145-000000	RI REAL ESTATE TAX ACCT	1,750,000		1,750,000	2,041,916	(291,916)	1,458,333	583,583	83.33%	116.68%
101-1105-42146-000000	VIOLATIONS	0		0	0	0	0	0	0.00%	0.00%
101-1105-49110-000000	CASH OVERRAGES	0		0	0	0	0	0	0.00%	0.00%
101-1105-49120-000000	CASH SHORTAGES	0		0	0	0	0	0	0.00%	0.00%
<b>1105 City Clerk</b>		<b>3,090,825</b>	<b>0</b>	<b>3,090,825</b>	<b>2,991,173</b>	<b>99,652</b>	<b>2,621,854</b>	<b>369,318</b>	<b>84.83%</b>	<b>96.78%</b>
<b>1107 MUNICIPAL COURT</b>										
101-1107-42150-000000	TRAFFIC FINES	675,000		675,000	499,006	175,994	562,500	(63,494)	83.33%	73.93%
101-1107-42151-000000	BUILDING CODE FINES	100		100	15,298	(15,198)	83	15,215	83.33%	0.00%
101-1107-42152-000000	ALL OTHER FINES	18,501		18,501	13,979	4,522	15,418	(1,439)	83.33%	75.56%
<b>1107 Municipal Court</b>		<b>693,601</b>	<b>0</b>	<b>693,601</b>	<b>528,283</b>	<b>165,318</b>	<b>578,001</b>	<b>(49,717)</b>	<b>83.33%</b>	<b>76.17%</b>
<b>1108 BOARD OF CANVASSERS</b>										
101-1108-49130-000000	PROGRAM/OTHER INCOME	300		300	0	300	250	(250)	83.33%	0.00%
<b>1108 BOARD OF CANVASSERS</b>		<b>300</b>	<b>0</b>	<b>300</b>	<b>0</b>	<b>300</b>	<b>250</b>	<b>(250)</b>	<b>83.33%</b>	<b>0.00%</b>
<b>1109 CITY PLANNING COMMISSION</b>										
101-1109-42155-000000	CITY PLANNING	75,000		75,000	41,114	33,886	62,500	(21,386)	83.33%	54.82%
101-1109-49130-000000	OTHER REVENUE	0		0	0	0	0	0	0.00%	0.00%
101-1109-49400-000000	FEDERAL/STATE GRANTS	0		0	0	0	0	0	0.00%	0.00%
<b>1109 CITY PLANNING COMMISSION</b>		<b>75,000</b>	<b>0</b>	<b>75,000</b>	<b>41,114</b>	<b>33,886</b>	<b>62,500</b>	<b>(21,386)</b>	<b>83.33%</b>	<b>54.82%</b>
<b>1110 DEPT. OF ECONOMIC DEV.</b>										
101-1110-49400-000000	FEDERAL/STATE GRANTS	0		0	0	0	0	0	0.00%	0.00%
<b>1110 DEPT. OF ECONOMIC DEV.</b>		<b>0</b>	<b>0</b>	<b>0</b>	<b>0</b>	<b>0</b>	<b>0</b>	<b>0</b>	<b>0.00%</b>	<b>0.00%</b>
<b>1111 DEPARTMENT OF INSPECTIONS</b>										
101-1111-42160-000000	BUILDING PERMITS	1,650,000		1,650,000	1,301,250	348,750	1,375,000	(73,750)	83.33%	78.86%
101-1111-42161-000000	PLUMBING PERMITS	550,000		550,000	369,974	180,026	458,333	(88,360)	83.33%	67.27%
101-1111-42162-000000	ELECT INSPEC LIC	230,000		230,000	256,490	(26,490)	191,667	64,823	83.33%	111.52%
101-1111-42163-000000	SIGNS - FEES ORD #86-16	0		0	0	0	0	0	0.00%	0.00%
101-1111-42164-000000	INSPECTIONS - PHOTO COPIES	0		0	0	0	0	0	0.00%	0.00%
101-1111-42165-000000	ZONING PERM. SIGN PERMIT FEE	20,000		20,000	20,964	(964)	16,667	4,297	83.33%	104.82%
101-1111-42166-000000	CERTIFICATE OF OCCUPANCY	12,250		12,250	9,075	3,175	10,208	(1,133)	83.33%	74.08%
101-1111-42167-000000	BLDG PERMIT-RADON SURCHARG	4,000		4,000	1,912	2,088	3,333	(1,421)	83.33%	47.80%
101-1111-42168-000000	AMERICAN DISABILITIES ACT	150,000		150,000	137,334	12,666	125,000	12,334	83.33%	91.56%

City of Cranston  
 FY 26 4th QUARTER ACTUAL VS PROJECTED REVENUES-Cash Basis  
 For the period ending: April 30, 2026

5/28/26 4:05 PM

Fund Account	Acc. Description	Approved Council Budget	Transfers To (From)	Adjusted Budget	Actuals	Remaining Uncollected Balance	Projected Rev. Through April 30, 2026	Over (Under) Projected Budget	Projected % of Budget	Actuals % of Budget
101-1111-42169-000000	BUILDING BOARD OF APPEALS	500		500	250	250	417	(167)	83.33%	50.00%
101-1111-42170-000000	RESEARCH FEE	0		0	0	0	0	0	83.33%	0.00%
101-1111-42171-000000	INSPECTION FEE	500		500	500	0	417	83	83.33%	100.00%
101-1111-42172-000000	ADMINISTRATIVE PENALTIES	10,000		10,000	5,279	4,721	8,333	(3,055)	83.33%	52.79%
101-1111-42173-000000	ZONING CERTIFICATES	13,000		13,000	9,262	3,738	10,833	(1,571)	83.33%	71.25%
101-1111-42175-000000	ZONING & ABANDONMENTS	25,000		25,000	13,200	11,800	20,833	(7,633)	83.33%	52.80%
101-1111-42176-000000	SOLAR PERMITS	150,000		150,000	86,732	63,268	125,000	(38,268)	83.33%	57.82%
<b>1111</b>	<b>DEPARTMENT OF INSPECTIONS</b>	<b>2,815,250</b>	<b>0</b>	<b>2,815,250</b>	<b>2,212,221</b>	<b>603,029</b>	<b>2,346,042</b>	<b>(133,821)</b>	<b>83.33%</b>	<b>78.58%</b>
<b>1112 FINANCE</b>										
101-1112-49130-000000	OTHER REVENUE	0		0	0	0	0	0	0.00%	0.00%
101-1112-49140-000000	INTEREST INCOME	3,724,819		3,724,819	1,186,874	2,537,945	3,104,016	(1,917,142)	83.33%	31.86%
<b>1112</b>	<b>FINANCE</b>	<b>3,724,819</b>	<b>0</b>	<b>3,724,819</b>	<b>1,186,874</b>	<b>2,537,945</b>	<b>3,104,016</b>	<b>(1,917,142)</b>	<b>83.33%</b>	<b>31.86%</b>
<b>1114 DIVISION OF ASSESSMENTS</b>										
101-1114-42180-000000	RADIUS MAPS - ASSESSORS	17,500		17,500	11,240	6,260	14,583	(3,343)	83.33%	64.23%
101-1114-49130-000000	OTHER REVENUE	0		0	0	0	0	0	83.33%	0.00%
<b>1114</b>	<b>DIVISION OF ASSESSMENTS</b>	<b>17,500</b>	<b>0</b>	<b>17,500</b>	<b>11,240</b>	<b>6,260</b>	<b>14,583</b>	<b>(3,343)</b>	<b>83.33%</b>	<b>64.23%</b>
<b>1115 DIV. OF CONTRACTS AND PURCH.</b>										
101-1115-42185-000000	FORFEIT CKS - BID PROPOSALS	0		0	0	0	0	0	0.00%	0.00%
101-1115-42186-000000	SCRAP SALES	50,000		50,000	6,007	43,993	41,667	(35,660)	83.33%	12.01%
101-1115-49130-000000	OTHER REVENUE	0	250,000	250,000	0	250,000	208,333	(208,333)	83.33%	0.00%
<b>1115</b>	<b>DIV. OF CONTRACTS AND PURCH</b>	<b>50,000</b>	<b>250,000</b>	<b>300,000</b>	<b>6,007</b>	<b>293,993</b>	<b>250,000</b>	<b>(243,993)</b>	<b>83.33%</b>	<b>2.00%</b>
<b>1116 DEPT.-INFORMATION TECHNOLOGY</b>										
101-1116-42190-000000	GIS REVENUES	0		0	0	0	0	0	0.00%	0.00%
<b>1116</b>	<b>DEPT.-INFORMATION TECHNOLO</b>	<b>0</b>	<b>0</b>	<b>0</b>	<b>0</b>	<b>0</b>	<b>0</b>	<b>0</b>	<b>0.00%</b>	<b>0.00%</b>
<b>1117 TREASURY AND COLLECTIONS</b>										
101-1117-42195-000000	TREASURY AND TAX COLLECTION	65,000		65,000	45,749	19,251	54,167	(8,418)	83.33%	70.38%
101-1117-42196-000000	LEGAL FEES	200,000		200,000	103,925	96,075	20,000	83,925	10.00%	51.96%
101-1117-42197-000000	TAX SALE REDEMPTIONS	15,000		15,000	71,638	(56,638)	12,500	59,138	83.33%	477.58%
101-1117-49110-000000	CASH OVERAGE	5,000		5,000	5,526	(526)	4,167	1,359	83.33%	110.52%
101-1117-49120-000000	CASH SHORTAGE	(4,500)		(4,500)	(8,909)	4,409	(3,750)	(5,159)	83.33%	197.98%
101-1117-49125-000000	NSF FEES	750		750	940	(190)	625	315	83.33%	125.33%
<b>1117</b>	<b>TREASURY AND COLLECTIONS</b>	<b>281,250</b>	<b>0</b>	<b>281,250</b>	<b>218,868</b>	<b>62,382</b>	<b>87,708</b>	<b>131,160</b>	<b>31.19%</b>	<b>77.82%</b>
<b>1200 FIRE</b>										
101-1200-43100-000000	GAS PETROLEUM PERMITS	5,000		5,000	750	4,250	4,167	(3,417)	83.33%	15.00%
101-1200-43101-000000	REMOVAL HAZARDOUS TANKS	1,000		1,000	150	850	833	(683)	83.33%	15.00%
101-1200-43102-000000	FIRE DETECTION NEW HOMES	50,000		50,000	49,080	920	41,667	7,413	83.33%	98.16%
101-1200-43103-000000	PLAN REVIEW APPLICATION-COM	115,000		115,000	102,752	12,248	95,833	6,919	83.33%	89.35%
101-1200-43104-000000	FIRE INSP - AUTO BODY SHOPS	200		200	0	200	167	(167)	83.33%	0.00%
101-1200-43105-000000	FIRE USES CHARGES	0		0	0	0	0	0	0.00%	0.00%
101-1200-43106-000000	FIRE INSPECTION - FIREWORKS	0		0	0	0	0	0	0.00%	0.00%
101-1200-43107-000000	FIRE INSP - EMERGENCY PLANNIN	2,000		2,000	100	1,900	1,667	(1,567)	83.33%	5.00%
101-1200-43108-000000	SMOKE/CO	50,000		50,000	23,703	26,297	41,667	(17,964)	83.33%	47.41%
101-1200-49130-000000	OTHER REVENUE	0		0	8,943	(8,943)	0	8,943	0.00%	0.00%
101-1200-49400-000000	FEDERAL/STATE GRANTS	1,238,995		1,238,995	1,102,737	136,258	1,032,496	70,241	83.33%	89.00%
101-1200-49410-000000	FEMA REIMBURSEMENT	0		0	0	0	0	0	0.00%	0.00%
<b>1200</b>	<b>1200 FIRE</b>	<b>1,462,195</b>	<b>0</b>	<b>1,462,195</b>	<b>1,288,216</b>	<b>173,979</b>	<b>1,218,496</b>	<b>69,720</b>	<b>83.33%</b>	<b>88.10%</b>

City of Cranston  
 FY 26 4th QUARTER ACTUAL VS PROJECTED REVENUES-Cash Basis  
 For the period ending: April 30, 2026

5/28/26 4:05 PM

Fund Account	Acc. Description	Approved Council Budget	Transfers To (From)	Adjusted Budget	Actuals	Remaining Uncollected Balance	Projected Rev. Through April 30, 2026	Over (Under) Projected Budget	Projected % of Budget	Actuals % of Budget
<b>1202 POLICE</b>										
101-1202-43200-000000	POLICE - FINGERPRINTS	2,500		2,500	3,140	(640)	2,083	1,057	83.33%	125.60%
101-1202-43201-000000	PHOTOSTAT FEE POLICE DEPT	10,000		10,000	6,169	3,832	8,333	(2,165)	83.33%	61.69%
101-1202-43202-000000	POLICE DETAIL CARS	700,000		700,000	268,831	431,169	583,333	(314,502)	83.33%	38.40%
101-1202-43203-000000	APPLICATIONS-GAMES OF CHANC	500		500	365	135	417	(52)	83.33%	73.00%
101-1202-43204-000000	ADMIN FEE-OUTSIDE DETAILS	185,000		185,000	94,630	90,370	154,167	(59,537)	83.33%	51.15%
101-1202-43900-000000	REIMBURSE FOR FALSE ALARMS	35,000		35,000	12,550	22,450	29,167	(16,617)	83.33%	35.86%
101-1202-44500-000000	VIN VERIFICATION	550,000		550,000	467,716	82,284	458,333	9,383	83.33%	85.04%
101-1202-49130-000000	OTHER REVENUE	105,000		105,000	50,167	54,833	87,500	(37,333)	83.33%	47.78%
101-1202-49400-000000	FEDERAL/STATE GRANTS	300,000		300,000	70,962	229,038	250,000	(179,038)	83.33%	23.65%
101-1202-49403-000000	TRAINING CENTER RENTAL	0		0	0	0	0	0	0.00%	0.00%
	<b>1202 POLICE</b>	<b>1,888,000</b>	<b>0</b>	<b>1,888,000</b>	<b>974,530</b>	<b>913,470</b>	<b>1,573,333</b>	<b>(598,803)</b>	<b>83.33%</b>	<b>51.62%</b>
<b>1203 ANIMAL CONTROL OFFICERS</b>										
101-1203-43300-000000	ANIMAL SHELTER IMPOUND FEES	3,500		3,500	1,094	2,406	2,917	(1,823)	83.33%	31.26%
	<b>1203 ANIMAL CONTROL OFFICERS</b>	<b>3,500</b>	<b>0</b>	<b>3,500</b>	<b>1,094</b>	<b>2,406</b>	<b>2,917</b>	<b>(1,823)</b>	<b>83.33%</b>	<b>31.26%</b>
<b>1300 DEPARTMENT OF PUBLIC WORKS</b>										
101-1300-44101-000000	STREET OPENING PERMIT REVEN	100,000		100,000	56,950	43,050	83,333	(26,383)	83.33%	56.95%
101-1300-44200-000000	PUBLIC WORKS HIGHWAY MISC	0		0	0	0	0	0	0.00%	0.00%
101-1300-49410-000000	FEMA REIMBURSEMENT	0		0	0	0	0	0	0.00%	0.00%
	<b>1300 1300 DEPARTMENT OF PUBLIC W</b>	<b>100,000</b>	<b>0</b>	<b>100,000</b>	<b>56,950</b>	<b>43,050</b>	<b>83,333</b>	<b>(26,383)</b>	<b>83.33%</b>	<b>56.95%</b>
<b>1301 PUBLIC SAFETY</b>										
101-1301-49130-000000	OTHER REVENUE	3,500		3,500	768	2,732	2,917	(2,149)	83.33%	21.94%
	<b>1301 PUBLIC SAFETY</b>	<b>3,500</b>	<b>0</b>	<b>3,500</b>	<b>768</b>	<b>2,732</b>	<b>2,917</b>	<b>(2,149)</b>	<b>83.33%</b>	<b>21.94%</b>
<b>1302 DIVISION OF HIGHWAY MAINTENANCE</b>										
101-1302-44200-000000	PUBLIC WORKS HIGHWAY MISC	221,500		221,500	109,955	111,545	184,583	(74,628)	83.33%	49.64%
	<b>1302 DIVISION OF HIGHWAY MAINTENAN</b>	<b>221,500</b>	<b>0</b>	<b>221,500</b>	<b>109,955</b>	<b>111,545</b>	<b>184,583</b>	<b>(74,628)</b>	<b>83.33%</b>	<b>49.64%</b>
<b>1303 DIVISION OF ENGINEERING</b>										
101-1303-44300-000000	INSPECTION FEE SUB-DIVISIONS	14,000		14,000	0	14,000	11,667	(11,667)	83.33%	0.00%
	<b>1303 1303 DIVISION OF ENGINEERING</b>	<b>14,000</b>	<b>0</b>	<b>14,000</b>	<b>0</b>	<b>14,000</b>	<b>11,667</b>	<b>(11,667)</b>	<b>83.33%</b>	<b>0.00%</b>
<b>1305 CARE OF TREES</b>										
101-1305-49400-000000	FEDERAL/STATE GRANTS	0		0	0	0	0	0	0.00%	0.00%
	<b>1305 1305 CARE OF TREES</b>	<b>0</b>	<b>0</b>	<b>0</b>	<b>0</b>	<b>0</b>	<b>0</b>	<b>0</b>	<b>0.00%</b>	<b>0.00%</b>
<b>1306 REFUSE REMOVAL &amp; DISPOSAL</b>										
101-1306-44401-000000	HAULER LICENSE FEES	3,500		3,500	350	3,150	2,917	(2,567)	83.33%	10.00%
101-1306-44402-000000	WASTE BAGS REVENUE	80,000		80,000	53,600	26,400	66,667	(13,067)	83.33%	67.00%
101-1306-44403-000000	SCHOOL REFUSE REVENUE	125,000		125,000	82,053	42,947	0	82,053	0.00%	65.64%
101-1306-44404-000000	RECYCLE REBATE REV.	0		0	0	0	0	0	0.00%	0.00%
101-1306-44405-000000	REFUSE MISCELL. REVENUES	9,000		9,000	8,395	605	7,500	895	83.33%	93.28%
101-1306-49400-000000	FEDERAL/STATE GRANTS	0		0	0	0	0	0	0.00%	0.00%
	<b>1306 REFUSE REMOVAL &amp; DISPOSAL</b>	<b>217,500</b>	<b>0</b>	<b>217,500</b>	<b>144,399</b>	<b>73,101</b>	<b>77,083</b>	<b>67,315</b>	<b>35.44%</b>	<b>66.39%</b>
<b>1307 FLEET MANAGEMENT</b>										

Fund Account	Acc. Description	Approved Council Budget	Transfers To (From)	Adjusted Budget	Actuals	Remaining Uncollected Balance	Projected Rev. Through April 30, 2026	Over (Under) Projected Budget	Projected % of Budget	Actuals % of Budget
101-1307-44500-000000	VIN VERIFICATION	0		0	0	0	0	0	0.00%	0.00%
	<b>1307 FLEET MANAGEMENT</b>	<b>0</b>	<b>0</b>	<b>0</b>	<b>0</b>	<b>0</b>	<b>0</b>	<b>0</b>	<b>0.00%</b>	<b>0.00%</b>
<b>1400 DEPT OF PARKS AND RECREATION</b>										
101-1400-45000-000000	PARKS AND RECREATION RECEIF	425,000		425,000	111,076	313,924	354,167	(243,090)	83.33%	26.14%
	<b>1400 DEPT OF PARKS AND RECREATIC</b>	<b>425,000</b>	<b>0</b>	<b>425,000</b>	<b>111,076</b>	<b>313,924</b>	<b>354,167</b>	<b>(243,090)</b>	<b>83.33%</b>	<b>26.14%</b>
<b>1500 PUBLIC LIBRARIES</b>										
101-1500-46100-000000	PUBLIC LIBRARIES	41,500		41,500	36,824	4,676	34,583	2,241	83.33%	88.73%
101-1500-46200-000000	STATE AID LIBRARIES	829,266		829,266	646,777	182,490	621,950	24,827	75.00%	77.99%
	<b>1500 PUBLIC LIBRARIES</b>	<b>870,766</b>	<b>0</b>	<b>870,766</b>	<b>683,601</b>	<b>187,165</b>	<b>656,533</b>	<b>27,068</b>	<b>75.40%</b>	<b>78.51%</b>
<b>1600 SENIOR SVS - ADMINISTRATION</b>										
101-1600-47160-000000	SENIOR SERVICES ADMINISTRATI	39,500		39,500	10,146	29,354	32,917	(22,771)	83.33%	25.69%
	<b>1600 Senior Services-Administration</b>	<b>39,500</b>	<b>0</b>	<b>39,500</b>	<b>10,146</b>	<b>29,354</b>	<b>32,917</b>	<b>(22,771)</b>	<b>83.33%</b>	<b>25.69%</b>
<b>1601 SENIOR SERVICES - PROGRAMS</b>										
101-1601-47100-000000	SENIOR SERVICES PROGRAMS	23,000		23,000	1,815	21,185	19,167	(17,352)	83.33%	105.71%
101-1601-47100-160101	SENIOR SERVICES PROGRAMS	0		0	2,574	(2,574)	0	2,574		
101-1601-47100-160102	SENIOR SERVICES PROGRAMS	0		0	487	(487)	0	487		
101-1601-47100-160103	SENIOR SERVICES PROGRAMS	0		0	2,501	(2,501)	0	2,501		
101-1601-47100-160106	SENIOR SERVICES PROGRAMS	0		0	826	(826)	0	826		
101-1601-47100-160108	SENIOR SERVICES PROGRAMS	0		0	0	0	0	0		
101-1601-47100-160109	SENIOR SERVICES PROGRAMS	0		0	1,879	(1,879)	0	1,879		
101-1601-47100-160110	SENIOR SERVICES PROGRAMS	0		0	1,279	(1,279)	0	1,279		
101-1601-47100-160112	SENIOR SERVICES PROGRAMS	0		0	2,434	(2,434)	0	2,434		
101-1601-47100-160113	SENIOR SERVICES PROGRAMS	0		0	979	(979)	0	979		
101-1601-47100-160114	SENIOR SERVICES PROGRAMS	0		0	35	(35)	0	35		
101-1601-47100-160116	SENIOR SERVICES PROGRAMS	0		0	351	(351)	0	351		
101-1601-47100-160117	SENIOR SERVICES PROGRAMS	0		0	4,229	(4,229)	0	4,229		
101-1601-47100-160118	SENIOR SERVICES PROGRAMS	0		0	741	(741)	0	741		
101-1601-47100-160120	SENIOR SERVICES PROGRAMS	0		0	2,611	(2,611)	0	2,611		
101-1601-47100-160121	SENIOR SERVICES PROGRAMS	0		0	1,573	(1,573)	0	1,573		
101-1601-47100-160122	SENIOR SERVICES PROGRAMS	0		0	0	0	0	0		
	<b>1601 SENIOR SERVICES - PROGRAMS</b>	<b>23,000</b>	<b>0</b>	<b>23,000</b>	<b>24,313</b>	<b>(1,313)</b>	<b>19,167</b>	<b>5,146</b>	<b>83.33%</b>	<b>105.71%</b>
<b>1602 SENIOR SVS - ADLT DAY CARE</b>										
101-1602-47110-000000	SENIOR SERVICES ADULT DAY CA	310,000		310,000	9,752	300,248	258,333	(248,581)	83.33%	60.29%
101-1602-47110-160201	SENIOR SERVICES ADULT DAY CA	0		0	71,340	(71,340)	0	71,340		
101-1602-47110-160202	SENIOR SERVICES ADULT DAY CA	0		0	17,178	(17,178)	0	17,178		
101-1602-47110-160203	SENIOR SERVICES ADULT DAY CA	0		0	88,632	(88,632)	0	88,632		
	<b>1602 SENIOR SVS - ADLT DAY CARE</b>	<b>310,000</b>	<b>0</b>	<b>310,000</b>	<b>186,902</b>	<b>123,098</b>	<b>258,333</b>	<b>(71,431)</b>	<b>83.33%</b>	<b>60.29%</b>
<b>1603 SENIOR SVS - SOCIAL SERVICES</b>										
101-1603-47120-000000	SENIOR SERVICES SOCIAL SERVI	75,500		75,500	46,222	29,278	62,917	(16,695)	83.33%	74.76%
101-1603-47120-160301	SENIOR SERVICES SOCIAL SERVI	0		0	10,219	(10,219)	0	10,219		
	<b>1603 SENIOR SVS - SOCIAL SERVICES</b>	<b>75,500</b>	<b>0</b>	<b>75,500</b>	<b>56,441</b>	<b>19,059</b>	<b>62,917</b>	<b>(6,476)</b>	<b>83.33%</b>	<b>74.76%</b>
<b>1604 SENIOR SERVICES - TRANSVAN</b>										
101-1604-47130-000000	SENIOR SERVICES TRANSVAN	35,787		35,787	14,070	21,717	29,823	(15,753)	83.33%	60.44%
101-1604-47130-160401	SENIOR SERVICES TRANSVAN	0		0	7,558	(7,558)	0	7,558		
	<b>1604 SENIOR SERVICES - TRANSVAN</b>	<b>35,787</b>	<b>0</b>	<b>35,787</b>	<b>21,628</b>	<b>14,159</b>	<b>29,823</b>	<b>(8,195)</b>	<b>83.33%</b>	<b>60.44%</b>

Fund Account	Acc. Description	Approved Council Budget	Transfers To (From)	Adjusted Budget	Actuals	Remaining Uncollected Balance	Projected Rev. Through April 30, 2026	Over (Under) Projected Budget	Projected % of Budget	Actuals % of Budget
<b>1605 SENIOR SERVICES - NUTRITION</b>										
101-1605-47140-000000	SENIOR SERVICES NUTRITION	115,000		115,000	749	114,251	95,833	(95,084)	83.33%	82.99%
101-1605-47140-160502	SENIOR SERVICES NUTRITION	0		0	55,440	(55,440)	0	55,440		
101-1605-47140-160503	SENIOR SERVICES NUTRITION	0		0	12,085	(12,085)	0	12,085		
101-1605-47140-160504	SENIOR SERVICES NUTRITION	0		0	0	0	0	0		
101-1605-47140-160505	SENIOR SERVICES NUTRITION	0		0	0	0	0	0		
101-1605-47140-160506	SENIOR SERVICES NUTRITION	0		0	0	0	0	0		
101-1605-47140-160507	SENIOR SERVICES NUTRITION	0		0	24,571	(24,571)	0	24,571		
101-1605-47140-160508	SENIOR SERVICES NUTRITION	0		0	2,595	(2,595)	0	2,595		
	<b>1605 Senior Services-Nutrition</b>	<b>115,000</b>	<b>0</b>	<b>115,000</b>	<b>95,440</b>	<b>19,560</b>	<b>95,833</b>	<b>(393)</b>	<b>83.33%</b>	<b>82.99%</b>
<b>1606 SENIOR SERVICES - RSVP</b>										
101-1606-47150-000000	SENIOR SERVICES RSVP	75,000		75,000	44,600	30,400	62,500	(17,900)	83.33%	59%
	<b>1606 SENIOR SERVICES - RSVP</b>	<b>75,000</b>	<b>0</b>	<b>75,000</b>	<b>44,600</b>	<b>30,400</b>	<b>62,500</b>	<b>(17,900)</b>	<b>83.33%</b>	<b>59%</b>
<b>1800 SCHOOL SYSTEM</b>										
101-1800-48500-000000	STATE OF RI-SCHOOL AID	80,735,694		80,735,694	67,490,114	13,245,580	67,279,745	210,369	83.33%	83.59%
101-1800-48501-000000	SCHOOL MISCELLANEOUS	2,655,000		2,655,000	1,241,638	1,413,362	1,221,300	20,338	46.00%	46.77%
101-1800-48502-000000	SCHOOL FEDERAL MEDICAID	2,750,000		2,750,000	1,792,439	957,561	1,540,000	252,439	56.00%	65.18%
	<b>1800 SCHOOL SYSTEM</b>	<b>86,140,694</b>	<b>0</b>	<b>86,140,694</b>	<b>70,524,190</b>	<b>15,616,504</b>	<b>70,041,045</b>	<b>483,145</b>	<b>81.31%</b>	<b>81.87%</b>
<b>1902 HARBOR MASTER</b>										
101-1902-49130-000000	PROGRAM/OTHER INCOME	6,000		6,000	4,035	1,965	4,500	(465)	75.00%	67.25%
	<b>1902 HARBOR MASTER</b>	<b>6,000</b>	<b>0</b>	<b>6,000</b>	<b>4,035</b>	<b>1,965</b>	<b>4,500</b>	<b>(465)</b>	<b>75.00%</b>	<b>67.25%</b>
<b>All</b>		<b>338,332,584</b>	<b>338,667</b>	<b>338,671,251</b>	<b>306,371,924</b>	<b>32,299,327</b>	<b>308,372,119</b>	<b>(2,000,196)</b>	<b>91.05%</b>	<b>90.46%</b>
				<b>252,530,557</b>	<b>235,847,733</b>					
<b>102 BUDGET STABILIZATION FUND</b>										
102-0000-46110-000000	TRANSFER FROM OTHER FUNDS	0	0	0	0	0	0	0	0.00%	0.00%
102-0000-49140-000000	INTEREST INCOME	0	0	0	0	0	0	0	0.00%	0.00%
102-0000-49140-100001	INTEREST INCOME-COVID COUNT	0	0	0	0	0	0	0	0.00%	0.00%
102-0000-49400-100001	FEDERAL/STATE GRANTS	0	0	0	0	0	0	0	0.00%	0.00%
		<b>0</b>	<b>0</b>	<b>0</b>	<b>0</b>	<b>0</b>	<b>0</b>	<b>0</b>	<b>0.00%</b>	<b>0.00%</b>
<b>103 HOSPITAL STABILIZATION FUND</b>										
103-0000-49130-000000	OTHER REVENUE	0	0	0	0	0	0	0	0.00%	0.00%
103-0000-49140-000000	INTEREST INCOME	0	0	0	1	(1)	0	1	0.00%	0.00%
		<b>0</b>	<b>0</b>	<b>0</b>	<b>1</b>	<b>(1)</b>	<b>0</b>	<b>1</b>	<b>0.00%</b>	<b>0.00%</b>
<b>104 SNOW AND ICE INSURANCE FUND</b>										
104-0000-49140-000000	INTEREST INCOME	0		0	8,383	(8,383)	0	8,383	0.00%	0.00%
		<b>0</b>	<b>0</b>	<b>0</b>	<b>8,383</b>	<b>(8,383)</b>	<b>0</b>	<b>8,383</b>	<b>0.00%</b>	<b>0.00%</b>
<b>105 PUBLIC FACILITES MGMT. FOUND.</b>										
105-0000-49140-000000	INTEREST INCOME	0		0	487	(487)	0	487	0.00%	0.00%
		<b>0</b>	<b>0</b>	<b>0</b>	<b>487</b>	<b>(487)</b>	<b>0</b>	<b>487</b>	<b>0.00%</b>	<b>0.00%</b>

City of Cranston  
 FY 26 4th QUARTER ACTUAL VS PROJECTED REVENUES-Cash Basis  
 For the period ending: April 30, 2026

5/28/26 4:05 PM

Fund Account	Acc. Description	Approved Council Budget	Transfers To (From)	Adjusted Budget	Actuals	Remaining Uncollected Balance	Projected Rev. Through April 30, 2026	Over (Under) Projected Budget	Projected % of Budget	Actuals % of Budget
<b>106 JUVENILE HEARING BOARD</b>										
106-0000-49140-000000	INTEREST INCOME	0		0	194	(194)	0	194	0.00%	0.00%
		<b>0</b>	<b>0</b>	<b>0</b>	<b>194</b>	<b>(194)</b>	<b>0</b>	<b>194</b>	<b>0.00%</b>	<b>0.00%</b>
<b>107 LIBRARY RESERVE</b>										
107-0000-42157-150001	FEDERAL GRANT	0	0	0	0	0	0	0	0.00%	0.00%
107-0000-49130-000000	OTHER REVENUE	0	0	0	0	0	0	0	0.00%	0.00%
107-0000-49140-000000	INTEREST INCOME	0	0	0	305	(305)	0	305	0.00%	0.00%
107-0000-49500-000000	TRANSFER FROM OTHER FUNDS	0	0	0	0	0	0	0	0.00%	0.00%
		<b>0</b>	<b>0</b>	<b>0</b>	<b>305</b>	<b>(305)</b>	<b>0</b>	<b>305</b>	<b>0.00%</b>	<b>0.00%</b>
<b>110 NON-PUBLIC SAFETY GRANT</b>										
110-0000-49400-000000	FEDERAL/STATE GRANTS-PLANNI	0	0	0	0	0	0	0	0.00%	0.00%
110-0000-49400-110100	FEDERAL/STATE GRANTS-EXEC.	0	0	0	224,768	(224,768)	0	224,768	0.00%	0.00%
110-1108-49400-000000	FEDERAL/STATE GRANTS-IT	0	0	0	42,977	(42,977)	0	42,977	0.00%	0.00%
110-1116-49400-000000	FEDERAL/STATE GRANTS-IT	0	0	0	36,056	(36,056)	0	36,056	0.00%	0.00%
110-1400-49400-000000	FEDERAL/STATE GRANTS-IT	0	0	0	25,000	(25,000)	0	25,000	0.00%	0.00%
		<b>0</b>	<b>0</b>	<b>0</b>	<b>328,801</b>	<b>(328,801)</b>	<b>0</b>	<b>328,801</b>	<b>0.00%</b>	<b>0.00%</b>
<b>380 ICE RINK FUND</b>										
380-3800-49130-000000	OTHER REVENUE	704,786	0	704,786	643,397	61,389	587,322	56,075	83.33%	91.29%
380-3800-49140-000000	INTEREST INCOME	28,000	0	28,000	15,036	12,964	23,333	(8,298)	83.33%	53.70%
380-3800-49400-100000	FEDERAL/STATE GRANTS	0	0	0	0	0	0	0	0.00%	0.00%
		<b>732,786</b>	<b>0</b>	<b>732,786</b>	<b>658,433</b>	<b>74,353</b>	<b>610,655</b>	<b>47,778</b>	<b>83.33%</b>	<b>89.85%</b>
<b>402 FIRE-GRANTS/DONATIONS</b>										
402-4020-49130-000000	OTHER REVENUE	0	0	0	11,258	(11,258)	0	11,258	0.00%	0.00%
402-4020-49140-000000	INTEREST INCOME	0	0	0	577	(577)	0	577	0.00%	0.00%
402-4020-49400-000000	FEDERAL/STATE GRANTS	0	0	0	4,000	(4,000)	0	4,000	0.00%	0.00%
402-4020-49400-402001	FEDERAL/STATE GRANTS	0	0	0	65,719	(65,719)	0	65,719	0.00%	0.00%
		<b>0</b>	<b>0</b>	<b>0</b>	<b>81,554</b>	<b>(81,554)</b>	<b>0</b>	<b>81,554</b>	<b>0.00%</b>	<b>0.00%</b>
<b>GASB 54 Total</b>		<b>339,065,370</b>	<b>338,667</b>	<b>339,404,037</b>	<b>306,791,649</b>	<b>32,282,757</b>	<b>308,982,774</b>	<b>(1,861,494)</b>	<b>91.04%</b>	<b>90.39%</b>
					<b>419,726</b>					
<b>Reportable Government Services</b>					<b>236,267,459</b>					
<b>404 SPECIAL FIRE DUTY</b>										
404-4040-49130-000000	OTHER REVENUE	0	0	0	48,767	(48,767)	0	48,767	0.00%	0.00%
404-4040-49140-000000	INTEREST INCOME	0	0	0	180	(180)	0	180	0.00%	0.00%
		<b>0</b>	<b>0</b>	<b>0</b>	<b>48,947</b>	<b>(48,947)</b>	<b>0</b>	<b>48,947</b>	<b>0.00%</b>	<b>0.00%</b>
<b>457 SPECIAL POLICE DUTY</b>										
457-4570-49130-000000	OTHER REVENUE	0	0	0	2,312,197	(2,312,197)	0	2,312,197	0.00%	0.00%
457-4570-49140-000000	INTEREST INCOME	0	0	0	48,119	(48,119)	0	48,119	0.00%	0.00%
		<b>0</b>	<b>0</b>	<b>0</b>	<b>2,360,316</b>	<b>(2,360,316)</b>	<b>0</b>	<b>2,360,316</b>	<b>0.00%</b>	<b>0.00%</b>

City of Cranston  
 FY 26 4th QUARTER ACTUAL VS PROJECTED REVENUES-Cash Basis  
 For the period ending: April 30, 2026

5/28/26 4:05 PM

Fund Account	Acc. Description	Approved Council Budget	Transfers To (From)	Adjusted Budget	Actuals	Remaining Uncollected Balance	Projected Rev. Through April 30, 2026	Over (Under) Projected Budget	Projected % of Budget	Actuals % of Budget
<b>700 7000 CDBG</b>										
700-7000-42156-000000	CDBG-PROGRAM INCOME	192,632		192,632	167,049	25,583	160,527	6,523	83.33%	86.72%
700-7000-42157-000000	CDBG - FEDERAL AWARD	1,261,985		1,261,985	1,399,984	(137,999)	1,051,654	348,330	83.33%	110.94%
700-7000-42157-100000	CDBG - FEDERAL AWARD COVID	0		0	3,540	(3,540)	0	3,540	83.33%	0.00%
	<b>7000 CDBG</b>	<b>1,454,617</b>	<b>0</b>	<b>1,454,617</b>	<b>1,570,573</b>	<b>(115,956)</b>	<b>1,212,181</b>	<b>358,393</b>	<b>83.33%</b>	<b>107.97%</b>
					<b>(1,291,470)</b>					
					<b>279,104</b>					
<b>Total Reportable Government Services</b>		<b>1,454,617</b>	<b>0</b>	<b>1,454,617</b>	<b>2,688,367</b>	<b>(2,525,219)</b>	<b>1,212,181</b>	<b>2,767,655</b>	<b>83.33%</b>	<b>184.82%</b>
<b>Grand Total</b>		<b>340,519,987</b>	<b>338,667</b>	<b>340,858,654</b>	<b>309,480,016</b>	<b>29,757,537</b>	<b>310,194,955</b>	<b>906,161</b>	<b>91.00%</b>	<b>90.79%</b>
					<b>238,955,826</b>					
<b>701 7010 WIA-JOB DEVELOPMENT</b>										
701-7010-49130-000000	OTHER REVENUE	395,124		395,124	186,408	208,716	329,270	(142,862)	83.33%	47.18%
701-7010-49140-000000	INTEREST INCOME	0		0	412	(412)	0	412	83.33%	0.00%
	<b>7010 WIA-JOB DEVELOPMENT</b>	<b>395,124</b>	<b>0</b>	<b>395,124</b>	<b>186,820</b>	<b>208,304</b>	<b>329,270</b>	<b>(142,450)</b>	<b>83.33%</b>	<b>47.28%</b>
<b>750 7500 CLAIMS COMMITTEE</b>										
750-7500-49140-000000	INTEREST INCOME	0		0	21,631	(21,631)	0	21,631	0.00%	0.00%
750-7500-49500-000000	TRANSFERS FROM OTHER FUNDS	0		0	0	0	0	0	0.00%	0.00%
750-7500-49531-000000	CLAIMS INCOME	0		0	59,961	(59,961)	0	59,961	0.00%	0.00%
750-7500-49532-000000	CONTRIBUTION - GENERAL FUND	1,000,000		1,000,000	750,000	250,000	750,000	0	75.00%	75.00%
	<b>7500 CLAIMS COMMITTEE</b>	<b>1,000,000</b>	<b>0</b>	<b>1,000,000</b>	<b>831,592</b>	<b>168,408</b>	<b>750,000</b>	<b>81,592</b>	<b>75.00%</b>	<b>83.16%</b>
<b>800 8000 SEWER ENTERPRISE FUND</b>										
800-8000-41400-000000	PRE-TREATMENT CHARGES	667,000		667,000	764,878	(97,878)	667,000	97,878	100.00%	114.67%
800-8000-41401-000000	INTEREST - PRETREATMENT	0		0	0	0	0	0	83.33%	0.00%
800-8000-41404-000000	SEWER SYSTEM CONNECTION FE	102,820		102,820	119,200	(16,380)	85,683	33,517	83.33%	115.93%
800-8000-41405-000000	PASTORE COMPLEX SEWER FEE	1,253,000		1,253,000	0	1,253,000	1,044,167	(1,044,167)	83.33%	0.00%
800-8000-41406-000000	BIOSOLIDS MANAGEMENT REVEN	1,000,000		1,000,000	170,810	829,190	833,333	(662,523)	83.33%	17.08%
800-8000-41407-000000	USFOS FGR LOAN REPAYMENT	135,000		135,000	102,822	32,178	112,500	(9,678)	83.33%	76.16%
800-8000-41408-000000	FPL EFFLUENT	1,100,000		1,100,000	1,079,247	20,753	916,667	162,580	83.33%	98.11%
800-8000-41409-000000	GREASE DISPOSAL FEES	35,000		35,000	205,406	(170,406)	29,167	176,239	83.33%	586.87%
800-8000-41460-000000	SEWER REVENUE	18,203,760		18,203,760	18,194,630	9,130	18,203,760	(9,130)	100.00%	99.95%
800-8000-41810-000000	INTEREST & PENAL ON SEW ASSM	200,000		200,000	289,715	(89,715)	166,667	123,049	83.33%	144.86%
800-8000-49140-000000	INTEREST INCOME	716,819		716,819	1,247,719	(530,900)	597,349	650,369	83.33%	174.06%
800-8000-49400-000000	FEDERAL/STATE GRANTS	0		0	47,503	(47,503)	0	47,503	0.00%	0.00%
	<b>3402 Sewer</b>	<b>23,413,399</b>	<b>0</b>	<b>23,413,399</b>	<b>22,221,931</b>	<b>1,191,468</b>	<b>22,656,293</b>	<b>(434,362)</b>	<b>96.77%</b>	<b>94.91%</b>
	<b>GRAND TOTAL</b>	<b>365,328,510</b>	<b>338,667</b>	<b>365,667,177</b>	<b>331,841,272</b>	<b>33,825,905</b>	<b>333,930,518</b>	<b>(2,089,245)</b>	<b>91.32%</b>	<b>90.75%</b>

**FY 26 4th QUARTER ACTUAL VS PROJECTED EXPENDITURES-Cash Basis**  
**For the period ending: April 30, 2026**

Fund	Dept.	Acc. Description	Approved Council Budget	Transfers To (From)	Available Balance	Encumb.	Actual	Un-Encumb. Balance	Projected Exp. Through April 30, 2026	Over (Under) Projected Budget	Projected % of Budget	Actual w/encum % of Budget
<b>101</b>	<b>1101</b>	<b>EXECUTIVE</b>										
	101-1101-51100-000000	SALARY SCHEDULE	471,054		471,054	0	387,537	83,517	378,655	8,882	80.38%	82.27%
	101-1101-51200-000000	PART-TIME HELP	0		-	0	1,320	(1,320)	-	1,320	0.00%	0.00%
	101-1101-51300-000000	PAYROLL TAXES	37,580		37,580	0	30,694	6,886	30,209	486	80.38%	81.68%
	101-1101-51301-000000	PENSION CONTRIBUTION	41,166		41,166	0	33,327	7,839	33,091	236	80.38%	80.96%
	101-1101-51302-000000	HOSPITALIZATION	91,612		91,612	0	70,272	21,340	73,642	(3,370)	80.38%	76.71%
	101-1101-51303-000000	HOSPITALIZATION BUYBAI	2,535		2,535	0	4,840	(2,305)	2,535	2,305	100.00%	190.93%
	101-1101-51304-000000	GROUP LIFE INSURANCE	1,296		1,296	0	1,120	176	1,080	40	83.33%	86.42%
	101-1101-52000-000000	OFFICE SUPPLIES AND EX	10,500		10,500	0	11,116	(616)	8,750	2,366	83.33%	105.87%
	101-1101-52001-000000	PRINTING AND DUPLICATI	2,000		2,000	0	1,325	675	1,667	(342)	83.33%	66.25%
	101-1101-52110-000000	CONTINGENCY	0		-	0	0	-	-	-	83.33%	0.00%
	101-1101-52111-000000	DUES	0		-	0	0	-	-	-	83.33%	0.00%
	101-1101-52112-000000	DUES-RI LG OF CITIES ANI	40,131		40,131	0	40,131	-	40,131	-	100.00%	100.00%
	101-1101-52113-000000	ORDERS OF MAYOR	6,500		6,500	0	1,063	5,437	5,417	(4,354)	83.33%	16.35%
	101-1101-52114-000000	PUBLIC OBSERVANCES &	2,000		2,000	0	1,978	22	1,667	312	83.33%	98.92%
		<b>_Total_ 1101 EXECUTIVE</b>	<b>706,374</b>	<b>-</b>	<b>706,374</b>	<b>-</b>	<b>584,724</b>	<b>121,650</b>	<b>576,843</b>	<b>7,881</b>	<b>81.66%</b>	<b>82.78%</b>
	<b>1102</b>	<b>CITY COUNCIL</b>										
	101-1102-51100-000000	SALARY SCHEDULE	56,000		56,000	0	39,962	16,038	45,015	(5,054)	80.38%	71.36%
	101-1102-51300-000000	PAYROLL TAXES	6,362		6,362	0	4,785	1,577	5,114	(329)	80.38%	75.22%
	101-1102-51301-000000	PENSION CONTRIBUTION	0		-	0	0	-	-	-	80.38%	0.00%
	101-1102-51302-000000	HOSPITALIZATION	0		-	0	0	-	-	-	0.00%	0.00%
	101-1102-51304-000000	GROUP LIFE INSURANCE	0		-	0	0	-	-	-	0.00%	0.00%
	101-1102-52001-000000	PRINTING AND DUPLICATI	1,000		1,000	0	855	145	833	22	83.33%	85.50%
	101-1102-52004-000000	DEPARTMENTAL EXPENSE	24,200		24,200	0	22,556	1,644	20,167	2,389	83.33%	93.21%
	101-1102-52005-000000	AUDIT OF CITY BOOKS	90,000		90,000	0	125,000	(35,000)	90,000	35,000	100.00%	138.89%
	101-1102-52007-000000	ADVERTISING	12,000		12,000	6,793	5,207	-	10,000	2,000	83.33%	100.00%
	101-1102-52210-000000	CITY CODE	5,000		5,000	732	4,268	-	4,167	833	83.33%	100.00%
	101-1102-52211-000000	COUNCIL'S AUDITOR	36,000		36,000	0	30,000	6,000	30,000	-	83.33%	83.33%
	101-1102-52212-000000	COUNCIL'S LEGAL COUNS	42,000		42,000	0	31,500	10,500	35,000	(3,500)	83.33%	75.00%
	101-1102-52213-000000	STENOGRADHIC	14,000		14,000	4,050	9,950	-	11,667	2,333	83.33%	100.00%
	101-1102-52214-000000	ORDERS OF THE COUNCIL	2,100		2,100	0	0	2,100	1,750	(1,750)	83.33%	0.00%
	101-1102-52216-000000	GRANT WRITER	48,000		48,000	0	36,000	12,000	40,000	(4,000)	83.33%	75.00%
	101-1102-52217-000000	VIDEO STREAMING	30,000		30,000	0	3,850	26,150	25,000	(21,150)	83.33%	12.83%
	101-1102-52218-000000	COUNCIL CONTINGENCY	0		-	0	0	-	-	-	83.33%	0.00%
		<b>_Total_ 1102 CITY COUNCIL</b>	<b>366,662</b>	<b>-</b>	<b>366,662</b>	<b>11,575</b>	<b>313,932</b>	<b>41,154</b>	<b>318,713</b>	<b>6,795</b>	<b>86.92%</b>	<b>88.78%</b>
	<b>1103</b>	<b>DEPARTMENT OF LAW</b>										
	101-1103-51200-000000	PART-TIME HELP	15,000		15,000	0	10,342	4,658	12,058	(1,716)	80.38%	68.94%
	101-1103-51300-000000	PAYROLL TAXES	1,150		1,150	0	791	359	924	(133)	80.38%	68.79%
	101-1103-52000-000000	OFFICE SUPPLIES AND EX	700		700	0	357	343	583	(226)	83.33%	51.06%
	101-1103-52310-000000	ADMINISTRATIVE LEGAL E	5,500		5,500	0	3,454	2,046	4,583	(1,129)	83.33%	62.81%
	101-1103-52311-000000	CITY SOLICITORS' FEES	214,000		214,000	0	179,531	34,469	178,333	1,197	83.33%	83.89%
	101-1103-52313-000000	OUTSIDE LEGAL SERVICE	295,000		295,000	0	219,884	75,116	245,833	(25,950)	83.33%	74.54%
	101-1103-52314-000000	SETTLEMENTS	0		-	0	0	-	-	-	83.33%	0.00%
		<b>_Total_ 1103 DEPARTMENT</b>	<b>531,350</b>	<b>-</b>	<b>531,350</b>	<b>0</b>	<b>414,359</b>	<b>116,991</b>	<b>442,315</b>	<b>(27,957)</b>	<b>83.24%</b>	<b>77.98%</b>
	<b>1104</b>	<b>DEPARTMENT OF PERSONNEL</b>										
	101-1104-51100-000000	SALARY SCHEDULE	139,388		139,388	0	112,047	27,341	112,047	0	80.38%	80.38%
	101-1104-51200-000000	PART-TIME HELP	33,000		33,000	0	43,760	(10,760)	26,527	17,233	80.38%	132.61%
	101-1104-51300-000000	PAYROLL TAXES	11,069		11,069	0	12,177	(1,108)	8,898	3,279	80.38%	110.01%
	101-1104-51301-000000	PENSION CONTRIBUTION	15,263		15,263	0	12,326	2,937	12,269	57	80.38%	80.76%
	101-1104-51302-000000	HOSPITALIZATION	15,082		15,082	0	9,882	5,200	12,124	(2,241)	80.38%	65.52%

**FY 26 4th QUARTER ACTUAL VS PROJECTED EXPENDITURES-Cash Basis**  
**For the period ending: April 30, 2026**

Fund	Dept.	Acc. Description	Approved Council Budget	Transfers To (From)	Available Balance	Encumb.	Actual	Un-Encumb. Balance	Projected Exp. Through April 30, 2026	Over (Under) Projected Budget	Projected % of Budget	Actual w/encum % of Budget
101-1104-51303-000000		HOSPITALIZATION BUYBAI	5,301		5,301	0	5,069	232	5,301	(232)	100.00%	95.62%
101-1104-51304-000000		GROUP LIFE INSURANCE	384		384	0	352	32	309	43	80.38%	91.67%
101-1104-52000-000000		OFFICE SUPPLIES AND EX	300		300	0	0	300	250	(250)	83.33%	0.00%
101-1104-52004-000000		DEPARTMENTAL EXPENSE	1,000		1,000	0	78	922	833	(755)	83.33%	7.80%
101-1104-52410-000000		DRUG AND ALCOHOL TES	5,500		5,500	0	5,978	(478)	4,583	1,394	83.33%	108.68%
101-1104-52411-000000		EMPLOYEE ASSISTANCE F	5,000		5,000	0	4,755	245	4,167	588	83.33%	95.10%
		<b>_Total_ 1104 DEPARTMENT</b>	<b>231,287</b>	<b>-</b>	<b>231,287</b>	<b>0</b>	<b>206,424</b>	<b>24,863</b>	<b>187,307</b>	<b>19,117</b>	<b>80.98%</b>	<b>89.25%</b>
<b>1105 CITY CLERK</b>												
101-1105-51100-000000		SALARY SCHEDULE	377,714		377,714	0	270,865	106,849	303,624	(32,759)	80.38%	71.71%
101-1105-51101-000000		OVERTIME	5,000		5,000	0	4,132	868	4,019	113	80.38%	82.65%
101-1105-51104-000000		DIFFERENTIAL	0		-	0	5,948	(5,948)	-	5,948	80.38%	0.00%
101-1105-51107-000000		EXTRA VACATION AFTER	2,672		2,672	0	1,635	1,037	2,672	(1,037)	100.00%	61.18%
101-1105-51203-000000		CLERICAL ASSISTANCE	44,000		44,000	0	14,109	29,891	35,369	(21,260)	80.38%	32.07%
101-1105-51300-000000		PAYROLL TAXES	29,498		29,498	0	24,539	4,959	23,712	827	80.38%	83.19%
101-1105-51301-000000		PENSION CONTRIBUTION	41,102		41,102	0	31,949	9,153	33,040	(1,091)	80.38%	77.73%
101-1105-51302-000000		HOSPITALIZATION	50,581		50,581	0	49,832	749	40,659	9,172	80.38%	98.52%
101-1105-51303-000000		HOSPITALIZATION BUYBAI	5,200		5,200	0	1,933	3,267	5,200	(3,267)	100.00%	37.18%
101-1105-51304-000000		GROUP LIFE INSURANCE	1,152		1,152	0	992	160	960	32	83.33%	86.11%
101-1105-52004-000000		DEPARTMENTAL EXPENSE	23,957		23,957	1,212	20,847	1,899	19,964	2,094	83.33%	92.07%
101-1105-52251-000000		DOG LICENSES & CENSUS	800		800	442	443	(85)	667	218	83.33%	110.63%
101-1105-52252-000000		LICENSE ADVERTISING	3,000		3,000	164	2,836	-	2,500	500	83.33%	100.00%
101-1105-52253-000000		PHOTOSTATIC OPERATIO	5,000		5,000	0	2,502	2,498	4,167	(1,665)	83.33%	50.04%
101-1105-52254-000000		PROBATE ADVERTISING	14,000		14,000	11,325	2,675	-	11,667	2,333	83.33%	100.00%
101-1105-52255-000000		RI CERTIFIED VITALS	0		-	0	0	-	-	-	83.33%	0.00%
101-1105-52256-000000		RI FISH & GAME LICENSES	0		-	0	0	-	-	-	83.33%	0.00%
101-1105-52257-000000		RI MARRIAGE LICENSES	0		-	0	0	-	-	-	83.33%	0.00%
101-1105-52258-000000		RI-REAL ESTATE TAX	0		-	0	0	-	-	-	83.33%	0.00%
101-1105-52259-000000		ZONE CHANGE	1,000		1,000	0	1,501	(501)	833	668	83.33%	150.12%
101-1105-52260-000000		MUNICIPAL CODE RECODI	0		-	0	0	-	-	-	83.33%	0.00%
		<b>_Total_ 1105 CITY CLERK</b>	<b>604,676</b>	<b>-</b>	<b>604,676</b>	<b>13,143</b>	<b>436,738</b>	<b>154,795</b>	<b>489,053</b>	<b>(39,172)</b>	<b>80.88%</b>	<b>74.40%</b>
<b>1106 PROBATE COURT</b>												
101-1106-51100-000000		SALARY SCHEDULE	17,500		17,500	0	14,067	3,433	14,067	0	80.38%	80.38%
101-1106-51300-000000		PAYROLL TAXES	1,339		1,339	0	1,081	258	1,076	5	80.38%	80.75%
101-1106-52004-000000		DEPARTMENTAL EXPENSE	2,500		2,500	0	2,500	-	-	2,500	0.00%	100.00%
		<b>_Total_ 1106 PROBATE CO</b>	<b>21,339</b>	<b>-</b>	<b>21,339</b>	<b>0</b>	<b>17,649</b>	<b>3,690</b>	<b>15,144</b>	<b>2,505</b>	<b>70.97%</b>	<b>82.71%</b>
<b>1107 MUNICIPAL COUR</b>												
101-1107-51100-000000		SALARY SCHEDULE	144,115		144,115	0	80,662	63,453	115,846	(35,184)	80.38%	55.97%
101-1107-51101-000000		OVERTIME	0		-	0	0	-	-	-	80.38%	0.00%
101-1107-51104-000000		DIFFERENTIAL	10,000		10,000	0	6,058	3,942	-	6,058	0.00%	60.58%
101-1107-51200-000000		PART-TIME HELP	55,000		55,000	0	54,135	865	44,212	9,923	80.38%	98.43%
101-1107-51300-000000		PAYROLL TAXES	11,216		11,216	0	11,126	90	9,016	2,110	80.38%	99.19%
101-1107-51301-000000		PENSION CONTRIBUTION	9,367		9,367	0	5,207	4,160	7,530	(2,323)	80.38%	55.59%
101-1107-51302-000000		HOSPITALIZATION	23,699		23,699	0	9,875	13,824	19,050	(9,176)	80.38%	41.67%
101-1107-51303-000000		HOSPITALIZATION BUYBAI	1,100		1,100	0	0	1,100	884	(884)	80.38%	0.00%
101-1107-51304-000000		GROUP LIFE INSURANCE	384		384	0	192	192	320	(128)	83.33%	50.00%
101-1107-52000-000000		OFFICE SUPPLIES AND EX	2,000		2,000	0	334	1,666	1,667	(1,333)	83.33%	16.70%
101-1107-52004-000000		DEPARTMENTAL EXPENSE	45,000		45,000	0	41,012	3,988	37,500	3,512	83.33%	91.14%
101-1107-52510-000000		ADVANCED PAYMENT ST.	80,000		80,000	0	71,645	8,355	66,667	4,978	83.33%	89.56%
		<b>_Total_ 1107 MUNICIPAL C</b>	<b>381,881</b>	<b>-</b>	<b>381,881</b>	<b>0</b>	<b>280,245</b>	<b>101,636</b>	<b>302,691</b>	<b>(22,446)</b>	<b>79.26%</b>	<b>73.39%</b>

**FY 26 4th QUARTER ACTUAL VS PROJECTED EXPENDITURES-Cash Basis**  
**For the period ending: April 30, 2026**

Fund	Dept.	Acc. Description	Approved Council Budget	Transfers To (From)	Available Balance	Encumb.	Actual	Un-Encumb. Balance	Projected Exp. Through April 30, 2026	Over (Under) Projected Budget	Projected % of Budget	Actual w/encum % of Budget
<b>1108 BOARD OF CANVAASERS</b>												
101-1108-51100-000000		SALARY SCHEDULE	257,697		257,697	0	204,269	53,428	207,149	(2,880)	80.38%	79.27%
101-1108-51101-000000		OVERTIME	0		-	0	0	-	-	-	80.38%	0.00%
101-1108-51200-000000		PART-TIME HELP	0		-	0	0	-	-	-	80.38%	0.00%
101-1108-51300-000000		PAYROLL TAXES	19,926		19,926	0	15,110	4,816	16,017	(908)	80.38%	75.83%
101-1108-51301-000000		PENSION CONTRIBUTION	31,188		31,188	0	26,549	4,639	25,070	1,479	80.38%	85.13%
101-1108-51302-000000		HOSPITALIZATION	62,322		62,322	0	55,600	6,722	50,097	5,503	80.38%	89.21%
101-1108-51303-000000		HOSPITALIZATION BUYBAI	2,767		2,767	0	1,844	923	2,767	(923)	100.00%	66.66%
101-1108-51304-000000		GROUP LIFE INSURANCE	768		768	0	768	-	640	128	83.33%	100.00%
101-1108-52000-000000		OFFICE SUPPLIES AND EX	1,000		1,000	67	711	222	833	(56)	83.33%	77.76%
101-1108-52014-000000		MAINTENANCE CONTRACT	175		175	0	0	175	146	(146)	83.33%	0.00%
101-1108-52015-000000		EDUCATION PROGRAM	600		600	0	590	10	500	90	83.33%	98.33%
101-1108-52610-000000		ELECTIONS	4,300		4,300	2,185	2,021	94	3,225	981	75.00%	97.81%
101-1108-52611-000000		DIRECTION OF ELECTIONS	0		-	0	0	-	-	-	75.00%	0.00%
		<b>_Total_1108 BOARD OF CA</b>	<b>380,743</b>	<b>-</b>	<b>380,743</b>	<b>2,252</b>	<b>307,462</b>	<b>71,029</b>	<b>306,445</b>	<b>3,269</b>	<b>80.49%</b>	<b>81.34%</b>
<b>1109 CITY PLANNING COMMISSION</b>												
101-1109-51100-000000		SALARY SCHEDULE	367,864		367,864	0	246,397	121,467	295,706	(49,309)	80.38%	66.98%
101-1109-51101-000000		OVERTIME	5,000		5,000	0	0	5,000	4,019	(4,019)	80.38%	0.00%
101-1109-51107-000000		EXTRA VACATION AFTER	0		-	0	0	-	-	-	0.00%	0.00%
101-1109-51200-000000		PART-TIME HELP	2,000	(2,000)	-	0	2,000	(2,000)	-	2,000	80.38%	0.00%
101-1109-51300-000000		PAYROLL TAXES	29,348		29,348	0	18,918	10,430	23,591	(4,673)	80.38%	64.46%
101-1109-51301-000000		PENSION CONTRIBUTION	34,012		34,012	0	23,388	10,624	27,340	(3,952)	80.38%	68.77%
101-1109-51302-000000		HOSPITALIZATION	64,402		64,402	0	34,534	29,868	51,769	(17,235)	80.38%	53.62%
101-1109-51303-000000		HOSPITALIZATION BUYBAI	1,000		1,000	0	5,950	(4,950)	-	5,950	0.00%	594.99%
101-1109-51304-000000		GROUP LIFE INSURANCE	960		960	0	624	336	800	(176)	83.33%	65.00%
101-1109-52001-000000		PRINTING AND DUPLICATI	250		250	0	0	250	208	(208)	83.33%	0.00%
101-1109-52004-000000		DEPARTMENTAL EXPENSE	1,000	2,000	3,000	0	3,623	(623)	2,500	1,123	83.33%	120.77%
101-1109-52015-000000		EDUCATION PROGRAM	2,500		2,500	0	1,281	1,219	2,083	(802)	83.33%	51.25%
101-1109-52019-000000		FEDERAL GRANTS	0		-	0	0	-	-	-	83.33%	0.00%
101-1109-52710-000000		PUBLIC HEARINGS	1,250		1,250	0	0	1,250	1,042	(1,042)	83.33%	0.00%
101-1109-52711-000000		COMPREHENSIVE PLAN U	0		-	0	0	-	-	-	83.33%	0.00%
101-1109-52712-000000		FLOOD PLAIN MANAGEME	0		-	0	0	-	-	-	83.33%	0.00%
		<b>_Total_1109 CITY PLANNIN</b>	<b>509,586</b>	<b>-</b>	<b>509,586</b>	<b>0</b>	<b>336,716</b>	<b>172,870</b>	<b>409,060</b>	<b>(72,344)</b>	<b>80.27%</b>	<b>66.08%</b>
<b>1110 DIV. OF ECONOMIC DEVELOPMENT</b>												
101-1110-51100-000000		SALARY SCHEDULE	83,637		83,637	0	67,231	16,406	67,231	0	80.38%	80.38%
101-1110-51101-000000		OVERTIME	0		-	0	0	-	-	-	0.00%	0.00%
101-1110-51104-000000		DIFFERENTIAL	0		-	0	0	-	-	-	0.00%	0.00%
101-1110-51107-000000		EXTRA VACATION AFTER	0		-	0	0	-	-	-	0.00%	0.00%
101-1110-51300-000000		PAYROLL TAXES	6,398		6,398	0	4,637	1,761	5,143	(506)	80.38%	72.47%
101-1110-51301-000000		PENSION CONTRIBUTION	9,158		9,158	0	7,396	1,762	7,362	34	80.38%	80.76%
101-1110-51302-000000		HOSPITALIZATION	27,373		27,373	0	21,670	5,703	22,004	(334)	80.38%	79.17%
101-1110-51304-000000		GROUP LIFE INSURANCE	192		192	0	176	16	160	16	83.33%	91.67%
101-1110-52000-000000		OFFICE SUPPLIES AND EX	400		400	0	334	66	333	1	83.33%	83.47%
101-1110-52751-000000		CHAMBER OF COMMERCE	0		-	0	0	-	-	-	83.33%	0.00%
101-1110-52752-000000		MARKETING	0		-	0	0	-	-	-	83.33%	0.00%
101-1110-52753-000000		PROGRAM ACTIVITIES	500		500	0	280	220	417	(137)	83.33%	56.00%
		<b>_Total_1110 DIV. OF ECON</b>	<b>127,658</b>	<b>-</b>	<b>127,658</b>	<b>0</b>	<b>101,724</b>	<b>25,934</b>	<b>102,650</b>	<b>(926)</b>	<b>80.41%</b>	<b>79.68%</b>

**FY 26 4th QUARTER ACTUAL VS PROJECTED EXPENDITURES-Cash Basis**  
**For the period ending: April 30, 2026**

Fund	Dept.	Acc. Description	Approved Council Budget	Transfers To (From)	Available Balance	Encumb.	Actual	Un-Encumb. Balance	Projected Exp. Through April 30, 2026	Over (Under) Projected Budget	Projected % of Budget	Actual w/encum % of Budget
<b>1111 DEPARTMENT OF INSPECTIONS</b>												
101-1111-51100-000000		SALARY SCHEDULE	778,010		778,010	0	535,972	242,038	625,400	(89,429)	80.38%	68.89%
101-1111-51101-000000		OVERTIME	1,500		1,500	0	4,954	(3,454)	1,206	3,748	80.38%	330.27%
101-1111-51107-000000		EXTRA VACATION AFTER	6,093		6,093	0	3,038	3,055	6,093	(3,055)	100.00%	49.86%
101-1111-51200-000000		PART-TIME HELP	0		-	0	44,520	(44,520)	-	44,520	80.38%	0.00%
101-1111-51300-000000		PAYROLL TAXES	63,752		63,752	0	41,840	21,912	51,247	(9,407)	80.38%	65.63%
101-1111-51301-000000		PENSION CONTRIBUTION	76,200		76,200	0	48,198	28,002	61,253	(13,055)	80.38%	63.25%
101-1111-51302-000000		HOSPITALIZATION	123,341		123,341	0	95,866	27,475	99,147	(3,282)	80.38%	77.72%
101-1111-51303-000000		HOSPITALIZATION BUYBA	2,000		2,000	0	3,000	(1,000)	2,000	1,000	100.00%	150.00%
101-1111-51304-000000		GROUP LIFE INSURANCE	1,920		1,920	0	1,584	336	1,600	(16)	83.33%	82.50%
101-1111-52000-000000		OFFICE SUPPLIES AND EX	2,500		2,500	0	2,508	(8)	2,083	425	83.33%	100.31%
101-1111-52004-000000		DEPARTMENTAL EXPENSE	20,000		20,000	0	12,835	7,165	16,667	(3,832)	83.33%	64.18%
101-1111-52012-000000		GASOLINE & OIL	6,000		6,000	0	5,685	315	5,000	685	83.33%	94.75%
101-1111-52015-000000		EDUCATION PROGRAM	1,000		1,000	0	1,015	(15)	833	182	83.33%	101.50%
101-1111-52018-000000		REPLACEMENT VEHICLES	0		-	0	0	-	-	-	0.00%	0.00%
101-1111-52810-000000		AMER DISABILITIES ACT E	150,000		150,000	0	123,192	26,808	125,000	(1,808)	83.33%	82.13%
101-1111-52811-000000		EXPENSES - ZONING BOAI	6,500		6,500	0	4,069	2,431	5,417	(1,347)	83.33%	62.61%
101-1111-52812-000000		RADON EXPENSE	2,500		2,500	0	1,500	1,000	2,083	(583)	83.33%	59.99%
		<b>_Total_1111 DEPARTMENT</b>	<b>1,241,316</b>	<b>-</b>	<b>1,241,316</b>	<b>-</b>	<b>929,776</b>	<b>311,540</b>	<b>1,005,030</b>	<b>(75,254)</b>	<b>80.96%</b>	<b>74.90%</b>
<b>1112 FINANCE</b>												
101-1112-51100-000000		SALARY SCHEDULE	219,896		219,896	0	159,292	60,604	176,763	(17,471)	80.38%	72.44%
101-1112-51101-000000		OVERTIME	2,000		2,000	0	664	1,336	1,608	(943)	80.38%	33.21%
101-1112-51104-000000		DIFFERENTIAL	0		-	0	0	-	-	-	80.38%	0.00%
101-1112-51107-000000		EXTRA VACATION AFTER	0		-	0	0	-	-	-	0.00%	0.00%
101-1112-51108-000000		SEVERANCE	200,000		200,000	0	236,711	(36,711)	166,667	70,044	83.33%	118.36%
101-1112-51200-000000		PART-TIME HELP	0		-	0	12,574	(12,574)	-	12,574	83.33%	0.00%
101-1112-51300-000000		PAYROLL TAXES	16,823		16,823	0	14,510	2,313	13,523	987	80.38%	86.25%
101-1112-51301-000000		PENSION CONTRIBUTION	22,129		22,129	0	16,521	5,608	17,788	(1,267)	80.38%	74.66%
101-1112-51302-000000		HOSPITALIZATION	51,407		51,407	0	40,270	11,137	41,323	(1,054)	80.38%	78.33%
101-1112-51303-000000		HOSPITALIZATION BUYBA	0		-	0	0	-	-	-	0.00%	0.00%
101-1112-51304-000000		GROUP LIFE INSURANCE	384		384	0	320	64	320	-	83.33%	83.33%
101-1112-51403-000000		UNEMPLOYMENT COMPEN	24,000		24,000	0	26,719	(2,719)	20,000	6,719	83.33%	111.33%
101-1112-51407-000000		CONTRIBUTION TO INSUR.	1,000,000		1,000,000	0	750,000	250,000	750,000	-	75.00%	75.00%
101-1112-52000-000000		OFFICE SUPPLIES AND EX	500		500	0	230	270	417	(187)	83.33%	45.95%
101-1112-52004-000000		DEPARTMENTAL EXPENSE	10,000		10,000	0	7,610	2,390	8,333	(723)	83.33%	76.10%
101-1112-52900-000000		BANK CHARGES	500		500	0	4,000	(3,500)	417	3,583	83.33%	800.00%
		<b>_Total_1112 FINANCE</b>	<b>1,547,639</b>	<b>-</b>	<b>1,547,639</b>	<b>0</b>	<b>1,269,421</b>	<b>278,218</b>	<b>1,197,158</b>	<b>72,262</b>	<b>77.35%</b>	<b>82.02%</b>
<b>1113 CITY CONTROLLER'S OFFICE</b>												
101-1113-51100-000000		SALARY SCHEDULE	465,070		465,070	0	312,387	152,683	373,845	(61,458)	80.38%	67.17%
101-1113-51101-000000		OVERTIME	10,000		10,000	0	49,395	(39,395)	8,038	41,357	80.38%	493.95%
101-1113-51104-000000		DIFFERENTIAL	0		-	0	3,390	(3,390)	-	3,390	80.38%	0.00%
101-1113-51107-000000		EXTRA VACATION AFTER	3,963		3,963	0	3,963	0	3,963	(0)	100.00%	100.00%
101-1113-51300-000000		PAYROLL TAXES	36,690		36,690	0	32,122	4,568	29,493	2,628	80.38%	87.55%
101-1113-51301-000000		PENSION CONTRIBUTION	52,747		52,747	0	37,765	14,982	42,400	(4,636)	80.38%	71.60%
101-1113-51302-000000		HOSPITALIZATION	57,338		57,338	0	32,363	24,975	46,091	(13,728)	80.38%	56.44%
101-1113-51303-000000		HOSPITALIZATION BUYBA	15,700		15,700	0	13,150	2,550	15,700	(2,550)	100.00%	83.76%
101-1113-51304-000000		GROUP LIFE INSURANCE	960		960	0	720	240	800	(80)	83.33%	75.00%
101-1113-52000-000000		OFFICE SUPPLIES AND EX	1,000		1,000	144	56	800	833	(633)	83.33%	20.00%
101-1113-52004-000000		DEPARTMENTAL EXPENSE	2,000		2,000	0	0	2,000	500	(500)	25.00%	0.00%
		<b>_Total_1113 CITY CONTRC</b>	<b>645,468</b>	<b>-</b>	<b>645,468</b>	<b>144</b>	<b>485,310</b>	<b>160,013</b>	<b>521,664</b>	<b>(36,210)</b>	<b>80.82%</b>	<b>75.21%</b>

**FY 26 4th QUARTER ACTUAL VS PROJECTED EXPENDITURES-Cash Basis**  
 For the period ending: **April 30, 2026**

Fund	Dept.	Acc. Description	Approved Council Budget	Transfers To (From)	Available Balance	Encumb.	Actual	Un-Encumb. Balance	Projected Exp. Through April 30, 2026	Over (Under) Projected Budget	Projected % of Budget	Actual w/encum % of Budget
<b>1114 DIVISION OF ASSESSMENTS</b>												
101-1114-51100-000000		SALARY SCHEDULE	357,054		357,054	0	285,331	71,723	287,016	(1,686)	80.38%	79.91%
101-1114-51101-000000		OVERTIME	1,500		1,500	0	283	1,217	1,206	(923)	80.38%	18.84%
101-1114-51104-000000		DIFFERENTIAL	5,883		5,883	0	4,039	1,844	4,729	(691)	80.38%	68.65%
101-1114-51107-000000		EXTRA VACATION AFTER	954		954	0	1,817	(863)	954	863	100.00%	190.47%
101-1114-51300-000000		PAYROLL TAXES	28,281		28,281	0	22,301	5,980	22,734	(432)	80.38%	78.86%
101-1114-51301-000000		PENSION CONTRIBUTION	39,718		39,718	0	31,983	7,735	31,927	56	80.38%	80.52%
101-1114-51302-000000		HOSPITALIZATION	53,536		53,536	0	63,861	(10,325)	43,035	20,826	80.38%	119.29%
101-1114-51303-000000		HOSPITALIZATION BUYBA	5,533		5,533	0	5,533	(0)	5,533	0	100.00%	100.00%
101-1114-51304-000000		GROUP LIFE INSURANCE	960		960	0	880	80	800	80	83.33%	91.67%
101-1114-52000-000000		OFFICE SUPPLIES AND EX	1,300		1,300	196	677	427	1,083	(211)	83.33%	67.14%
101-1114-52004-000000		DEPARTMENTAL EXPENSE	32,500		32,500	0	15,113	17,387	27,083	(11,971)	83.33%	46.50%
101-1114-52910-000000		STATE REVALUATION	0		-	0	0	-	-	-	0.00%	0.00%
		<b>_Total_1114 DIVISION OF A</b>	<b>527,219</b>	<b>-</b>	<b>527,219</b>	<b>196</b>	<b>431,817</b>	<b>95,206</b>	<b>426,100</b>	<b>5,913</b>	<b>80.82%</b>	<b>81.94%</b>
<b>1115 DIV. OF CONTRACTS AND PURCH.</b>												
101-1115-51100-000000		SALARY SCHEDULE	178,474		178,474	0	145,678	32,796	143,466	2,212	80.38%	81.62%
101-1115-51101-000000		OVERTIME	7,000		7,000	0	8,218	(1,218)	5,627	2,591	80.38%	117.40%
101-1115-51104-000000		DIFFERENTIAL	0		-	0	0	-	-	-	80.38%	0.00%
101-1115-51107-000000		EXTRA VACATION AFTER	2,192		2,192	0	2,192	(0)	2,192	0	100.00%	100.01%
101-1115-51300-000000		PAYROLL TAXES	13,821		13,821	0	11,429	2,392	11,110	319	80.38%	82.70%
101-1115-51301-000000		PENSION CONTRIBUTION	19,954		19,954	0	17,220	2,734	16,040	1,180	80.38%	86.30%
101-1115-51302-000000		HOSPITALIZATION	53,488		53,488	0	43,235	10,253	42,996	239	80.38%	80.83%
101-1115-51304-000000		GROUP LIFE INSURANCE	384		384	0	352	32	320	32	83.33%	91.67%
101-1115-52000-000000		OFFICE SUPPLIES AND EX	1,000		1,000	671	129	200	833	(33)	83.33%	80.00%
101-1115-52004-000000		DEPARTMENTAL EXPENSE	2,000		2,000	91	1,291	618	1,667	(285)	83.33%	69.09%
101-1115-52007-000000		ADVERTISING	2,000		2,000	614	886	500	1,667	(167)	83.33%	75.00%
		<b>_Total_1115 DIV. OF CONT</b>	<b>280,313</b>	<b>-</b>	<b>280,313</b>	<b>1,376</b>	<b>230,631</b>	<b>48,307</b>	<b>225,917</b>	<b>6,089</b>	<b>80.59%</b>	<b>82.77%</b>
<b>1116 DEPT.-INFORMATION TECHNOLOGY</b>												
101-1116-51100-000000		SALARY SCHEDULE	276,932		276,932	0	227,036	49,896	222,611	4,425	80.38%	81.98%
101-1116-51101-000000		OVERTIME	2,000		2,000	0	908	1,092	1,608	(700)	80.38%	45.41%
101-1116-51104-000000		DIFFERENTIAL	12,359	20,959	33,318	0	22,047	11,271	26,783	(4,735)	80.38%	66.17%
101-1116-51107-000000		EXTRA VACATION AFTER	3,656		3,656	0	0	3,656	3,656	(3,656)	100.00%	0.00%
101-1116-51200-000000		PART-TIME HELP	0		-	0	0	-	-	-	0.00%	0.00%
101-1116-51300-000000		PAYROLL TAXES	20,429		20,429	0	18,299	2,130	16,422	1,877	80.38%	89.57%
101-1116-51301-000000		PENSION CONTRIBUTION	30,887		30,887	0	30,853	34	24,828	6,024	80.38%	99.89%
101-1116-51302-000000		HOSPITALIZATION	68,037		68,037	0	64,903	3,134	54,691	10,212	80.38%	95.39%
101-1116-51303-000000		HOSPITALIZATION BUYBA	0		-	0	0	-	-	-	100.00%	0.00%
101-1116-51304-000000		GROUP LIFE INSURANCE	576		576	0	528	48	480	48	83.33%	91.67%
101-1116-52002-000000		SUPPLIES	35,000		35,000	15,537	19,463	-	29,167	5,833	83.33%	100.00%
101-1116-52004-000000		DEPARTMENTAL EXPENSE	1,000		1,000	0	73	928	833	(761)	83.33%	7.25%
101-1116-52016-000000		PROFESSIONAL SERVICE	104,000		104,000	32,169	71,571	260	104,000	(260)	100.00%	99.75%
101-1116-52017-000000		EQUIPMENT	40,000	(20,959)	19,041	8,000	10,933	108	19,041	(108)	100.00%	99.43%
101-1116-52931-000000		COMPUTER MAINT. & FEE	577,000		577,000	332,891	235,068	9,041	577,000	(9,041)	100.00%	98.43%
101-1116-52932-000000		SYSTEM UPGRADES	50,000		50,000	31,448	13,397	5,155	50,000	(5,155)	100.00%	89.69%
101-1116-52933-000000		TECHNOLOGY UPGRADES	75,000		75,000	55,700	12,894	6,406	75,000	(6,406)	100.00%	91.46%
101-1116-52934-000000		TELEPHONE	148,000		148,000	0	123,895	24,105	123,333	562	83.33%	83.71%
		<b>_Total_1116 DEPT.-INFORM</b>	<b>1,444,876</b>	<b>-</b>	<b>1,444,876</b>	<b>475,745</b>	<b>851,867</b>	<b>117,264</b>	<b>1,329,453</b>	<b>(1,841)</b>	<b>92.01%</b>	<b>91.88%</b>

**FY 26 4th QUARTER ACTUAL VS PROJECTED EXPENDITURES-Cash Basis**  
**For the period ending: April 30, 2026**

Fund	Dept.	Acc. Description	Approved Council Budget	Transfers To (From)	Available Balance	Encumb.	Actual	Un-Encumb. Balance	Projected Exp. Through April 30, 2026	Over (Under) Projected Budget	Projected % of Budget	Actual w/encum % of Budget
<b>1117 TREASURY AND COLLECTIONS</b>												
101-1117-51100-000000		SALARY SCHEDULE	337,651		337,651	0	269,821	67,830	271,419	(1,598)	80.38%	79.91%
101-1117-51101-000000		OVERTIME	5,000		5,000	0	13,174	(8,174)	4,019	9,155	80.38%	263.49%
101-1117-51104-000000		DIFFERENTIAL	18,900		18,900	0	14,884	4,016	15,193	(309)	80.38%	78.75%
101-1117-51107-000000		EXTRA VACATION AFTER	3,354		3,354	0	2,478	876	3,354	(876)	100.00%	73.87%
101-1117-51203-000000		CLERICAL ASSISTANCE	0		-	0	1,150	(1,150)	-	1,150	80.38%	0.00%
101-1117-51300-000000		PAYROLL TAXES	26,087		26,087	0	23,213	2,874	20,970	2,243	80.38%	88.98%
101-1117-51301-000000		PENSION CONTRIBUTION	33,689		33,689	0	31,870	1,819	27,081	4,789	80.38%	94.60%
101-1117-51302-000000		HOSPITALIZATION	103,947		103,947	0	85,893	18,054	83,557	2,336	80.38%	82.63%
101-1117-51303-000000		HOSPITALIZATION BUYBAI	0		-	0	0	-	-	-	0.00%	0.00%
101-1117-51304-000000		GROUP LIFE INSURANCE	960		960	0	880	80	800	80	83.33%	91.67%
101-1117-52000-000000		OFFICE SUPPLIES AND EX	3,500		3,500	0	3,487	13	2,917	570	83.33%	99.62%
101-1117-52004-000000		DEPARTMENTAL EXPENSE	25,000		25,000	475	2,911	21,614	20,833	(17,447)	83.33%	13.55%
101-1117-52006-000000		EQUIPMENT REPAIRS	0		-	0	0	-	-	-	83.33%	0.00%
101-1117-52016-000000		PROFESSIONAL SERVICE\$	48,000		48,000	0	0	48,000	40,000	(40,000)	83.33%	0.00%
101-1117-52941-000000		POSTAGE	88,000		88,000	0	52,602	35,398	73,333	(20,732)	83.33%	59.77%
		<b>_Total_ 1117 TREASURY AI</b>	<b>694,088</b>	<b>-</b>	<b>694,088</b>	<b>475</b>	<b>502,363</b>	<b>191,250</b>	<b>563,477</b>	<b>(60,639)</b>	<b>81.18%</b>	<b>72.45%</b>
<b>1200 FIRE</b>												
101-1200-51100-000000		SALARY SCHEDULE	16,177,104	338,667	16,515,771	0	13,314,207	3,201,564	13,276,139	38,068	80.38%	80.62%
101-1200-51101-000000		OVERTIME	4,500,000		4,500,000	0	4,966,186	(466,186)	3,617,308	1,348,878	80.38%	110.36%
101-1200-51104-000000		DIFFERENTIAL	160,000		160,000	0	132,986	27,014	128,615	4,370	80.38%	83.12%
101-1200-51105-000000		LEGAL HOLIDAY PAY	1,546,233		1,546,233	0	1,423,982	122,251	1,242,933	181,048	80.38%	92.09%
101-1200-51106-000000		LONGEVITY	1,754,849		1,754,849	0	1,709,993	44,856	1,754,849	(44,856)	100.00%	97.44%
101-1200-51107-000000		EXTRA VACATION AFTER	0		-	0	1,144	(1,144)	-	1,144	0.00%	0.00%
101-1200-51108-000000		SEVERANCE	250,000		250,000	0	174,855	75,145	200,962	(26,106)	80.38%	69.94%
101-1200-51200-000000		PART-TIME HELP	0		-	0	0	-	-	-	80.38%	0.00%
101-1200-51300-000000		PAYROLL TAXES	360,756		360,756	0	367,262	(6,506)	289,992	77,270	80.38%	101.80%
101-1200-51301-000000		PENSION CONTRIBUTION	3,075,235		3,075,235	0	2,561,243	513,992	2,472,016	89,227	80.38%	83.29%
101-1200-51302-000000		HOSPITALIZATION	5,133,180		5,133,180	0	4,295,327	837,853	4,126,287	169,040	80.38%	83.68%
101-1200-51304-000000		GROUP LIFE INSURANCE	49,152		49,152	0	44,104	5,048	40,960	3,144	83.33%	89.73%
101-1200-51305-000000		ANNUITY	436,378		436,378	0	358,725	77,653	363,648	(4,924)	83.33%	82.21%
101-1200-51306-000000		LEGAL SERVICES FUND	6,000		6,000	0	6,000	-	6,000	-	100.00%	100.00%
101-1200-51400-000000		NORMAL COST-CITY PENS	56,273		56,273	0	56,273	-	56,273	-	100.00%	100.00%
101-1200-51405-000000		UNIFORMS	205,000		205,000	50,450	148,126	6,423	170,833	27,743	83.33%	96.87%
101-1200-51406-000000		UNIFORM CLEANING ALLC	278,000	(5,700)	272,300	0	266,867	5,433	226,917	39,950	83.33%	98.00%
101-1200-52000-000000		OFFICE SUPPLIES AND EX	8,500		8,500	0	8,380	120	7,083	1,296	83.33%	98.58%
101-1200-52004-000000		DEPARTMENTAL EXPENSE	24,000		24,000	3,957	10,587	9,456	20,000	(5,456)	83.33%	60.60%
101-1200-52006-000000		EQUIPMENT REPAIRS	300,000		300,000	4,292	312,018	(16,310)	250,000	66,310	83.33%	105.44%
101-1200-52012-000000		GASOLINE & OIL	256,500		256,500	45,000	216,256	(4,756)	213,750	47,506	83.33%	101.85%
101-1200-52018-000000		REPLACEMENT VEHICLES	250,000		250,000	0	428,930	(178,930)	250,000	178,930	100.00%	171.57%
101-1200-53010-000000		DEFENSE CIVIL PREP. DIV	2,000		2,000	0	0	2,000	1,667	(1,667)	83.33%	0.00%
101-1200-53011-000000		EDUC. PROGRAM (FIRE PF	9,000		9,000	1,322	7,817	(139)	7,500	1,639	83.33%	101.54%
101-1200-53012-000000		FIRE FIGHTING EQT.	44,000		44,000	13,342	28,092	2,566	36,667	4,767	83.33%	94.17%
101-1200-53013-000000		HAZARDOUS MATERIALS	40,000		40,000	5,992	23,618	10,390	33,333	(3,723)	83.33%	74.02%
101-1200-53014-000000		HOME LAND SECURITY EX	0		-	0	0	-	-	-	83.33%	0.00%
101-1200-53015-000000		HOUSEKEEPING	16,000		16,000	0	14,325	1,675	13,333	991	83.33%	89.53%
101-1200-53016-000000		LAUNDRY	20,000		20,000	0	16,803	3,197	16,667	136	83.33%	84.02%
101-1200-53017-000000		MEDICAL SUPPLIES	170,000		170,000	15,553	88,578	65,869	141,667	(37,536)	83.33%	61.25%
101-1200-53018-000000		OTHER EQUIPMENT	35,000		35,000	2,195	32,740	65	29,167	5,768	83.33%	99.81%
101-1200-53019-000000		PROTECTIVE EQUIP.(CLO1	146,000		146,000	2,012	115,487	28,501	121,667	(4,167)	83.33%	80.48%
101-1200-53020-000000		RENTAL OF HYDRANTS	1,270,000		1,270,000	506,419	725,717	37,864	1,058,333	173,803	83.33%	97.02%
101-1200-53021-000000		TIRES & TUBES	55,000		55,000	1,270	42,532	11,198	45,833	(2,031)	83.33%	79.64%

**FY 26 4th QUARTER ACTUAL VS PROJECTED EXPENDITURES-Cash Basis**  
**For the period ending: April 30, 2026**

Fund	Dept.	Acc. Description	Approved Council Budget	Transfers To (From)	Available Balance	Encumb.	Actual	Un-Encumb. Balance	Projected Exp. Through April 30, 2026	Over (Under) Projected Budget	Projected % of Budget	Actual w/encum % of Budget
101-1200-53500-000000		IOD RETIREES	20,000		20,000	0	21,680	(1,680)	16,667	5,013	83.33%	108.40%
101-1200-53502-000000		GRANT MATCH FUNDS	0		-	0	0	-	-	-	83.33%	0.00%
101-1200-53503-000000		INJURED ON DUTY - BLUE	200,000		200,000	0	548,353	(348,353)	166,667	381,686	83.33%	274.18%
101-1200-53504-000000		PHYSICAL EXAMS	60,000	5,700	65,700	60,896	4,722	82	54,750	10,868	83.33%	99.88%
101-1200-53506-000000		TRAINING PROGRAM	40,000		40,000	0	35,135	4,865	33,333	1,802	83.33%	87.84%
101-1200-53507-000000		CITY CLAIMS	0		-	0	0	-	-	-	83.33%	0.00%
		<b>_Total_ 1200 FIRE</b>	<b>36,954,160</b>	<b>338,667</b>	<b>37,292,827</b>	<b>712,700</b>	<b>32,509,048</b>	<b>4,071,079</b>	<b>30,491,816</b>	<b>2,729,932</b>	<b>81.76%</b>	<b>89.08%</b>
<b>1201 FIRE ALARM</b>												
101-1201-52004-000000		DEPARTMENTAL EXPENSE	3,000		3,000	651	2,348	1	2,500	499	83.33%	99.97%
101-1201-53110-000000		CABLE MAINTENANCE ANI	8,000		8,000	3,214	4,767	19	6,667	1,315	83.33%	99.77%
101-1201-53111-000000		COMPUTER MAINT AND RI	112,000		112,000	6,840	96,005	9,155	93,333	9,512	83.33%	91.83%
101-1201-53112-000000		RADIO MAINTENANCE	40,000		40,000	2,726	17,698	19,576	33,333	(12,909)	83.33%	51.06%
101-1201-53113-000000		TRAFFIC SIGNAL REPAIRS	50,000		50,000	1,840	41,388	6,772	41,667	1,562	83.33%	86.46%
101-1201-53114-000000		UPKEEP OF CONSOLE	35,000		35,000	0	35,000	-	35,000	-	100.00%	100.00%
101-1201-53501-000000		ELECTRICAL EQUIP. REPA	2,000		2,000	368	1,576	56	1,667	278	83.33%	97.22%
		<b>_Total_ 1201 FIRE ALARM</b>	<b>250,000</b>	<b>-</b>	<b>250,000</b>	<b>15,640</b>	<b>198,782</b>	<b>35,578</b>	<b>214,167</b>	<b>256</b>	<b>85.67%</b>	<b>85.77%</b>
<b>1202 POLICE</b>												
101-1202-51100-000000		SALARY SCHEDULE	14,082,027		14,082,027	0	11,266,992	2,815,035	11,319,783	(52,791)	80.38%	80.01%
101-1202-51101-000000		OVERTIME	1,963,600		1,963,600	0	1,791,918	171,682	1,578,432	213,486	80.38%	91.26%
101-1202-51102-000000		SPECIAL DUTY	200,000		200,000	0	333,428	(133,428)	160,769	172,659	80.38%	166.71%
101-1202-51104-000000		DIFFERENTIAL	15,000		15,000	0	9,714	5,286	12,058	(2,343)	80.38%	64.76%
101-1202-51105-000000		LEGAL HOLIDAY PAY	1,284,580		1,284,580	0	1,102,227	182,353	1,032,605	69,622	80.38%	85.80%
101-1202-51106-000000		LONGEVITY	1,604,219		1,604,219	0	1,608,759	(4,540)	1,604,219	4,540	100.00%	100.28%
101-1202-51107-000000		EXTRA VACATION AFTER	78,377		78,377	0	92,729	(14,352)	78,377	14,352	100.00%	118.31%
101-1202-51108-000000		SEVERANCE	80,000		80,000	0	109,036	(29,036)	64,308	44,728	80.38%	136.29%
101-1202-51118-000000		SCHOOL SAFETY INITIATI	111,500		111,500	0	102,408	9,092	89,629	12,779	80.38%	91.85%
101-1202-51200-000000		PART-TIME HELP	45,000		45,000	0	36,560	8,440	36,173	387	80.38%	81.24%
101-1202-51300-000000		PAYROLL TAXES	352,144		352,144	0	363,711	(11,567)	283,070	80,642	80.38%	103.28%
101-1202-51301-000000		PENSION CONTRIBUTION	3,603,697		3,603,697	0	3,035,455	568,242	2,896,818	138,637	80.38%	84.23%
101-1202-51302-000000		HOSPITALIZATION	3,891,330		3,891,330	0	3,142,148	749,182	3,128,031	14,117	80.38%	80.75%
101-1202-51303-000000		HOSPITALIZATION BUYBAI	35,143		35,143	0	30,692	4,451	35,143	(4,451)	100.00%	87.33%
101-1202-51304-000000		GROUP LIFE INSURANCE	40,032		40,032	0	36,160	3,872	33,360	2,800	83.33%	90.33%
101-1202-51400-000000		NORMAL COST-CITY PENS	34,472		34,472	0	34,472	-	34,472	-	100.00%	100.00%
101-1202-51405-000000		UNIFORMS	150,000		150,000	7,128	75,894	66,978	125,000	(41,978)	83.33%	55.35%
101-1202-51406-000000		UNIFORM CLEANING ALLC	231,600		231,600	0	198,400	33,200	193,000	5,400	83.33%	85.66%
101-1202-52004-000000		DEPARTMENTAL EXPENSE	91,000		91,000	12,274	58,442	20,284	75,833	(5,117)	83.33%	77.71%
101-1202-52012-000000		GASOLINE & OIL	247,500		247,500	0	219,891	27,609	206,250	13,641	83.33%	88.84%
101-1202-52014-000000		MAINTENANCE CONTRACT	469,000		469,000	72,017	324,975	72,008	390,833	6,158	83.33%	84.65%
101-1202-52015-000000		EDUCATION PROGRAM	37,200		37,200	0	33,794	3,406	31,000	2,794	83.33%	90.84%
101-1202-53201-000000		AMMUNITION	60,000		60,000	22,645	37,355	-	60,000	-	100.00%	100.00%
101-1202-53202-000000		BCI	20,000		20,000	2,379	15,647	1,974	16,667	1,359	83.33%	90.13%
101-1202-53203-000000		CHILD CARE FINGERPRIN	5,000		5,000	0	3,640	1,360	4,167	(527)	83.33%	72.80%
101-1202-53204-000000		COMMUNITY POLICE	3,200		3,200	0	1,857	1,343	2,667	(809)	83.33%	58.05%
101-1202-53205-000000		COMPUTER EXPENSES	135,000		135,000	29,069	111,096	(5,166)	135,000	5,166	100.00%	103.83%
101-1202-53206-000000		CROSSING GUARDS	500,000		500,000	0	439,206	60,794	416,667	22,539	83.33%	87.84%
101-1202-53207-000000		EQUIPMENT - PERSONNEL	50,000		50,000	3,409	7,542	39,049	41,667	(30,715)	83.33%	21.90%
101-1202-53208-000000		PATROL	50,000		50,000	2,596	47,879	(475)	50,000	475	100.00%	100.95%
101-1202-53209-000000		RENT	1,397,686		1,397,686	0	1,274,965	122,721	1,164,738	110,227	83.33%	91.22%
101-1202-53210-000000		REPLACEMENT VEHICLES	650,000		650,000	13,082	535,453	101,465	541,667	6,868	83.33%	84.39%
101-1202-53211-000000		CIU EQUIPMENT/TECHNOL	0		-	0	0	-	-	-	83.33%	0.00%
101-1202-53212-000000		POLICE EXPLORER PROGI	5,000		5,000	0	4,068	933	4,167	(99)	83.33%	81.35%

**FY 26 4th QUARTER ACTUAL VS PROJECTED EXPENDITURES-Cash Basis**  
**For the period ending: April 30, 2026**

Fund	Dept.	Acc. Description	Approved Council Budget	Transfers To (From)	Available Balance	Encumb.	Actual	Un-Encumb. Balance	Projected Exp. Through April 30, 2026	Over (Under) Projected Budget	Projected % of Budget	Actual w/encum % of Budget
101-1202-53500-000000		IOD RETIREES	10,000		10,000	0	5,420	4,580	8,333	(2,913)	83.33%	54.20%
101-1202-53501-000000		ELECTRICAL EQUIP. REPA	20,000		20,000	0	3,480	16,520	16,667	(13,187)	83.33%	17.40%
101-1202-53502-000000		GRANT MATCH FUNDS	0		-	0	0	-	-	-	83.33%	0.00%
101-1202-53503-000000		INJURED ON DUTY - BLUE	60,000		60,000	0	99,366	(39,366)	50,000	49,366	83.33%	165.61%
101-1202-53504-000000		PHYSICAL EXAMS	3,000		3,000	0	0	3,000	2,500	(2,500)	83.33%	0.00%
101-1202-53506-000000		TRAINING PROGRAM	42,000		42,000	7,984	18,651	15,365	35,000	(8,365)	83.33%	63.42%
101-1202-53507-000000		CITY CLAIMS	30,000		30,000	0	33,457	(3,457)	30,000	3,457	100.00%	111.52%
101-1202-56000-000000		ADMINISTRATION, PLANNI	15,000		15,000	0	12,137	2,863	12,500	(363)	83.33%	80.92%
101-1202-56004-000000		EMERGENCY SERVICE UN	7,500		7,500	0	0	7,500	6,250	(6,250)	83.33%	0.00%
		<b>_Total_1202 POLICE</b>	<b>31,710,807</b>	<b>-</b>	<b>31,710,807</b>	<b>172,584</b>	<b>26,659,025</b>	<b>4,879,199</b>	<b>26,007,818</b>	<b>823,791</b>	<b>82.02%</b>	<b>84.61%</b>
<b>1203 ANIMAL CONTROL</b>												
101-1203-51100-000000		SALARY SCHEDULE	249,435		249,435	0	142,454	106,981	200,507	(58,054)	80.38%	57.11%
101-1203-51101-000000		OVERTIME	2,000		2,000	0	7,290	(5,290)	1,608	5,683	80.38%	364.52%
101-1203-51107-000000		EXTRA VACATION AFTER	0		-	0	0	-	-	-	0.00%	0.00%
101-1203-51200-000000		PART-TIME HELP	0		-	0	6,213	(6,213)	-	6,213	0.00%	0.00%
101-1203-51300-000000		PAYROLL TAXES	19,158		19,158	0	12,524	6,634	15,400	(2,876)	80.38%	65.37%
101-1203-51301-000000		PENSION CONTRIBUTION	18,025		18,025	0	12,980	5,045	14,489	(1,510)	80.38%	72.01%
101-1203-51302-000000		HOSPITALIZATION	64,747		64,747	0	46,268	18,479	52,047	(5,779)	80.38%	71.46%
101-1203-51303-000000		HOSPITALIZATION BUYBA	1,000		1,000	0	926	74	804	122	80.38%	92.62%
101-1203-51304-000000		GROUP LIFE INSURANCE	768		768	0	592	176	640	(48)	83.33%	77.08%
101-1203-52011-000000		UNIFORMS	2,300		2,300	0	2,565	(265)	1,917	648	83.33%	111.52%
101-1203-52017-000000		EQUIPMENT	1,000		1,000	0	3,695	(2,695)	833	2,862	83.33%	369.50%
101-1203-53301-000000		CARE OF ANIMALS	35,000		35,000	4,788	40,678	(10,466)	35,000	10,466	100.00%	129.90%
		<b>_Total_1203 ANIMAL CONT</b>	<b>393,433</b>	<b>-</b>	<b>393,433</b>	<b>4,788</b>	<b>276,184</b>	<b>112,461</b>	<b>323,245</b>	<b>(42,273)</b>	<b>82.16%</b>	<b>71.42%</b>
<b>1204 RESUCE FUND</b>												
101-1204-53401-000000		PUBLIC FUND FOR RESCU	1,100,000		1,100,000	0	1,148,057	(48,057)	825,000	323,057	75.00%	104.37%
101-1204-53402-000000		BILLING EXPENSE	135,000		135,000	0	110,203	24,797	112,500	(2,297)	83.33%	81.63%
		<b>_Total_1204 RESUCE FUNI</b>	<b>1,235,000</b>	<b>-</b>	<b>1,235,000</b>	<b>0</b>	<b>1,258,260</b>	<b>(23,260)</b>	<b>937,500</b>	<b>320,760</b>	<b>75.91%</b>	<b>101.88%</b>
<b>1205 LONG TERM DEBT</b>												
101-1205-51401-000000		POLICE PEN UNFUNDED L	9,258,078		9,258,078	0	8,814,197	443,881	8,814,616	(419)	95.21%	95.21%
101-1205-51402-000000		FIRE PENSION UNFUNDED	12,955,040		12,955,040	0	12,774,829	180,211	12,774,965	(136)	98.61%	98.61%
101-1205-53505-000000		RETIREE HEALTH/LIFE INS	5,706,573		5,706,573	0	4,279,929	1,426,644	4,279,930	(1)	75.00%	75.00%
		<b>_Total_1205 LONG TERM L</b>	<b>27,919,691</b>	<b>-</b>	<b>27,919,691</b>	<b>0</b>	<b>25,868,955</b>	<b>2,050,736</b>	<b>25,869,511</b>	<b>(555)</b>	<b>92.66%</b>	<b>92.65%</b>
<b>1300 DEPARTMENT OF PUBLIC WORKS</b>												
101-1300-51100-000000		SALARY SCHEDULE	302,836		302,836	0	243,391	59,445	243,434	(43)	80.38%	80.37%
101-1300-51101-000000		OVERTIME	2,500		2,500	0	0	2,500	2,010	(2,010)	80.38%	0.00%
101-1300-51104-000000		DIFFERENTIAL	0		-	0	779	(779)	-	779	80.38%	0.00%
101-1300-51107-000000		EXTRA VACATION AFTER	1,562		1,562	0	0	1,562	1,562	(1,562)	100.00%	0.00%
101-1300-51200-000000		PART-TIME HELP	0		-	0	14,700	(14,700)	-	14,700	80.38%	0.00%
101-1300-51300-000000		PAYROLL TAXES	23,329		23,329	0	18,616	4,713	18,753	(136)	80.38%	79.80%
101-1300-51301-000000		PENSION CONTRIBUTION	13,911		13,911	0	13,467	444	11,182	2,284	80.38%	96.80%
101-1300-51302-000000		HOSPITALIZATION	41,047		41,047	0	32,013	9,034	32,995	(983)	80.38%	77.99%
101-1300-51303-000000		HOSPITALIZATION BUYBA	0		-	0	0	-	-	-	0.00%	0.00%
101-1300-51304-000000		GROUP LIFE INSURANCE	432		432	0	528	(96)	360	168	83.33%	122.22%
101-1300-52000-000000		OFFICE SUPPLIES AND EX	0		-	0	0	-	-	-	83.33%	0.00%
101-1300-52004-000000		DEPARTMENTAL EXPENSE	750		750	0	158	592	625	(467)	83.33%	21.03%
101-1300-52011-000000		UNIFORM ALLOWANCE	750		750	0	750	-	625	125	83.33%	100.00%
101-1300-52012-000000		GASOLINE & OIL	5,850		5,850	0	5,697	153	4,875	822	83.33%	97.39%
101-1300-54000-000000		LIGHTING STREETS	450,000	172,000	622,000	33,217	547,767	41,016	518,333	62,650	83.33%	93.41%

**FY 26 4th QUARTER ACTUAL VS PROJECTED EXPENDITURES-Cash Basis**  
**For the period ending: April 30, 2026**

Fund	Dept.	Acc. Description	Approved Council Budget	Transfers To (From)	Available Balance	Encumb.	Actual	Un-Encumb. Balance	Projected Exp. Through April 30, 2026	Over (Under) Projected Budget	Projected % of Budget	Actual w/encum % of Budget
101-1300-54001-000000		PUBLIC WORKS FACILITY	45,000		45,000	0	61,719	(16,719)	37,500	24,219	83.33%	137.15%
101-1300-54002-000000		RODENT CONTROL PROGI	25,000		25,000	0	12,886	12,114	20,833	(7,947)	83.33%	51.54%
101-1300-54801-000000		COMMUNICATIONS	1,000		1,000	0	588	412	833	(245)	83.33%	58.80%
101-1300-54802-000000		SIDEWALK PROGRAM	31,000		31,000	0	30,059	941	25,833	4,226	83.33%	96.97%
<b>_Total_ 1300 DEPARTMENT</b>			<b>944,967</b>	<b>172,000</b>	<b>1,116,967</b>	<b>33,217</b>	<b>983,117</b>	<b>100,633</b>	<b>919,754</b>	<b>96,580</b>	<b>82.34%</b>	<b>90.99%</b>
<b>1301 PUBLIC SAFETY</b>												
101-1301-51100-000000		SALARY SCHEDULE	110,421		110,421	0	88,762	21,660	88,761	0	80.38%	80.38%
101-1301-51101-000000		OVERTIME	0		-	0	0	-	-	-	80.38%	0.00%
101-1301-51107-000000		EXTRA VACATION AFTER	2,124		2,124	0	2,123	1	2,124	(1)	100.00%	99.98%
101-1301-51300-000000		PAYROLL TAXES	8,610		8,610	0	6,803	1,807	6,921	(118)	80.38%	79.02%
101-1301-51301-000000		PENSION CONTRIBUTION	13,911		13,911	0	11,793	2,118	11,182	611	80.38%	84.77%
101-1301-51302-000000		HOSPITALIZATION	12,943		12,943	0	10,412	2,531	10,404	7	80.38%	80.44%
101-1301-51304-000000		GROUP LIFE INSURANCE	192		192	0	176	16	160	16	83.33%	91.67%
101-1301-54103-000000		TRAFFIC SIGN MATERIALS	0		-	0	0	-	-	-	83.33%	0.00%
<b>_Total_ 1301 PUBLIC SAFE</b>			<b>148,201</b>	<b>-</b>	<b>148,201</b>	<b>0</b>	<b>120,069</b>	<b>28,132</b>	<b>119,553</b>	<b>516</b>	<b>80.67%</b>	<b>81.02%</b>
<b>1302 DIVISION OF HIGHWAY MAINTENANCE</b>												
101-1302-51100-000000		SALARY SCHEDULE	2,118,338		2,118,338	0	1,617,138	501,200	1,702,818	(85,680)	80.38%	76.34%
101-1302-51101-000000		OVERTIME	20,000		20,000	0	34,939	(14,939)	16,077	18,862	80.38%	174.69%
101-1302-51104-000000		DIFFERENTIAL	65,000		65,000	0	79,148	(14,148)	52,250	26,898	80.38%	121.77%
101-1302-51106-000000		LONGEVITY	24,616		24,616	0	14,445	10,171	24,616	(10,171)	100.00%	58.68%
101-1302-51107-000000		EXTRA VACATION AFTER	5,875		5,875	0	5,980	(105)	5,875	105	100.00%	101.78%
101-1302-51300-000000		PAYROLL TAXES	168,521		168,521	0	151,402	17,119	135,465	15,937	80.38%	89.84%
101-1302-51301-000000		PENSION CONTRIBUTION	343,139		343,139	0	271,350	71,789	275,831	(4,481)	80.38%	79.08%
101-1302-51302-000000		HOSPITALIZATION	586,411		586,411	0	421,902	164,510	471,384	(49,483)	80.38%	71.95%
101-1302-51303-000000		HOSPITALIZATION BUYBAI	32,270		32,270	0	40,164	(7,894)	32,270	7,894	100.00%	124.46%
101-1302-51304-000000		GROUP LIFE INSURANCE	6,528		6,528	0	5,856	672	5,440	416	83.33%	89.71%
101-1302-51306-000000		LEGAL SERVICES FUND	2,912		2,912	0	3,348	(436)	2,427	921	83.33%	114.97%
101-1302-52000-000000		OFFICE SUPPLIES AND EX	600		600	0	159	441	500	(341)	83.33%	26.56%
101-1302-52004-000000		DEPARTMENTAL EXPENSE	10,000		10,000	505	15,405	(5,909)	8,333	7,576	83.33%	159.09%
101-1302-52006-000000		EQUIPMENT REPAIRS	7,500		7,500	135	5,738	1,627	6,250	(377)	83.33%	78.30%
101-1302-52011-000000		UNIFORM	25,000		25,000	0	26,700	(1,700)	20,833	5,867	83.33%	106.80%
101-1302-52012-000000		GASOLINE & OIL	104,500		104,500	400	129,929	(25,829)	87,083	43,245	83.33%	124.72%
101-1302-53507-000000		CITY CLAIMS	0		-	0	0	-	-	-	0.00%	0.00%
101-1302-54101-000000		ELECTR.(TRAF.LGHTS.& B	29,000		29,000	0	28,563	437	24,167	4,396	83.33%	98.49%
101-1302-54102-000000		PAVEMENT MARKING MAT	100,000		100,000	0	100,037	(37)	83,333	16,703	83.33%	100.04%
101-1302-54103-000000		TRAFFIC SIGN MATERIALS	35,000	162	35,162	4,250	30,912	0	35,162	(0)	100.00%	100.00%
101-1302-54200-000000		CONSTRUCTION & RECON	150,000	(32,021)	117,979	16,905	83,758	17,315	98,316	2,348	83.33%	85.32%
101-1302-54201-000000		SNOW REMOVAL EQUIPMI	60,000	31,859	91,859	25,609	66,250	0	91,859	(0)	100.00%	100.00%
101-1302-54202-000000		SNOW REMOVAL MATERIA	290,000		290,000	3,006	306,397	(19,403)	290,000	19,403	100.00%	106.69%
101-1302-54203-000000		SNOW REMOVAL OVERTIM	125,000		125,000	0	416,563	(291,563)	125,000	291,563	100.00%	333.25%
101-1302-54204-000000		SNOW REMOVAL VENDOR	225,000		225,000	0	3,578	221,423	225,000	452,648.06	100.00%	301.18%
101-1302-54204-130266		SNOW REMOVAL VENDOR	0		-	0	52,621	(52,621)	-	-	-	-
101-1302-54204-130267		SNOW REMOVAL VENDOR	0		-	0	70,651	(70,651)	-	-	-	-
101-1302-54204-130268		SNOW REMOVAL VENDOR	0		-	0	168,881	(168,881)	-	-	-	-
101-1302-54204-130269		SNOW REMOVAL VENDOR	0		-	0	32,474	(32,474)	-	-	-	-
101-1302-54204-130270		SNOW REMOVAL VENDOR	0		-	0	162,766	(162,766)	-	-	-	-
101-1302-54204-130271		SNOW REMOVAL VENDOR	0		-	0	186,677	(186,677)	-	-	-	-
101-1302-54204-130272		SNOW REMOVAL VENDOR	0		-	0	0	-	-	-	-	-
101-1302-54204-130273		SNOW REMOVAL VENDOR	0		-	0	0	-	-	-	-	-
101-1302-54702-000000		TOOLS AND SUPPLIES	15,000		15,000	2,538	10,251	2,211	15,000	(2,211)	100.00%	85.26%
<b>_Total_ 1302 DIVISION OF H</b>			<b>4,550,210</b>	<b>-</b>	<b>4,550,210</b>	<b>53,347</b>	<b>4,543,980</b>	<b>(47,117)</b>	<b>3,835,289</b>	<b>762,038</b>	<b>84.29%</b>	<b>101.04%</b>

**FY 26 4th QUARTER ACTUAL VS PROJECTED EXPENDITURES-Cash Basis**  
**For the period ending: April 30, 2026**

Fund	Dept.	Acc. Description	Approved Council Budget	Transfers To (From)	Available Balance	Encumb.	Actual	Un-Encumb. Balance	Projected Exp. Through April 30, 2026	Over (Under) Projected Budget	Projected % of Budget	Actual w/encum % of Budget
<b>1303 DIVISION OF ENGINEERING</b>												
101-1303-51100-000000		SALARY SCHEDULE	272,375		272,375	0	213,761	58,614	218,948	(5,187)	80.38%	78.48%
101-1303-51101-000000		OVERTIME	10,000		10,000	0	4,097	5,903	8,038	(3,941)	80.38%	40.97%
101-1303-51107-000000		EXTRA VACATION AFTER	1,853		1,853	0	1,794	59	1,853	(59)	100.00%	96.80%
101-1303-51200-000000		PART-TIME HELP	0		-	0	0	-	-	-	83.33%	0.00%
101-1303-51300-000000		PAYROLL TAXES	21,368		21,368	0	17,607	3,761	17,177	430	80.38%	82.40%
101-1303-51301-000000		PENSION CONTRIBUTION	26,473		26,473	0	21,472	5,001	21,280	191	80.38%	81.11%
101-1303-51302-000000		HOSPITALIZATION	32,406		32,406	0	28,324	4,082	26,049	2,274	80.38%	87.40%
101-1303-51303-000000		HOSPITALIZATION BUYBA	5,100		5,100	0	5,100	-	5,100	-	100.00%	100.00%
101-1303-51304-000000		GROUP LIFE INSURANCE	576		576	0	464	112	480	(16)	83.33%	80.56%
101-1303-52000-000000		OFFICE SUPPLIES AND EX	250		250	50	200	-	250	-	100.00%	100.00%
101-1303-52004-000000		DEPARTMENTAL EXPENSE	1,000		1,000	0	507	494	833	(327)	83.33%	50.65%
101-1303-52012-000000		GASOLINE & OIL	1,425		1,425	0	1,399	26	1,188	211	83.33%	98.14%
101-1303-52017-000000		EQUIPMENT	0		-	0	0	-	-	-	83.33%	0.00%
101-1303-52018-000000		REPLACEMENT VEHICLES	0		-	0	0	-	-	-	83.33%	0.00%
101-1303-54300-000000		DRFT. & BLUEPRINT SUPP	0		-	0	0	-	-	-	83.33%	0.00%
101-1303-54301-000000		SURVEYING SUPPLIES	1,000		1,000	0	1,095	(95)	833	261	83.33%	109.47%
		<b>_Total_ 1303 DIVISION OF E</b>	<b>373,826</b>	<b>-</b>	<b>373,826</b>	<b>50</b>	<b>295,818</b>	<b>77,958</b>	<b>302,029</b>	<b>(6,162)</b>	<b>80.79%</b>	<b>79.15%</b>
<b>1304 DIV. OF BLDG. MAINTENANCE</b>												
101-1304-51100-000000		SALARY SCHEDULE	1,196,050		1,196,050	0	900,905	295,145	961,440	(60,535)	80.38%	75.32%
101-1304-51101-000000		OVERTIME	30,000		30,000	0	33,421	(3,421)	24,115	9,306	80.38%	111.40%
101-1304-51104-000000		DIFFERENTIAL	31,931		31,931	0	24,913	7,018	25,668	(754)	80.38%	78.02%
101-1304-51106-000000		LONGEVITY	0		-	0	0	-	-	-	0.00%	0.00%
101-1304-51107-000000		EXTRA VACATION AFTER	0		-	0	0	-	-	-	100.00%	0.00%
101-1304-51300-000000		PAYROLL TAXES	94,163		94,163	0	75,821	18,342	75,693	128	80.38%	80.52%
101-1304-51301-000000		PENSION CONTRIBUTION	195,250		195,250	0	150,103	45,147	156,951	(6,848)	80.38%	76.88%
101-1304-51302-000000		HOSPITALIZATION	343,611		343,611	0	230,552	113,059	276,210	(45,658)	80.38%	67.10%
101-1304-51303-000000		HOSPITALIZATION BUYBA	21,784		21,784	0	15,562	6,222	21,784	(6,222)	100.00%	71.44%
101-1304-51304-000000		GROUP LIFE INSURANCE	3,648		3,648	0	3,168	480	3,040	128	83.33%	86.84%
101-1304-51306-000000		LEGAL SERVICES FUND	1,872		1,872	0	2,187	(315)	1,560	627	83.33%	116.81%
101-1304-52000-000000		OFFICE SUPPLIES AND EX	500		500	0	285	215	417	(132)	83.33%	57.00%
101-1304-52004-000000		DEPARTMENTAL EXPENSE	80,000	10,000	90,000	2,585	74,576	12,839	75,000	2,161	83.33%	85.73%
101-1304-52008-000000		ELECTRICITY	343,000		343,000	0	310,070	32,930	285,833	24,237	83.33%	90.40%
101-1304-52009-000000		WATER	37,000		37,000	0	42,907	(5,907)	30,833	12,074	83.33%	115.97%
101-1304-52011-000000		UNIFORM	16,675		16,675	0	14,450	2,225	13,896	554	83.33%	86.66%
101-1304-52012-000000		GASOLINE & OIL	17,100		17,100	0	11,959	5,141	14,250	(2,291)	83.33%	69.93%
101-1304-52014-000000		MAINTENANCE CONTRACT	190,000	60,000	250,000	35,740	175,696	38,564	208,333	3,103	83.33%	84.57%
101-1304-52018-000000		REPLACEMENT VEHICLES	0		-	0	0	-	-	-	83.33%	0.00%
101-1304-54401-000000		ELECTRICAL SUPPLIES	28,000		28,000	0	12,044	15,956	23,333	(11,289)	83.33%	43.01%
101-1304-54402-000000		FUEL	110,000		110,000	0	144,733	(34,733)	91,667	53,066	83.33%	131.58%
101-1304-54403-000000		HARDWARE AND TOOLS	13,000		13,000	57	4,265	8,678	10,833	(6,511)	83.33%	33.25%
101-1304-54404-000000		LUMBER	2,500		2,500	195	3,257	(952)	2,083	1,369	83.33%	138.10%
101-1304-54405-000000		PAINT AND GLASS	5,000		5,000	259	4,270	471	4,167	362	83.33%	90.58%
101-1304-54406-000000		PLUMBING & HEATING SUI	45,000		45,000	6,442	37,688	870	45,000	(870)	100.00%	98.07%
101-1304-54408-000000		CITY SUPPLIES	10,000		10,000	0	2,453	7,547	8,333	(5,880)	83.33%	24.53%
		<b>_Total_ 1304 DIV. OF BLDG</b>	<b>2,816,084</b>	<b>70,000</b>	<b>2,886,084</b>	<b>45,278</b>	<b>2,275,285</b>	<b>565,521</b>	<b>2,360,440</b>	<b>(39,877)</b>	<b>81.79%</b>	<b>80.41%</b>
<b>1305 CARE OF TREES</b>												
101-1305-54500-000000		SPRAYING & CARE OF TRE	220,000		220,000	10,530	454,848	(245,378)	183,333	282,044	83.33%	211.54%
101-1305-54501-000000		PLANTING OF TREES	30,000		30,000	0	6,620	23,380	25,000	(18,380)	83.33%	22.07%
<b>Total Dept.</b>		<b>_Total_ 1305 CARE OF TRE</b>	<b>250,000</b>	<b>-</b>	<b>250,000</b>	<b>10,530</b>	<b>461,468</b>	<b>(221,998)</b>	<b>208,333</b>	<b>263,664</b>	<b>83.33%</b>	<b>188.80%</b>

**FY 26 4th QUARTER ACTUAL VS PROJECTED EXPENDITURES-Cash Basis**  
**For the period ending: April 30, 2026**

Fund	Dept.	Acc. Description	Approved Council Budget	Transfers To (From)	Available Balance	Encumb.	Actual	Un-Encumb. Balance	Projected Exp. Through April 30, 2026	Over (Under) Projected Budget	Projected % of Budget	Actual w/encum % of Budget
<b>1306 REFUSE REMOVAL &amp; DISPOSAL</b>												
101-1306-51100-000000		SALARY SCHEDULE	61,360		61,360	0	49,324	12,036	49,324	(0)	80.38%	80.38%
101-1306-51300-000000		PAYROLL TAXES	4,717		4,717	0	3,609	1,108	3,792	(183)	80.38%	76.51%
101-1306-51301-000000		PENSION CONTRIBUTION	6,751		6,751	0	5,426	1,325	5,427	(1)	80.38%	80.37%
101-1306-51302-000000		HOSPITALIZATION	11,110		11,110	0	8,795	2,315	8,931	(136)	80.38%	79.16%
101-1306-51303-000000		HOSPITALIZATION BUYBA	0		-	0	0	-	-	-	0.00%	0.00%
101-1306-51304-000000		GROUP LIFE INSURANCE	192		192	0	176	16	160	16	83.33%	91.67%
101-1306-52012-000000		GASOLINE & OIL	0		-	0	0	-	-	-	83.33%	0.00%
101-1306-54600-000000		REFUSE REMOVAL HAULIN	5,627,407		5,627,407	0	4,268,586	1,358,821	4,220,555	48,030	75.00%	75.85%
101-1306-54602-000000		REFUSE REMOVAL TIPPIN	1,992,347	(312,000)	1,680,347	0	1,263,869	416,478	1,260,260	3,609	75.00%	75.21%
101-1306-54603-000000		REFUSE REMOVAL-OTHEF	125,000		125,000	0	117,329	7,671	125,000	(7,671)	100.00%	93.86%
101-1306-54607-000000		WHITE GOODS/AMNESTIY	50,000		50,000	0	43,200	6,800	50,000	(6,800)	100.00%	86.40%
		<b>_Total_1306 REFUSE REMO</b>	<b>7,878,884</b>	<b>(312,000)</b>	<b>7,566,884</b>	<b>0</b>	<b>5,760,313</b>	<b>1,806,571</b>	<b>5,723,449</b>	<b>36,864</b>	<b>75.64%</b>	<b>76.13%</b>
<b>1307 FLEET MANAGEMENT</b>												
101-1307-51100-000000		SALARY SCHEDULE	677,061	(17,019)	660,042	0	533,522	126,520	530,572	2,949	80.38%	80.83%
101-1307-51101-000000		OVERTIME	40,000		40,000	0	53,774	(13,774)	32,154	21,621	80.38%	134.44%
101-1307-51104-000000		DIFFERENTIAL	45,000		45,000	0	52,095	(7,095)	36,173	15,922	80.38%	115.77%
101-1307-51106-000000		LONGEVITY	10,794	(5,244)	5,550	0	5,550	(0)	5,550	0	100.00%	100.00%
101-1307-51107-000000		EXTRA VACATION AFTER	0		-	0	0	-	-	-	100.00%	0.00%
101-1307-51300-000000		PAYROLL TAXES	55,107		55,107	0	53,759	1,348	44,298	9,461	80.38%	97.55%
101-1307-51301-000000		PENSION CONTRIBUTION	102,782		102,782	0	86,430	16,352	82,621	3,809	80.38%	84.09%
101-1307-51302-000000		HOSPITALIZATION	199,401		199,401	0	139,164	60,237	160,288	(21,124)	80.38%	69.79%
101-1307-51303-000000		HOSPITALIZATION BUYBA	12,258		12,258	0	13,604	(1,346)	12,258	1,346	100.00%	110.98%
101-1307-51304-000000		GROUP LIFE INSURANCE	1,728		1,728	0	1,568	160	1,440	128	83.33%	90.74%
101-1307-51306-000000		LEGAL SERVICES FUND	728		728	0	888	(160)	607	281	83.33%	121.94%
101-1307-52000-000000		OFFICE SUPPLIES AND EX	550		550	359	155	35	458	57	83.33%	93.62%
101-1307-52006-000000		EQUIPMENT REPAIRS	195,000	5,244	200,244	6,124	198,275	(4,155)	200,244	4,155	100.00%	102.07%
101-1307-52011-000000		UNIFORM	5,625		5,625	0	6,700	(1,075)	5,625	1,075	100.00%	119.11%
101-1307-52012-000000		GASOLINE & OIL	4,000		4,000	0	3,533	467	3,333	200	83.33%	88.33%
101-1307-52018-000000		REPLACEMENT VEHICLES	0		-	0	0	-	-	-	83.33%	0.00%
101-1307-54700-000000		AUTOMOTIVE EQUIPMENT	28,000		28,000	352	24,527	3,121	23,333	1,546	83.33%	88.85%
101-1307-54701-000000		AUTOMOTIVE PARTS	286,281	87,019	373,300	31,817	288,187	53,295	311,083	8,921	83.33%	85.72%
		<b>_Total_1307 FLEET MANA</b>	<b>1,664,315</b>	<b>70,000</b>	<b>1,734,315</b>	<b>38,653</b>	<b>1,461,733</b>	<b>233,930</b>	<b>1,450,037</b>	<b>50,348</b>	<b>83.61%</b>	<b>86.51%</b>
<b>1400 DEPT OF PARKS AND RECREATION</b>												
101-1400-51100-000000		SALARY SCHEDULE	1,362,743		1,362,743	0	1,077,515	285,228	1,095,436	(17,921)	80.38%	79.07%
101-1400-51101-000000		OVERTIME	135,000		135,000	0	122,399	12,601	108,519	13,879	80.38%	90.67%
101-1400-51104-000000		DIFFERENTIAL	29,882		29,882	0	37,980	(8,098)	24,021	13,959	80.38%	127.10%
101-1400-51106-000000		LONGEVITY	35,405		35,405	0	32,753	2,652	35,405	(2,652)	100.00%	92.51%
101-1400-51107-000000		EXTRA VACATION AFTER	2,578		2,578	0	1,480	1,098	2,578	(1,098)	100.00%	57.41%
101-1400-51200-000000		PART-TIME HELP	40,000		40,000	0	28,991	11,009	32,154	(3,163)	80.38%	72.48%
101-1400-51201-000000		PLAYGROUND ATTENDAN	200,000		200,000	0	272,892	(72,892)	200,000	72,892	100.00%	136.45%
101-1400-51202-000000		POOL ATTENDANT WAGE	0		-	0	0	-	-	-	0.00%	0.00%
101-1400-51300-000000		PAYROLL TAXES	111,220		111,220	0	122,510	(11,290)	89,404	33,107	80.38%	110.15%
101-1400-51301-000000		PENSION CONTRIBUTION	223,055		223,055	0	188,742	34,313	179,302	9,440	80.38%	84.62%
101-1400-51302-000000		HOSPITALIZATION	437,807		437,807	0	337,689	100,118	351,929	(14,241)	80.38%	77.13%
101-1400-51303-000000		HOSPITALIZATION BUYBA	10,029		10,029	0	11,701	(1,672)	10,029	1,672	100.00%	116.67%
101-1400-51304-000000		GROUP LIFE INSURANCE	4,224		4,224	0	3,488	736	3,520	(32)	83.33%	82.58%
101-1400-51306-000000		LEGAL SERVICES FUND	1,768		1,768	0	1,897	(129)	1,473	423	83.33%	107.28%
101-1400-52000-000000		OFFICE SUPPLIES AND EX	600		600	240	1,016	(656)	600	656	100.00%	209.34%
101-1400-52008-000000		ELECTRICITY	70,000		70,000	0	79,669	(9,669)	58,333	21,336	83.33%	113.81%
101-1400-52009-000000		WATER	60,000		60,000	0	69,039	(9,039)	50,000	19,039	83.33%	115.06%

**FY 26 4th QUARTER ACTUAL VS PROJECTED EXPENDITURES-Cash Basis**  
**For the period ending: April 30, 2026**

Fund	Dept.	Acc. Description	Approved Council Budget	Transfers To (From)	Available Balance	Encumb.	Actual	Un-Encumb. Balance	Projected Exp. Through April 30, 2026	Over (Under) Projected Budget	Projected % of Budget	Actual w/encum % of Budget
101-1400-52011-000000		UNIFORM	13,425		13,425	0	15,950	(2,525)	11,188	4,763	83.33%	118.81%
101-1400-52012-000000		GASOLINE & OIL	58,000		58,000	9,279	40,413	8,308	48,333	1,359	83.33%	85.68%
101-1400-52018-000000		REPLACEMENT VEHICLES	0		-	0	0	-	-	-	0.00%	0.00%
101-1400-55000-000000		COMMUNITY PROGRAMS/I	0		-	0	0	-	-	-	83.33%	0.00%
101-1400-55001-000000		FERTILIZATION PROGRAM	20,000		20,000	0	16,811	3,190	16,667	144	83.33%	84.05%
101-1400-55002-000000		MAINTENANCE OF TREES/	25,000		25,000	0	24,662	338	20,833	3,829	83.33%	98.65%
101-1400-55004-000000		POOL PREVENTIVE MAINT	0		-	0	0	-	-	-	83.33%	0.00%
101-1400-55005-000000		POOL SUPPLIES	0		-	0	0	-	-	-	83.33%	0.00%
101-1400-55006-000000		RECREATION EXPENSES	180,000		180,000	17,151	167,191	(4,342)	180,000	4,342	100.00%	102.41%
101-1400-55007-000000		STADIUM AND FIELD SUPP	145,000		145,000	3,596	70,879	70,525	145,000	(70,525)	100.00%	51.36%
101-1400-55008-000000		PROGRAM AID	0		-	0	0	-	-	-	0.00%	0.00%
		<b>_Total_ 1400 DEPT OF PAR</b>	<b>3,165,736</b>	<b>-</b>	<b>3,165,736</b>	<b>30,266</b>	<b>2,725,665</b>	<b>409,805</b>	<b>2,664,724</b>	<b>91,207</b>	<b>84.17%</b>	<b>87.05%</b>
<b>1500 PUBLIC LIBRARIES</b>												
101-1500-51100-000000		SALARY SCHEDULE	2,120,320	(62,414)	2,057,906	0	1,634,272	423,634	1,654,240	(19,968)	80.38%	79.41%
101-1500-51103-000000		SUNDAY HOURS CENTRAL	26,000		26,000	0	23,424	2,576	20,900	2,524	80.38%	90.09%
101-1500-51200-000000		PART-TIME HELP	428,395		428,395	0	320,210	108,185	344,364	(24,153)	80.38%	74.75%
101-1500-51300-000000		PAYROLL TAXES	162,810	(7,500)	155,310	0	145,565	9,745	124,845	20,719	80.38%	93.73%
101-1500-51301-000000		PENSION CONTRIBUTION	231,628		231,628	0	179,352	52,276	186,193	(6,842)	80.38%	77.43%
101-1500-51302-000000		HOSPITALIZATION	473,559	(5,900)	467,659	0	362,011	105,648	375,926	(13,915)	80.38%	77.41%
101-1500-51303-000000		HOSPITALIZATION BUYBAI	0		-	0	0	-	-	-	100.00%	0.00%
101-1500-51304-000000		GROUP LIFE INSURANCE	2,976		2,976	0	2,648	328	2,480	168	83.33%	88.98%
101-1500-51306-000000		LEGAL SERVICES FUND	4,000	12,600	16,600	12,600	4,000	-	16,600	-	100.00%	100.00%
101-1500-52004-000000		DEPARTMENTAL EXPENSE	8,000		8,000	0	4,655	3,345	6,667	(2,011)	83.33%	58.19%
101-1500-52010-000000		UTILITIES	120,000		120,000	0	100,456	19,544	100,000	456	83.33%	83.71%
101-1500-52013-000000		VEHICLE MAINTENANCE	2,000		2,000	0	857	1,143	1,667	(809)	83.33%	42.87%
101-1500-56001-000000		AUDIOVISUAL MATERIALS	25,000		25,000	10,932	12,802	1,266	25,000	(1,266)	100.00%	94.94%
101-1500-56002-000000		BOOKS & CARE	140,000	8,988	148,988	27,953	107,413	13,622	148,988	(13,622)	100.00%	90.86%
101-1500-56003-000000		CAPITAL REPAIR - REPLAC	3,000		3,000	0	0	3,000	2,500	(2,500)	83.33%	0.00%
101-1500-56005-000000		LIBRARY EQUIPMENT	25,000		25,000	8,350	12,325	4,325	20,833	(159)	83.33%	82.70%
101-1500-56006-000000		LIBRARY SUPPLIES	46,500	10,000	56,500	13,744	36,916	5,839	47,083	3,577	83.33%	89.66%
101-1500-56007-000000		ON LINE RESOURCES	60,000		60,000	266	58,591	1,143	60,000	(1,143)	100.00%	98.10%
101-1500-56008-000000		OPERATION OF LIBRARIES	198,000	17,726	215,726	32,703	181,690	1,333	215,726	(1,333)	100.00%	99.38%
101-1500-56009-000000		PERIODICALS	22,000		22,000	239	21,004	757	22,000	(757)	100.00%	96.56%
101-1500-56010-000000		PROPERTY MAINTENANCE	85,000	26,500	111,500	14,778	74,014	22,707	92,917	(4,124)	83.33%	79.63%
		<b>_Total_ 1500 PUBLIC LIBRA</b>	<b>4,184,188</b>	<b>-</b>	<b>4,184,188</b>	<b>121,566</b>	<b>3,282,205</b>	<b>780,417</b>	<b>3,468,929</b>	<b>(65,157)</b>	<b>82.91%</b>	<b>81.35%</b>
<b>1600 SENIOR SVS - ADMINISTRATION</b>												
101-1600-51100-000000		SALARY SCHEDULE	280,625		280,625	0	225,243	55,382	225,579	(337)	80.38%	80.26%
101-1600-51101-000000		OVERTIME	2,000		2,000	0	1,786	214	1,608	179	80.38%	89.32%
101-1600-51107-000000		EXTRA VACATION AFTER	1,507		1,507	0	1,507	(0)	1,507	0	100.00%	100.01%
101-1600-51200-000000		PART-TIME HELP	34,000		34,000	0	24,062	9,938	27,331	(3,269)	80.38%	70.77%
101-1600-51300-000000		PAYROLL TAXES	21,591		21,591	0	18,380	3,211	17,356	1,024	80.38%	85.13%
101-1600-51301-000000		PENSION CONTRIBUTION	28,883		28,883	0	25,467	3,416	23,217	2,250	80.38%	88.17%
101-1600-51302-000000		HOSPITALIZATION	77,812		77,812	0	62,443	15,369	62,549	(106)	80.38%	80.25%
101-1600-51303-000000		HOSPITALIZATION BUYBAI	5,533		5,533	0	0	5,533	5,533	(5,533)	100.00%	0.00%
101-1600-51304-000000		GROUP LIFE INSURANCE	768		768	0	528	240	640	(112)	83.33%	68.75%
101-1600-52002-000000		SUPPLIES	9,000		9,000	1,269	8,481	(750)	9,000	750	100.00%	108.33%
101-1600-52006-000000		EQUIPMENT REPAIRS	9,000		9,000	2,465	5,011	1,524	7,500	(24)	83.33%	83.07%
101-1600-52015-000000		EDUCATION PROGRAM	250		250	0	0	250	208	(208)	83.33%	0.00%
		<b>_Total_ 1600 SENIOR SVS -</b>	<b>470,969</b>	<b>-</b>	<b>470,969</b>	<b>3,734</b>	<b>372,908</b>	<b>94,327</b>	<b>382,028</b>	<b>(5,387)</b>	<b>81.12%</b>	<b>79.97%</b>

**FY 26 4th QUARTER ACTUAL VS PROJECTED EXPENDITURES-Cash Basis**  
**For the period ending: April 30, 2026**

Fund	Dept.	Acc. Description	Approved Council Budget	Transfers To (From)	Available Balance	Encumb.	Actual	Un-Encumb. Balance	Projected Exp. Through April 30, 2026	Over (Under) Projected Budget	Projected % of Budget	Actual w/encum % of Budget
<b>1601 SENIOR SERVICES - PROGRAMS</b>												
101-1601-51100-000000		SALARY SCHEDULE	65,687		65,687	0	52,802	12,885	52,802	0	80.38%	80.38%
101-1601-51101-000000		OVERTIME	0		-	0	0	-	-	-	80.38%	0.00%
101-1601-51107-000000		EXTRA VACATION AFTER	0		-	0	1,263	(1,263)	-	1,263	80.38%	0.00%
101-1601-51200-000000		PART-TIME HELP	18,000		18,000	0	12,700	5,300	14,469	(1,769)	80.38%	70.55%
101-1601-51300-000000		PAYROLL TAXES	5,025		5,025	0	6,305	(1,280)	4,039	2,266	80.38%	125.48%
101-1601-51301-000000		PENSION CONTRIBUTION	5,105		5,105	0	7,982	(2,877)	4,104	3,879	80.38%	156.36%
101-1601-51302-000000		HOSPITALIZATION	11,437		11,437	0	9,370	2,067	9,194	177	80.38%	81.93%
101-1601-51303-000000		HOSPITALIZATION BUYBA	0		-	0	0	-	-	-	0.00%	0.00%
101-1601-51304-000000		GROUP LIFE INSURANCE	192		192	0	176	16	160	16	83.33%	91.67%
101-1601-52002-000000		SUPPLIES	4,000		4,000	582	2,764	654	3,333	13	83.33%	83.66%
101-1601-57700-000000		INSTRUCTORS	27,470		27,470	625	24,565	2,280	22,892	2,298	83.33%	91.70%
101-1601-57702-000000		SPECIAL ACTIVITIES	4,400		4,400	0	2,946	1,454	3,667	(721)	83.33%	66.95%
		<b>_Total_ 1601 SENIOR SERV</b>	<b>141,316</b>	<b>-</b>	<b>141,316</b>	<b>1,207</b>	<b>120,875</b>	<b>19,234</b>	<b>114,660</b>	<b>7,422</b>	<b>81.14%</b>	<b>86.39%</b>
<b>1602 SENIOR SVS - ADLT DAY CARE</b>												
101-1602-51100-000000		SALARY SCHEDULE	247,563		247,563	0	179,844	67,719	199,003	(19,159)	80.38%	72.65%
101-1602-51101-000000		OVERTIME	0		-	0	325	(325)	-	325	80.38%	0.00%
101-1602-51104-000000		DIFFERENTIAL	7,695		7,695	0	0	7,695	6,186	(6,186)	80.38%	0.00%
101-1602-51107-000000		EXTRA VACATION AFTER	1,105		1,105	0	1,263	(158)	1,105	158	100.00%	114.32%
101-1602-51200-000000		PART-TIME HELP	100,000		100,000	2,548	73,123	24,330	80,385	(4,714)	80.38%	75.67%
101-1602-51300-000000		PAYROLL TAXES	19,188		19,188	0	21,518	(2,330)	15,424	6,094	80.38%	112.14%
101-1602-51301-000000		PENSION CONTRIBUTION	21,657		21,657	0	19,662	1,995	17,409	2,253	80.38%	90.79%
101-1602-51302-000000		HOSPITALIZATION	60,495		60,495	0	44,325	16,170	48,629	(4,303)	80.38%	73.27%
101-1601-51302-000000		HOSPITALIZATION BUYBA	2,000		2,000	0	1,500	500	1,608	(108)	80.38%	75.00%
101-1602-51304-000000		GROUP LIFE INSURANCE	768		768	0	672	96	640	32	83.33%	87.50%
101-1602-52002-000000		SUPPLIES	7,000		7,000	1,533	3,213	2,254	5,833	(1,087)	83.33%	67.80%
101-1602-52015-000000		EDUCATION PROGRAM	600		600	450	0	150	500	(50)	83.33%	75.00%
101-1602-57700-000000		INSTRUCTORS	35,000		35,000	2,118	27,541	5,342	29,167	492	83.33%	84.74%
101-1602-57701-000000		NUTRITION PROGRAM	27,500		27,500	0	12,535	14,965	22,917	(10,382)	83.33%	45.58%
101-1602-57702-000000		SPECIAL ACTIVITIES	3,000		3,000	0	638	2,362	2,500	(1,862)	83.33%	21.25%
		<b>_Total_ 1602 SENIOR SVS -</b>	<b>533,571</b>	<b>-</b>	<b>533,571</b>	<b>6,648</b>	<b>386,158</b>	<b>140,765</b>	<b>431,304</b>	<b>(38,498)</b>	<b>80.83%</b>	<b>73.62%</b>
<b>1603 SENIOR SVS - SOCIAL SERVICES</b>												
101-1603-51100-000000		SALARY SCHEDULE	184,824		184,824	0	132,891	51,933	148,570	(15,679)	80.38%	71.90%
101-1603-51101-000000		OVERTIME	2,000		2,000	0	1,727	273	1,608	119	80.38%	86.34%
101-1603-51107-000000		EXTRA VACATION AFTER	1,507		1,507	0	2,649	(1,142)	1,507	1,142	100.00%	175.80%
101-1603-51300-000000		PAYROLL TAXES	14,678		14,678	0	10,726	3,952	11,799	(1,073)	80.38%	73.07%
101-1603-51301-000000		PENSION CONTRIBUTION	25,894		25,894	0	17,090	8,804	20,815	(3,724)	80.38%	66.00%
101-1603-51302-000000		HOSPITALIZATION	54,307		54,307	0	34,203	20,104	43,654	(9,451)	80.38%	62.98%
101-1603-51303-000000		HOSPITALIZATION BUYBA	5,533		5,533	0	5,533	(0)	4,448	1,086	80.38%	100.00%
101-1603-51304-000000		GROUP LIFE INSURANCE	576		576	0	528	48	480	48	83.33%	91.67%
101-1603-52002-000000		SUPPLIES	1,200		1,200	0	69	1,131	1,000	(931)	83.33%	5.74%
101-1603-52004-000000		DEPARTMENTAL EXPENSE	3,500		3,500	0	3,733	(233)	2,917	816	83.33%	106.65%
101-1603-52015-000000		EDUCATION PROGRAM	200		200	0	0	200	167	(167)	83.33%	0.00%
101-1603-57700-000000		INSTRUCTORS	2,800		2,800	990	1,695	115	2,800	(115)	100.00%	95.89%
101-1603-57701-000000		NUTRITION PROGRAM	3,000		3,000	0	0	3,000	2,500	(2,500)	83.33%	0.00%
		<b>_Total_ 1603 SENIOR SVS -</b>	<b>300,019</b>	<b>-</b>	<b>300,019</b>	<b>990</b>	<b>210,844</b>	<b>88,185</b>	<b>242,264</b>	<b>(30,430)</b>	<b>80.75%</b>	<b>70.61%</b>
<b>1604 SENIOR SERVICES - TRANSVAN</b>												
101-1604-51100-000000		SALARY SCHEDULE	283,346		283,346	0	228,470	54,876	227,767	703	80.38%	80.63%
101-1604-51101-000000		OVERTIME	3,000		3,000	0	2,555	445	2,412	143	80.38%	85.15%

**FY 26 4th QUARTER ACTUAL VS PROJECTED EXPENDITURES-Cash Basis**  
**For the period ending: April 30, 2026**

Fund	Dept.	Acc. Description	Approved Council Budget	Transfers To (From)	Available Balance	Encumb.	Actual	Un-Encumb. Balance	Projected Exp. Through April 30, 2026	Over (Under) Projected Budget	Projected % of Budget	Actual w/encumb % of Budget
101-1604-51104-000000		DIFFERENTIAL	9,750		9,750	0	7,935	1,815	7,838	98	80.38%	81.39%
101-1604-51107-000000		EXTRA VACATION AFTER	1,185		1,185	0	0	1,185	1,185	(1,185)	100.00%	0.00%
101-1604-51200-000000		PART-TIME HELP	0		-	0	0	-	-	-	80.38%	0.00%
101-1604-51300-000000		PAYROLL TAXES	21,920		21,920	0	17,811	4,109	17,620	191	80.38%	81.25%
101-1604-51301-000000		PENSION CONTRIBUTION	23,787		23,787	0	23,312	475	19,121	4,191	80.38%	98.00%
101-1604-51302-000000		HOSPITALIZATION	53,343		53,343	0	42,215	11,128	42,880	(665)	80.38%	79.14%
101-1604-51303-000000		HOSPITALIZATION BUYBAI	2,000		2,000	0	2,000	-	2,000	-	100.00%	100.00%
101-1604-51304-000000		GROUP LIFE INSURANCE	960		960	0	880	80	800	80	83.33%	91.67%
101-1604-52002-000000		SUPPLIES	1,500		1,500	0	175	1,325	1,250	(1,075)	83.33%	11.64%
101-1604-52010-000000		UTILITIES	4,000		4,000	218	3,638	145	4,000	(145)	100.00%	96.38%
101-1604-52012-000000		GASOLINE & OIL	23,000		23,000	6,700	16,300	-	23,000	-	100.00%	100.00%
101-1604-52013-000000		VEHICLE MAINTENANCE	15,000		15,000	0	2,780	12,220	12,500	(9,720)	83.33%	18.53%
101-1604-52015-000000		EDUCATION PROGRAM	0		-	0	0	-	-	-	0.00%	0.00%
101-1604-52018-000000		REPLACEMENT VEHICLES	0		-	0	0	-	-	-	0.00%	0.00%
		<b>_Total_1604 SENIOR SERV</b>	<b>442,791</b>	<b>-</b>	<b>442,791</b>	<b>6,918</b>	<b>348,068</b>	<b>87,805</b>	<b>362,372</b>	<b>(7,385)</b>	<b>81.84%</b>	<b>80.17%</b>
<b>1605 SENIOR SERVICES - NUTRITION</b>												
101-1605-51100-000000		SALARY SCHEDULE	181,911		181,911	0	99,818	82,093	146,228	(46,410)	80.38%	54.87%
101-1605-51101-000000		OVERTIME	2,000		2,000	0	801	1,199	1,608	(807)	80.38%	40.04%
101-1605-51107-000000		EXTRA VACATION AFTER	1,081		1,081	0	2,383	(1,302)	1,081	1,302	100.00%	220.47%
101-1605-51200-000000		PART-TIME HELP	55,000		55,000	0	67,432	(12,432)	44,212	23,220	80.38%	122.60%
101-1605-51300-000000		PAYROLL TAXES	13,999		13,999	0	12,719	1,280	11,253	1,466	80.38%	90.85%
101-1605-51301-000000		PENSION CONTRIBUTION	18,430		18,430	0	12,189	6,241	14,815	(2,626)	80.38%	66.14%
101-1605-51302-000000		HOSPITALIZATION	65,136		65,136	0	30,342	34,794	52,359	(22,017)	80.38%	46.58%
101-1605-51303-000000		HOSPITALIZATION BUYBAI	0		-	0	0	-	-	-	100.00%	0.00%
101-1605-51304-000000		GROUP LIFE INSURANCE	576		576	0	352	224	480	(128)	83.33%	61.11%
101-1605-52002-000000		SUPPLIES	10,000		10,000	1,723	8,235	42	10,000	(42)	100.00%	99.58%
101-1605-52006-000000		EQUIPMENT REPAIRS	11,000		11,000	1,266	8,354	1,380	9,167	453	83.33%	87.45%
101-1605-52012-000000		GASOLINE & OIL	500		500	0	53	448	417	(364)	83.33%	10.50%
101-1605-52013-000000		VEHICLE MAINTENANCE	300		300	0	0	300	250	(250)	83.33%	0.00%
101-1605-52015-000000		EDUCATION PROGRAM	500		500	0	205	295	417	(212)	83.33%	41.00%
101-1605-52018-000000		REPLACEMENT VEHICLES	0		-	0	0	-	-	-	0.00%	0.00%
101-1605-57701-000000		NUTRITION PROGRAM	230,000		230,000	19,491	159,276	51,233	191,667	(12,900)	83.33%	77.72%
		<b>_Total_1605 SENIOR SERV</b>	<b>590,433</b>	<b>-</b>	<b>590,433</b>	<b>22,480</b>	<b>402,159</b>	<b>165,795</b>	<b>483,953</b>	<b>(59,314)</b>	<b>81.97%</b>	<b>71.92%</b>
<b>1606 SENIOR SERVICES - RSVP</b>												
101-1606-51100-000000		SALARY SCHEDULE	72,308		72,308	0	41,345	30,963	58,125	(16,779)	80.38%	57.18%
101-1606-51101-000000		OVERTIME	0		-	0	1,244	(1,244)	-	1,244	80.38%	0.00%
101-1606-51107-000000		EXTRA VACATION AFTER	0		-	0	0	-	-	-	80.38%	0.00%
101-1606-51200-000000		PART-TIME HELP	10,000		10,000	0	22,160	(12,160)	8,038	14,122	80.38%	221.60%
101-1606-51300-000000		PAYROLL TAXES	5,030		5,030	0	4,825	205	4,043	782	80.38%	95.93%
101-1606-51301-000000		PENSION CONTRIBUTION	5,532		5,532	0	5,784	(252)	4,447	1,337	80.38%	104.56%
101-1606-51302-000000		HOSPITALIZATION	11,437		11,437	0	15,727	(4,290)	9,194	6,534	80.38%	137.51%
101-1606-51303-000000		HOSPITALIZATION BUYBAI	0		-	0	0	-	-	-	80.38%	0.00%
101-1606-51304-000000		GROUP LIFE INSURANCE	192		192	0	112	80	160	(48)	83.33%	58.33%
101-1606-52002-000000		SUPPLIES	2,000		2,000	905	1,715	(619)	2,000	619	100.00%	130.96%
101-1606-52015-000000		EDUCATION PROGRAM	2,000		2,000	0	0	2,000	1,667	(1,667)	83.33%	0.00%
101-1606-57600-000000		VOLUNTEER INSURANCE	827		827	0	1,231	(404)	827	404	100.00%	148.85%
101-1606-57601-000000		VOLUNTEER TRAVEL	7,500		7,500	0	10,727	(3,227)	6,250	4,477	83.33%	143.03%
101-1606-57701-000000		NUTRITION PROGRAM	2,000		2,000	0	1,462	538	1,667	(205)	83.33%	73.08%
101-1606-57702-000000		SPECIAL ACTIVITIES	2,000		2,000	0	175	1,825	1,667	(1,492)	83.33%	8.75%
		<b>_Total_1606 SENIOR SERV</b>	<b>120,826</b>	<b>-</b>	<b>120,826</b>	<b>905</b>	<b>106,508</b>	<b>13,414</b>	<b>98,084</b>	<b>9,329</b>	<b>81.18%</b>	<b>88.90%</b>

**FY 26 4th QUARTER ACTUAL VS PROJECTED EXPENDITURES-Cash Basis**  
**For the period ending: April 30, 2026**

Fund	Dept.	Acc. Description	Approved Council Budget	Transfers To (From)	Available Balance	Encumb.	Actual	Un-Encumb. Balance	Projected Exp. Through April 30, 2026	Over (Under) Projected Budget	Projected % of Budget	Actual w/encum % of Budget
<b>1700 MUNICIPAL INDEBTEDNESS</b>												
101-1700-52110-000000		CONTINGENCY-TEAMSTEF	120,000		120,000	0	46,616	73,384	82,320	(35,704)	68.60%	38.85%
101-1700-52115-000000		CONTINGENCY LABOR CO	648,000		648,000	0	0	648,000	540,000	(540,000)	83.33%	0.00%
101-1700-58000-000000		INTEREST-CITY BONDS & I	4,176,224		4,176,224	0	7,215,953	(3,039,729)	4,176,224	3,039,729	100.00%	172.79%
101-1700-58001-000000		PRINCIPAL PAYMENTS-SE	7,841,000		7,841,000	0	7,957,000	(116,000)	7,841,000	116,000	100.00%	101.48%
		<b>_Total_ 1700 MUNICIPAL IN</b>	<b>12,785,224</b>	<b>-</b>	<b>12,785,224</b>	<b>0</b>	<b>15,219,569</b>	<b>(2,434,345)</b>	<b>12,639,544</b>	<b>2,580,025</b>	<b>98.86%</b>	<b>119.04%</b>
<b>1800 SCHOOL SYSTEM</b>												
101-1800-59000-000000		SCHOOL MAINTENANCE	188,056,599		188,056,599	0	163,472,816	24,583,783	163,477,602	(4,786)	86.93%	86.93%
		<b>_Total_ 1800 SCHOOL SYS</b>	<b>188,056,599</b>	<b>-</b>	<b>188,056,599</b>	<b>0</b>	<b>163,472,816</b>	<b>24,583,783</b>	<b>163,477,602</b>	<b>(4,786)</b>	<b>86.93%</b>	<b>86.93%</b>
<b>1900 CRANSTON COMM</b>												
101-1900-52049-000000		CCAP-HEAD START	50,000		50,000	0	0	50,000	37,500	(37,500)	75.00%	0.00%
101-1900-52050-000000		COMMUNITY ACTION PRO	60,000		60,000	0	0	60,000	45,000	(45,000)	75.00%	0.00%
101-1900-52051-000000		CCAP DAY CARE PROGRA	50,000		50,000	0	0	50,000	37,500	(37,500)	75.00%	0.00%
101-1900-52052-000000		CCAP SEXUAL ABUSE COL	2,500		2,500	0	0	2,500	1,875	(1,875)	75.00%	0.00%
101-1900-52053-000000		CRANSTON HISTORICAL S	7,500		7,500	0	7,500	-	5,625	1,875	75.00%	100.00%
101-1900-52054-000000		CCAP RENTAL ASSISTANC	10,000		10,000	0	0	10,000	7,500	(7,500)	75.00%	0.00%
101-1900-52057-000000		WORKING CITY GRANT	0		-	0	0	-	-	-	0.00%	0.00%
		<b>_Total_ 1900 CRANSTON C</b>	<b>180,000</b>	<b>-</b>	<b>180,000</b>	<b>0</b>	<b>7,500</b>	<b>172,500</b>	<b>135,000</b>	<b>(127,500)</b>	<b>75.00%</b>	<b>4.17%</b>
<b>1901 MISC. BOARDS AND COMM.</b>												
101-1901-51300-000000		PAYROLL TAXES	689		689	0	520	169	554	(34)	80.38%	75.40%
101-1901-52055-000000		PAWTUXET RIVER AUTHO	5,000		5,000	0	7,000	(2,000)	5,000	2,000	100.00%	140.00%
101-1901-52056-000000		CRANSTON ARTS COMMIS	7,400		7,400	0	0	7,400	7,400	(7,400)	100.00%	0.00%
101-1901-52060-000000		TAX ASSESS. BOARD OF F	9,000		9,000	0	6,796	2,204	7,235	(439)	80.38%	75.51%
101-1901-52061-000000		CRANSTON CONSERVATIC	500		500	0	0	500	417	(417)	83.33%	0.00%
101-1901-52062-000000		HISTORIC DISTRICT COMM	1,000		1,000	0	34	966	833	(799)	83.33%	3.39%
101-1901-52063-000000		DISVERSITY COMMISSION	500		500	0	0	500	417	(417)	83.33%	0.00%
		<b>_Total_ 1901 MISC. BOARD</b>	<b>24,089</b>	<b>-</b>	<b>24,089</b>	<b>0</b>	<b>14,349</b>	<b>9,740</b>	<b>21,855</b>	<b>(7,506)</b>	<b>90.73%</b>	<b>59.57%</b>
<b>1902 HARBOR MASTER</b>												
101-1902-51100-000000		SALARY SCHEDULE	3,500		3,500	0	0	3,500	2,813	(2,813)	80.38%	0.00%
101-1902-51300-000000		PAYROLL TAXES	270		270	0	0	270	217	(217)	80.38%	0.00%
101-1902-52004-000000		DEPARTMENTAL EXPENSE	1,000		1,000	0	0	1,000	833	(833)	83.33%	0.00%
		<b>_Total_ 1902 HARBOR MAS</b>	<b>4,770</b>	<b>-</b>	<b>4,770</b>	<b>0</b>	<b>0</b>	<b>4,770</b>	<b>3,864</b>	<b>(3,864)</b>	<b>81.00%</b>	<b>0.00%</b>
<b>1950 REVOLVING</b>												
101-1950-52080-000000		REVLV - GASOLINE	0		-	62,567	(0)	(62,567)	-	62,567	0.00%	0.00%
101-1950-52081-000000		REVLV - CAR WASH	0		-	0	0	-	-	-	0.00%	0.00%
		<b>_Total_ 1950 REVOLVING</b>	<b>0</b>	<b>-</b>	<b>-</b>	<b>62,567</b>	<b>(0)</b>	<b>(62,567)</b>	<b>-</b>	<b>62,567</b>	<b>0.00%</b>	<b>0.00%</b>
<b>1951 TRANSFERS</b>												
101-1951-52090-000000		TRANSFERS TO OTHER FL	0		-	0	0	-	-	-	0.00%	0.00%
		<b>_Total_ 1951 TRANSFERS</b>	<b>0</b>	<b>-</b>	<b>-</b>	<b>0</b>	<b>0</b>	<b>-</b>	<b>-</b>	<b>-</b>	<b>0.00%</b>	<b>0.00%</b>
			<b>338,332,584</b>	<b>338,667</b>	<b>338,671,251</b>	<b>1,848,975</b>	<b>297,042,815</b>	<b>39,779,461</b>	<b>291,708,141</b>	<b>7,183,649</b>	<b>86.13%</b>	<b>88.25%</b>
					<b>252,530,557</b>		<b>133,570,000</b>					
							<b>226,518,625</b>					
							<b>9,329,108</b>					
<b>102 AMERICA RESCU PLAN ACT (ARPA)</b>												
102-0000-52090-000000		TRANSFER TO OTHER FUN	0		-	0	0	-	-	-	0.00%	0.00%
102-0000-54120-000000		ZONING IMPLEMENT COM	0		-	0	0	-	-	-	0.00%	0.00%
		<b>Total</b>	<b>0</b>	<b>-</b>	<b>-</b>	<b>0</b>	<b>0</b>	<b>-</b>	<b>-</b>	<b>-</b>	<b>0.00%</b>	<b>0.00%</b>

FY 26 4th QUARTER ACTUAL VS PROJECTED EXPENDITURES-Cash Basis  
For the period ending: April 30, 2026

Fund	Dept.	Acc. Description	Approved Council Budget	Transfers To (From)	Available Balance	Encumb.	Actual	Un-Encumb. Balance	Projected Exp. Through April 30, 2026	Over (Under) Projected Budget	Projected % of Budget	Actual w/encum % of Budget
<b>103 HOSPITAL STABILIZATION FUND</b>												
	103-0000-52090-000000	TRANSFER TO OTHER FUN	0	-	-	0	0	-	-	-	0.00%	0.00%
			<b>0</b>	<b>-</b>	<b>-</b>	<b>0</b>	<b>0</b>	<b>-</b>	<b>-</b>	<b>-</b>	<b>0.00%</b>	<b>0.00%</b>
<b>104 SNOW AND ICE INSURANCE FUND</b>												
	104-0000-50100-000000	PROGRAM EXPENSE	0	-	-	0	0	-	-	-	0.00%	0.00%
			<b>0</b>	<b>-</b>	<b>-</b>	<b>0</b>	<b>0</b>	<b>-</b>	<b>-</b>	<b>-</b>	<b>0.00%</b>	<b>0.00%</b>
<b>105 PUBLIC FACILITES MGMT. FOUND.</b>												
	105-0000-50100-000000	PROGRAM EXPENSE	0	-	-	0	0	-	-	-	0.00%	0.00%
			<b>0</b>	<b>-</b>	<b>-</b>	<b>0</b>	<b>0</b>	<b>-</b>	<b>-</b>	<b>-</b>	<b>0.00%</b>	<b>0.00%</b>
<b>106 JUVENILE HEARING BOARD</b>												
	106-0000-50100-000000	PROGRAM EXPENSES	0	-	-	0	0	-	-	-	0.00%	0.00%
			<b>0</b>	<b>-</b>	<b>-</b>	<b>0</b>	<b>0</b>	<b>-</b>	<b>-</b>	<b>-</b>	<b>0.00%</b>	<b>0.00%</b>
<b>107 LIBRARY RESERVE</b>												
	107-0000-50100-150001	PROGRAM EXPENSE	0	-	-	0	26,567	(26,567)	-	26,567	0.00%	0.00%
			<b>0</b>	<b>-</b>	<b>-</b>	<b>0</b>	<b>26,567</b>	<b>(26,567)</b>	<b>-</b>	<b>26,567</b>	<b>0.00%</b>	<b>0.00%</b>
<b>110 NON-PUBLIC SAFETY GRANTS</b>												
	110-0000-50100-110100	PROGRAM EXPENSES	0	-	-	0	180,178	(180,178)	-	180,178	0.00%	0.00%
	110-1108-50100-000000	PROGRAM EXPENSES	0	-	-	0	45,634	(45,634)	-	45,634	0.00%	0.00%
	110-1400-50100-000000	PROGRAM EXPENSES	0	-	-	0	5,600	(5,600)	-	5,600	0.00%	0.00%
	110-1116-50100-000000	PROGRAM EXPENSES	0	-	-	0	0	-	-	-	0.00%	0.00%
			<b>0</b>	<b>0</b>	<b>0</b>	<b>0</b>	<b>231,412</b>	<b>(231,412)</b>	<b>0</b>	<b>231,412</b>	<b>0.00%</b>	<b>0.00%</b>
<b>380 ICE RINK FUND</b>												
	380-3800-50100-000000	PROGRAM EXPENSES	475,000	-	475,000	19,841	363,174	91,985	395,833	(12,819)	83.33%	80.63%
	380-3800-50210-000000	CONSTRUCTION IN PROG	15,000	-	15,000	0	0	15,000	12,500	(12,500)	83.33%	0.00%
	380-3800-50870-000000	DEPRECIATION	0	-	-	0	0	-	-	-	83.33%	0.00%
	380-3800-51100-000000	SALARY SCHEDULE	71,856	-	71,856	0	57,761	14,095	57,761	(0)	80.38%	80.38%
	380-3800-51101-000000	OVERTIME	0	-	-	0	0	-	-	-	80.38%	0.00%
	380-3800-51200-000000	PART-TIME HELP	130,000	-	130,000	0	148,620	(18,620)	104,500	44,120	80.38%	114.32%
	380-3800-51300-000000	PAYROLL TAXES	5,497	-	5,497	0	15,232	(9,735)	4,419	10,813	80.38%	277.09%
	380-3800-51301-000000	PENSION CONTRIBUTION	7,868	-	7,868	0	6,354	1,514	6,325	30	80.38%	80.76%
	380-3800-51302-000000	HOSPITALIZATION	27,373	-	27,373	0	21,670	5,703	22,004	(334)	80.38%	79.17%
	380-3800-51304-000000	GROUP LIFE INSURANCE	192	-	192	0	176	16	154	22	80.38%	91.67%
			<b>732,786</b>	<b>-</b>	<b>732,786</b>	<b>19,841</b>	<b>612,987</b>	<b>99,958</b>	<b>603,496</b>	<b>29,332</b>	<b>82.36%</b>	<b>86.36%</b>
<b>402 FIRE-GRANTS/DONATIONS</b>												
	402-4020-50100-000000	PROGRAM EXPENSES	0	-	-	5,461	29,550	(35,011)	-	35,011	0.00%	0.00%
	402-4020-50100-402001	PROGRAM EXP-HAZMAT	0	-	-	0	42,201	(42,201)	-	42,201	0.00%	0.00%
	402-4020-50100-402002	PROGRAM EXP-HOSE GR/	0	-	-	0	22,515	(22,515)	-	22,515	0.00%	0.00%
	402-4020-50100-402003	PROGRAM EXP-OSPAR GF	0	-	-	0	0	-	-	-	0.00%	0.00%
			<b>0</b>	<b>0</b>	<b>0</b>	<b>5,461</b>	<b>94,266</b>	<b>(99,727)</b>	<b>0</b>	<b>99,727</b>	<b>0.00%</b>	<b>0.00%</b>
<b>GASB 54 Total</b>			<b>338,332,584</b>	<b>338,667</b>	<b>338,671,251</b>	<b>1,854,436</b>	<b>297,395,061</b>	<b>39,653,167</b>	<b>291,708,141</b>	<b>7,309,943</b>	<b>86.13%</b>	<b>88.36%</b>
<b>Reportable Government Services</b>							<b>133,690,833</b>					
							<b>352,245</b>					
							<b>226,870,870</b>					

City of Cranston			5/28/26 4:05 PM									
FY 26 4th QUARTER ACTUAL VS PROJECTED EXPENDITURES-Cash Basis												
For the period ending:			April 30, 2026									
Fund	Dept.	Acc. Description	Approved Council Budget	Transfers To (From)	Available Balance	Encumb.	Actual	Un-Encumb. Balance	Projected Exp. Through April 30, 2026	Over (Under) Projected Budget	Projected % of Budget	Actual w/encum % of Budget
							67,481					
							9,396,589					
<b>404</b>	<b>SPECIAL FIRE DUTY</b>											
	404-4040-50100-000000	PROGRAM EXPENSES	0	-	-	0	58,247	(58,247)	-	-	-	0.00%
			<b>0</b>	<b>-</b>	<b>-</b>	<b>-</b>	<b>58,247</b>	<b>(58,247)</b>	<b>-</b>	<b>-</b>	<b>-</b>	<b>0.00%</b>
<b>457</b>	<b>SPECIAL POLICE DUTY</b>											
	457-4570-50100-000000	PROGRAM EXPENSES	0	-	-	0	2,070,885	(2,070,885)	-	2,070,885	0.00%	0.00%
	457-4570-51100-000000	SALARY SCHEDULE	0	-	-	0	0	-	-	-	0.00%	0.00%
	457-4570-51101-000000	OVERTIME	0	-	-	0	0	-	-	-	0.00%	0.00%
	457-4570-51102-000000	SPECIAL DUTY	0	-	-	0	0	-	-	-	0.00%	0.00%
	457-4570-51300-000000	PAYROLL TAXES	0	-	-	0	4,030	(4,030)	-	4,030	0.00%	0.00%
			<b>0</b>	<b>-</b>	<b>-</b>	<b>-</b>	<b>2,074,915</b>	<b>(2,074,915)</b>	<b>-</b>	<b>2,074,915</b>	<b>0.00%</b>	<b>0.00%</b>
<b>700</b>	<b>_Total_7000 CDBG</b>											
	700-7000-50700-000000	CDBG-PROGRAM PROJEC	1,095,085		1,095,085	0	1,281,617	(186,532)	912,571	369,046	83.33%	117.03%
	700-7000-51100-000000	SALARY SCHEDULE	228,165		228,165	0	182,899	45,266	183,410	(511)	80.38%	80.16%
	700-7000-51108-000000	SEVERANCE	0		-	0	0	-	-	-	80.38%	0.00%
	700-7000-51107-000000	EXTRA VACATION AFTER	0		-	0	0	-	-	-	0.00%	0.00%
	700-7000-51108-000000	SEVERANCE	0		-	0	0	-	-	-	0.00%	0.00%
	700-7000-51200-000000	PART-TIME HELP	36,450		36,450	0	16,460	19,990	29,300	(12,840)	80.38%	45.16%
	700-7000-51300-000000	PAYROLL TAXES	17,370		17,370	0	15,592	1,778	13,963	1,630	80.38%	89.77%
	700-7000-51301-000000	PENSION CONTRIBUTION	16,221		16,221	0	16,965	(744)	13,039	3,926	80.38%	104.59%
	700-7000-51302-000000	HOSPITALIZATION	55,681		55,681	0	45,130	10,551	44,759	371	80.38%	81.05%
	700-7000-51303-000000	HOSPITALIZATION BUYBA	5,069		5,069	0	5,069	(0)	5,069	0	100.00%	100.00%
	700-7000-51304-000000	GROUP LIFE INSURANCE	576		576	0	528	48	480	48	83.33%	91.67%
	700-7000-51403-000000	UNEMPLOYMENT	0	0	-	0	0	-	-	-	83.33%	0.00%
		<b>_Total_7000 CDBG</b>	<b>1,454,617</b>	<b>-</b>	<b>1,454,617</b>	<b>0</b>	<b>1,564,260</b>	<b>(109,643)</b>	<b>1,202,591</b>	<b>361,670</b>	<b>82.67%</b>	<b>107.54%</b>
							<b>(1,285,157)</b>					
							<b>279,104</b>					
	<b>Total Reportable Government Services</b>		<b>1,454,617</b>	<b>-</b>	<b>1,454,617</b>	<b>-</b>	<b>2,412,265</b>	<b>(2,242,805)</b>	<b>1,202,591</b>	<b>2,436,585</b>	<b>82.67%</b>	<b>165.84%</b>
							<b>276,102</b>					
	<b>Grand Total</b>		<b>339,787,201</b>	<b>338,667</b>	<b>340,125,868</b>	<b>1,854,436</b>	<b>299,807,326</b>	<b>37,410,362</b>	<b>292,910,732</b>	<b>9,746,527</b>	<b>86.12%</b>	<b>88.69%</b>
							<b>229,283,135</b>					
							<b>9,672,690</b>					
		<i>Balance per Transparency Portal</i>										
<b>701</b>	<b>7010 WIOA-JOB DEVEL</b>											
	701-7010-51100-000000	SALARY SCHEDULE	283,346		283,346	0	170,040	113,306	227,767	(57,727)	80.38%	60.01%
	701-7010-51107-000000	EXTRA VACATION AFTER	0		-	0	1,344	(1,344)	-	1,344	100.00%	0.00%
	701-7010-51200-000000	PART-TIME HELP	0		-	0	0	-	-	-	0.00%	0.00%
	701-7010-51300-000000	PAYROLL TAXES	22,097		22,097	0	13,189	8,908	17,763	(4,574)	80.38%	59.69%
	701-7010-51301-000000	PENSION CONTRIBUTION	32,612		32,612	0	21,448	11,164	26,215	(4,767)	80.38%	65.77%
	701-7010-51302-000000	HOSPITALIZATION	50,801		50,801	0	28,488	22,313	40,836	(12,348)	80.38%	56.08%
	701-7010-51303-000000	HOSPITALIZATION BUYBA	5,500		5,500	0	6,350	(850)	5,500	850	100.00%	115.45%
	701-7010-51304-000000	GROUP LIFE INSURANCE	768		768	0	528	240	640	(112)	83.33%	68.75%
	701-7010-51403-000000	UNEMPLOYMENT	0		-	0	0	-	-	-	83.33%	0.00%
	701-7010-52004-000000	DEPARTMENTAL EXPENSE	0		-	0	0	-	-	-	0.00%	0.00%
		<b>_Total_7010 WIA-JOB DEV</b>	<b>395,124</b>	<b>-</b>	<b>395,124</b>	<b>0</b>	<b>241,387</b>	<b>153,737</b>	<b>318,720</b>	<b>(77,333)</b>	<b>80.66%</b>	<b>61.09%</b>
<b>750</b>	<b>7500 CLAIMS COMMITT</b>											
	750-7500-50750-000000	APPRAISERS	2,500		2,500	0	6,875	(4,375)	2,083	4,792	83.33%	275.01%
	750-7500-50751-000000	CITY CLAIMS	75,000		75,000	0	118,287	(43,287)	62,500	55,787	83.33%	157.72%
	750-7500-50752-000000	CLAIMANTS - OUTSIDE	265,000		265,000	0	260,104	4,896	220,833	39,271	83.33%	98.15%

**FY 26 4th QUARTER ACTUAL VS PROJECTED EXPENDITURES-Cash Basis**  
**For the period ending: April 30, 2026**

Fund	Dept.	Acc. Description	Approved Council Budget	Transfers To (From)	Available Balance	Encumb.	Actual	Un-Encumb. Balance	Projected Exp. Through April 30, 2026	Over (Under) Projected Budget	Projected % of Budget	Actual w/encum % of Budget
750-7500-50753-000000		INSURANCE PREMIUM	12,500		12,500	0	29,164	(16,664)	10,417	18,748	83.33%	233.31%
750-7500-50754-000000		INSURANCE PREMIUM - BI	210,000		210,000	0	180,097	29,903	175,000	5,097	83.33%	85.76%
750-7500-50755-000000		WORKERS COMP./BEACOI	425,000		425,000	0	300,655	124,345	354,167	(53,512)	83.33%	70.74%
750-7500-50756-000000		WORKERS COMP.PAYROL	0		-	0	0	-	-	-	83.33%	0.00%
750-7500-50757-000000		SETTLEMENTS	0		-	0	0	-	-	-	0.00%	0.00%
750-7500-51100-000000		SALARY SCHEDULE	0		-	0	0	-	-	-	0.00%	0.00%
750-7500-51300-000000		PAYROLL TAXES	0		-	0	0	-	-	-	0.00%	0.00%
750-7500-51301-000000		PENSION CONTRIBUTION	0		-	0	0	-	-	-	0.00%	0.00%
750-7500-51302-000000		HOSPITALIZATION	0		-	0	0	-	-	-	0.00%	0.00%
750-7500-51304-000000		GROUP LIFE INSURANCE	0		-	0	0	-	-	-	0.00%	0.00%
750-7500-52000-000000		OFFICE SUPPLIES AND EX	0		-	0	0	-	-	-	0.00%	0.00%
750-7500-52312-000000		LEGAL FEES - OUTSIDE SE	10,000		10,000	0	5,881	4,119	8,333	(2,452)	83.33%	58.81%
<b>_Total_7500 CLAIMS COMI</b>			<b>1,000,000</b>	<b>-</b>	<b>1,000,000</b>	<b>0</b>	<b>901,064</b>	<b>98,936</b>	<b>833,333</b>	<b>67,731</b>	<b>83.33%</b>	<b>90.11%</b>
<b>800 8000 SEWER ENTERPRISE</b>												
800-8000-50800-000000		PRIVATIZATION CONTRAC	13,500,000		13,500,000	0	9,874,362	3,625,638	11,250,000	(1,375,638)	83.33%	73.14%
800-8000-50810-000000		SEWER CLAIMS	0		-	0	0	-	-	-	0.00%	0.00%
800-8000-50820-000000		CAPITAL EXPENSES	6,950,000		6,950,000	2,564,655	1,267,380	3,117,965	5,791,667	(1,959,632)	83.33%	55.14%
800-8000-50850-000000		INTEREST-SEWER BONDS	351,873		351,873	0	214,637	137,236	293,228	(78,591)	83.33%	61.00%
800-8000-50860-000000		PRINCIPAL PAYMENT-SEW	1,121,567		1,121,567	0	1,494,802	(373,235)	934,639	560,163	83.33%	133.28%
800-8000-50880-000000		ADMINISTRATIVE EXPENS	1,000,000		1,000,000	0	750,000	250,000	750,000	-	75.00%	75.00%
800-8000-51100-000000		SALARY SCHEDULE	213,572		213,572	0	171,713	41,859	171,679	34	80.38%	80.40%
800-8000-51101-000000		OVERTIME	0		-	0	684	-	-	-	0.00%	0.00%
800-8000-51107-000000		EXTRA VACATION AFTER	0		-	0	2,455	-	-	-	0.00%	0.00%
800-8000-51200-000000		PART-TIME HELP	0		-	0	0	-	-	-	80.38%	0.00%
800-8000-51300-000000		PAYROLL TAXES	15,560		15,560	0	15,889	(329)	12,508	3,382	80.38%	102.12%
800-8000-51301-000000		PENSION CONTRIBUTION	13,810		13,810	0	13,585	225	11,101	2,484	80.38%	98.37%
800-8000-51302-000000		HOSPITALIZATION	39,003		39,003	0	31,402	7,601	31,352	50	80.38%	80.51%
800-8000-51304-000000		GROUP LIFE INSURANCE	384		384	0	352	32	320	32	83.33%	91.67%
800-8000-52004-000000		DEPARTMENTAL EXPENSE	16,630		16,630	0	11,111	5,519	13,858	(2,748)	83.33%	66.81%
800-8000-52005-000000		AUDIT OF CITY BOOKS	0		-	0	0	-	-	-	83.33%	0.00%
800-8000-52012-000000		GASOLINE & OIL	1,000		1,000	0	156	844	833	(677)	83.33%	15.63%
800-8000-52016-000000		PROFESSIONAL SERVICE\$	190,000		190,000	0	35,120	154,880	158,333	(123,213)	83.33%	18.48%
800-8000-52018-000000		REPLACEMENT VEHICLES	0		-	0	0	-	-	-	0.00%	0.00%
<b>_Total_8000 SEWER ENTE</b>			<b>23,413,399</b>	<b>-</b>	<b>23,413,399</b>	<b>2,564,655</b>	<b>13,883,649</b>	<b>6,968,234</b>	<b>19,419,519</b>	<b>(2,974,354)</b>	<b>82.94%</b>	<b>70.25%</b>
<b>GRAND TOTAL</b>			<b>365,328,510</b>	<b>338,667</b>	<b>365,667,177</b>	<b>4,433,471</b>	<b>314,246,163</b>	<b>46,990,682</b>	<b>314,085,800</b>	<b>4,590,694</b>	<b>85.89%</b>	<b>87.15%</b>

Dept	General Fund	Analysis Of FY26 Ordinances
	4/23/2025	Adopted Budget 338,332,584
	1/21/2026	JE 43353-8 New fire position 338,667

Balance 338,671,251

City of Cranston  
YTD Trial Balance  
Fiscal Year: 2026 As of April 22, 2026

Account Number	Description	Beginning Balance	Debits	Credits	Ending Balance
101-0000-11200-000000	CASH	8,241,086.26	736,749,303.53	737,005,225.05	7,985,164.74
101-0000-11201-000000	WEBSTER BANK	700,083.26	44,348,547.24	44,166,924.12	881,706.38
101-0000-11202-000000	CITIZENS-3RD PARTY RESCUE	306,840.46	2,404,268.24	2,710,808.70	300.00
101-0000-11400-000000	PETTY CASH - CITY TREAS	1,500.00	0.00	0.00	1,500.00
101-0000-11401-000000	PETTY CASH - PURCH DEPT	500.00	0.00	0.00	500.00
101-0000-11402-000000	PETTY CASH - PURCH ROT FD	500.00	0.00	0.00	500.00
101-0000-11403-000000	PETTY CASH - CITY CLERK	250.00	0.00	0.00	250.00
101-0000-11404-000000	PETTY CASH - LIBRARIES	420.00	0.00	0.00	420.00
101-0000-11405-000000	PETTY CASH - DEPT SR SER	200.00	0.00	0.00	200.00
101-0000-11406-000000	PETTY CASH - MUNICIPAL COURT	50.00	0.00	0.00	50.00
101-0000-11407-000000	PETTY CASH - CANVASSING	50.00	0.00	0.00	50.00
101-0000-12200-000000	INVESTMENT - CITIZENS	43,530.73	159,353,713.49	151,247,292.42	8,149,951.80
101-0000-12201-000000	INVESTMENT-WEBSTER	47,072.83	3,022,356.30	5,060,000.00	(1,990,570.87)
101-0000-12204-000000	INVESTMENT-WASHINGTON TRUST	461,299.92	27,129.76	0.00	488,429.68
101-0000-12205-000000	INVESTMENT-BANK RI	647,993.84	15,052.11	663,045.95	0.00
101-0000-12206-000000	INVESTMENT-OSIP	216,672.77	135,747,610.37	117,988,283.06	17,976,000.08
101-0000-12208-000000	INVESTMENT-TD BANK	767,264.38	4,018,729.90	4,000,000.00	785,994.28
101-0000-12209-000000	INVESTMENT-CENTREVILLE SAVINGS	172,273.15	4,636.64	0.00	176,909.79
101-0000-12210-000000	INVESTMENT-SANTANDER	239,341.75	179.74	0.00	239,521.49
101-0000-13117-000000	TAX ASSEM. REC. 2016 FY2017	515,159.64	2,703.54	5,291.43	512,571.75
101-0000-13118-000000	TAX ASSEM. REC. 2017 FY2018	495,048.01	703.15	5,098.92	490,652.24
101-0000-13119-000000	TAX ASSEM. REC. 2018 FY2019	443,399.01	719.14	4,373.52	439,744.63
101-0000-13120-000000	TAX ASSEM. REC. 2019 FY2020	370,151.78	559.38	7,713.06	362,998.10
101-0000-13121-000000	TAX ASSEM. REC. 2020 FY2021	333,311.35	4,921.84	12,037.20	326,195.99
101-0000-13122-000000	TAX ASSEM. REC. 2021 FY2022	291,420.99	6,178.37	5,836.69	291,762.67
101-0000-13123-000000	TAX ASSEM. REC. 2022 FY2023	259,825.81	8,495.32	13,531.80	254,789.33
101-0000-13124-000000	TAX ASSEM. REC. 2023 FY2024	264,684.73	13,762.84	22,889.50	255,558.07
101-0000-13125-000000	TAX ASSEM. REC. 2024 FY2025	1,056,471.95	70,643.14	872,785.09	254,330.00
101-0000-13126-000000	TAX ASSEM. REC. 2025 FY2026	0.00	200,388,967.49	197,347,771.00	3,041,196.49
101-0000-14500-000000	ALLOW FOR UNCOLL REC	(1,200,000.00)	0.00	0.00	(1,200,000.00)
101-0000-15103-000000	DUE FROM RI-PUBLIC SERVICE CORP TAX	1,182,989.49	0.00	1,182,989.49	0.00
101-0000-15106-000000	DEPARTMENT RECEIVABLES	65,244.77	0.00	65,244.77	0.00
101-0000-15107-000000	LEASE RECEIVABLE	26,390.00	0.00	0.00	26,390.00
101-0000-15109-000000	PENSION TAX PAYMENTS	0.00	3,173,781.97	3,173,781.97	0.00
101-0000-16107-000000	DUE FROM LIBRARY RESERVE	(5,563.12)	32,129.85	26,566.73	0.00
101-0000-16110-000000	DUE FROM NON PUBLIC SAFETY GRANTS	74,621.45	277,648.42	317,592.39	34,677.48
101-0000-16201-000000	DUE FROM POLICE & FIRE BOND FD	0.00	1,108,356.95	1,001,956.95	106,400.00
101-0000-16202-000000	DUE FROM PUBLIC BLDG BOND	2,166.15	358,758.49	58,166.15	302,758.49
101-0000-16203-000000	DUE FROM RECREATION BOND FUND	0.00	1,627,223.41	5,006.45	1,622,216.96
101-0000-16204-000000	DUE FROM HIGHWAY BOND FUND	0.00	3,066,837.87	1,145,414.31	1,921,423.56
101-0000-16205-000000	DUE FROM STORM DRAINS BOND FD	0.00	125,990.00	0.00	125,990.00
101-0000-16303-000000	DUE FROM LIBRARY GIFTS ACCOUNT	(7,569.35)	68,961.81	66,505.02	(5,112.56)
101-0000-16380-000000	DUE FROM ICE RINK	48,586.43	262,721.49	263,031.11	48,276.81
101-0000-16402-000000	DUE FROM FIRE-GRANTS/DONATIONS	(11,240.90)	92,771.10	81,530.20	0.00
101-0000-16404-000000	DUE FROM SPECIAL FIRE DUTY	46,039.86	61,017.74	40,500.00	66,557.60
101-0000-16450-000000	DUE FROM ANIMAL SHELTER FUND	(150.00)	675.00	525.00	0.00
101-0000-16451-000000	DUE FROM POLICE-GRANT/DONATION	(123,638.96)	1,310,081.95	1,145,026.59	41,416.40
101-0000-16452-000000	DUE FROM POLICE FED SEIZURE FD	(975.00)	15,791.05	14,816.05	0.00
101-0000-16453-000000	DUE FROM POLICE EVIDENCE	0.00	1,821.00	2,996.00	(1,175.00)
101-0000-16454-000000	DUE FROM POLICE STATE SEIZURE	0.00	112,652.71	112,652.71	0.00
101-0000-16457-000000	DUE FROM SPECIAL POLICE DUTY	107,119.34	2,216,045.19	2,078,382.99	244,781.54
101-0000-16501-000000	DUE FROM MULTIPURPOSE CENTER	(2,767.68)	2,780.16	12.48	0.00
101-0000-16503-000000	DUE FROM SEN SER SPECIAL PROJ	(1,500.00)	2,949.09	1,449.09	0.00
101-0000-16504-000000	DUE FROM SENIOR GAMES	0.00	248.88	248.88	0.00
101-0000-16603-000000	DUE FROM IMPACT FEE	(3,071.00)	9,213.00	6,142.00	0.00
101-0000-16605-000000	DUE FROM HISTORICAL RECORDS	(20,474.25)	20,803.39	329.14	0.00
101-0000-16700-000000	DUE FROM COMMUNITY DEVELOPMENT	16,701.25	296,882.94	263,974.60	49,609.59
101-0000-16701-000000	DUE FROM WIA	108,151.10	252,425.45	159,000.00	201,576.55
101-0000-16704-000000	DUE FROM HOSPITALIZATION	2,064,986.65	11,884,744.97	10,350,000.00	3,599,731.62
101-0000-16750-000000	DUE FROM CLAIMS COMMITTEE	(199,540.65)	1,513,141.46	1,520,265.87	(206,665.06)
101-0000-16800-000000	DUE FROM SEWER ENTERPRISE	(6,096,581.70)	77,698,955.09	93,020,351.42	(21,417,978.03)
101-0000-16904-000000	DUE FROM OPEB TRUST	1,504,592.49	7,532,900.85	9,578,442.86	(540,949.52)
101-0000-16999-000000	DUE FROM OTHER FUNDS	0.00	3,616,616.83	3,616,616.83	0.00

City of Cranston  
YTD Trial Balance  
Fiscal Year: 2026 As of April 22, 2026

Account Number	Description	Beginning Balance	Debits	Credits	Ending Balance
101-0000-17101-000000	ADVANCED DEPOSITS-UNITED HEALT	82,000.00	0.00	0.00	82,000.00
101-0000-17102-000000	ADVANCE DEPOSITS-BLUE CROSS	125,000.00	0.00	0.00	125,000.00
101-0000-17104-000000	PREPAID EXPENSE	457,346.68	0.00	457,346.68	0.00
101-0000-17105-000000	LEASE RECEIVABLE - LONG TERM	521,460.00	0.00	0.00	521,460.00
<b>_Total_0000</b>		<b>14,636,725.67</b>	<b>1,402,934,109.64</b>	<b>1,390,895,772.24</b>	<b>26,675,063.07</b>
<b>_Total_Assets</b>		<b>14,636,725.67</b>	<b>1,402,934,109.64</b>	<b>1,390,895,772.24</b>	<b>26,675,063.07</b>
101-0000-21000-000000	ACCOUNTS PAYABLE	(2,537,965.73)	39,879,410.76	37,341,445.03	0.00
101-0000-21110-000000	CURRENT YEAR ACCOUNTS PAYABLE	(1,458.30)	1,824.87	794.95	(428.38)
101-0000-21500-000000	ACCOUNTS PAYABLE SCHOOL	10,608,897.27	181,632.25	5,036,801.06	5,753,728.46
101-0000-23000-000000	ACCRUED PAYROLL	(3,568,982.18)	74,112,320.11	70,543,337.93	0.00
101-0000-23118-000000	CRANSTON T.D.I.	(2,123.35)	48,724.22	50,323.17	(3,722.30)
101-0000-23120-000000	MARRIAGE LICENSE-STATE SHARE	144.00	3,888.00	4,752.00	(720.00)
101-0000-23121-000000	VITAL RECORDS-STATE SHARE	1,139.00	19,680.00	23,400.00	(2,581.00)
101-0000-23122-000000	VITAL RECORDS MAIL-STATE SHARE	(55.00)	0.00	33.00	(88.00)
101-0000-23123-000000	VITAL REC ADD'L COPY-STATE SHARE	216.00	29,223.00	35,541.00	(6,102.00)
101-0000-23124-000000	DEED STATE	5,013.05	1,482,397.93	1,730,783.61	(243,372.63)
101-0000-23125-000000	DEED > 800	(138.00)	64,709.85	89,834.85	(25,263.00)
101-0000-23127-000000	HISTORICAL STATE LIABILITY	(4,832.53)	20,493.52	23,500.38	(7,839.39)
101-0000-26201-000000	DUE TO OTHER FUNDS	0.00	1,004,829.88	1,004,829.88	0.00
101-0000-26222-000000	DUE TO OTHER FUNDS - DEPOSITS	0.00	81,265,029.73	81,265,291.14	(261.41)
101-0000-27000-000000	LEASE RECEIVABLE-DEFERRED INFLOW	(510,425.00)	0.00	0.00	(510,425.00)
101-0000-27110-000000	DEFERRED REV-COLLECTION IN ADV	(949,855.58)	949,855.58	0.00	0.00
101-0000-27115-000000	DEFERRED REVENUE	(2,556,107.82)	198,297,328.21	200,771,019.66	(5,029,799.27)
101-0000-27130-000000	DEFERRED REVENUE-OTHER	(1,003,955.04)	215,000.00	5,000.00	(793,955.04)
<b>_Total_0000</b>		<b>(520,489.21)</b>	<b>397,576,347.91</b>	<b>397,926,687.66</b>	<b>(870,828.96)</b>
<b>_Total_Liabilities</b>		<b>(520,489.21)</b>	<b>397,576,347.91</b>	<b>397,926,687.66</b>	<b>(870,828.96)</b>
101-0000-30000-000000	BUDGETARY RESERVE FOR ENCUMBRAN	0.00	6,600,967.95	8,224,811.21	(1,623,843.26)
101-0000-30100-000000	ENCUMBRANCE CONTROL	0.00	8,224,811.21	6,600,967.95	1,623,843.26
101-0000-30200-000000	REVENUE CONTROL	0.00	18,354,922.86	315,076,228.59	(296,721,305.73)
101-0000-30300-000000	EXPENDITURE CONTROL	0.00	305,820,704.50	20,787,396.42	285,033,308.08
101-0000-31404-000000	F/B-UNASSIGNED	(14,116,236.46)	0.00	0.00	(14,116,236.46)
<b>_Total_0000</b>		<b>(14,116,236.46)</b>	<b>339,001,406.52</b>	<b>350,689,404.17</b>	<b>(25,804,234.11)</b>
<b>_Total_Fund Equity</b>		<b>(14,116,236.46)</b>	<b>339,001,406.52</b>	<b>350,689,404.17</b>	<b>(25,804,234.11)</b>
<b>_Total_101 GENERAL FUND</b>		<b>0.00</b>	<b>2,139,511,864.07</b>	<b>2,139,511,864.07</b>	<b>0.00</b>
103-0000-11200-000000	CASH	4,133.78	844.97	116.38	4,862.37
103-0000-12205-000000	INVESTMENT-BANK RI	739.33	14.72	754.05	0.00
<b>_Total_0000</b>		<b>4,873.11</b>	<b>859.69</b>	<b>870.43</b>	<b>4,862.37</b>
<b>_Total_Assets</b>		<b>4,873.11</b>	<b>859.69</b>	<b>870.43</b>	<b>4,862.37</b>
103-0000-30200-000000	REVENUE CONTROL	0.00	129.30	118.56	10.74
103-0000-31404-000000	F/B-UNASSIGNED	(4,873.11)	0.00	0.00	(4,873.11)
<b>_Total_0000</b>		<b>(4,873.11)</b>	<b>129.30</b>	<b>118.56</b>	<b>(4,862.37)</b>
<b>_Total_Fund Equity</b>		<b>(4,873.11)</b>	<b>129.30</b>	<b>118.56</b>	<b>(4,862.37)</b>
<b>_Total_103 HEALTH CARE STABILIZATION FUND</b>		<b>0.00</b>	<b>988.99</b>	<b>988.99</b>	<b>0.00</b>
104-0000-11200-000000	CASH	304,057.67	7,613.64	0.00	311,671.31
<b>_Total_0000</b>		<b>304,057.67</b>	<b>7,613.64</b>	<b>0.00</b>	<b>311,671.31</b>
<b>_Total_Assets</b>		<b>304,057.67</b>	<b>7,613.64</b>	<b>0.00</b>	<b>311,671.31</b>
104-0000-30200-000000	REVENUE CONTROL	0.00	0.00	7,613.64	(7,613.64)
104-0000-31404-000000	F/B-UNASSIGNED	(304,057.67)	0.00	0.00	(304,057.67)
<b>_Total_0000</b>		<b>(304,057.67)</b>	<b>0.00</b>	<b>7,613.64</b>	<b>(311,671.31)</b>
<b>_Total_Fund Equity</b>		<b>(304,057.67)</b>	<b>0.00</b>	<b>7,613.64</b>	<b>(311,671.31)</b>
<b>_Total_104 SNOW AND ICE INSURANCE FUND</b>		<b>0.00</b>	<b>7,613.64</b>	<b>7,613.64</b>	<b>0.00</b>

City of Cranston  
YTD Trial Balance  
Fiscal Year: 2026 As of April 22, 2026

Account Number	Description	Beginning Balance	Debits	Credits	Ending Balance
105-0000-11200-000000	CASH	17,671.98	442.50	0.00	18,114.48
<b>_Total_0000</b>		<b>17,671.98</b>	<b>442.50</b>	<b>0.00</b>	<b>18,114.48</b>
<b>_Total_Assets</b>		<b>17,671.98</b>	<b>442.50</b>	<b>0.00</b>	<b>18,114.48</b>
105-0000-30200-000000	REVENUE CONTROL	0.00	0.00	442.50	(442.50)
105-0000-31404-000000	F/B-UNASSIGNED	(17,671.98)	0.00	0.00	(17,671.98)
<b>_Total_0000</b>		<b>(17,671.98)</b>	<b>0.00</b>	<b>442.50</b>	<b>(18,114.48)</b>
<b>_Total_Fund Equity</b>		<b>(17,671.98)</b>	<b>0.00</b>	<b>442.50</b>	<b>(18,114.48)</b>
<b>_Total_105 PUBLIC FACILITES MGMT. FOUND.</b>		<b>0.00</b>	<b>442.50</b>	<b>442.50</b>	<b>0.00</b>
106-0000-11200-000000	CASH	7,020.70	175.80	0.00	7,196.50
<b>_Total_0000</b>		<b>7,020.70</b>	<b>175.80</b>	<b>0.00</b>	<b>7,196.50</b>
<b>_Total_Assets</b>		<b>7,020.70</b>	<b>175.80</b>	<b>0.00</b>	<b>7,196.50</b>
106-0000-30200-000000	REVENUE CONTROL	0.00	0.00	175.80	(175.80)
106-0000-31404-000000	F/B-UNASSIGNED	(7,020.70)	0.00	0.00	(7,020.70)
<b>_Total_0000</b>		<b>(7,020.70)</b>	<b>0.00</b>	<b>175.80</b>	<b>(7,196.50)</b>
<b>_Total_Fund Equity</b>		<b>(7,020.70)</b>	<b>0.00</b>	<b>175.80</b>	<b>(7,196.50)</b>
<b>_Total_106 JUVENILE HEARING BOARD</b>		<b>0.00</b>	<b>175.80</b>	<b>175.80</b>	<b>0.00</b>
107-0000-11200-000000	CASH	166,100.39	5,844.16	26,566.73	145,377.82
<b>_Total_0000</b>		<b>166,100.39</b>	<b>5,844.16</b>	<b>26,566.73</b>	<b>145,377.82</b>
<b>_Total_Assets</b>		<b>166,100.39</b>	<b>5,844.16</b>	<b>26,566.73</b>	<b>145,377.82</b>
107-0000-26201-000000	DUE TO OTHER FUNDS	5,563.12	26,566.73	32,129.85	0.00
<b>_Total_0000</b>		<b>5,563.12</b>	<b>26,566.73</b>	<b>32,129.85</b>	<b>0.00</b>
<b>_Total_Liabilities</b>		<b>5,563.12</b>	<b>26,566.73</b>	<b>32,129.85</b>	<b>0.00</b>
107-0000-30200-000000	REVENUE CONTROL	0.00	0.00	281.04	(281.04)
107-0000-30300-000000	EXPENDITURE CONTROL	0.00	26,566.73	0.00	26,566.73
107-0000-31404-000000	F/B-UNASSIGNED	(171,663.51)	0.00	0.00	(171,663.51)
<b>_Total_0000</b>		<b>(171,663.51)</b>	<b>26,566.73</b>	<b>281.04</b>	<b>(145,377.82)</b>
<b>_Total_Fund Equity</b>		<b>(171,663.51)</b>	<b>26,566.73</b>	<b>281.04</b>	<b>(145,377.82)</b>
<b>_Total_107 LIBRARY RESERVE</b>		<b>0.00</b>	<b>58,977.62</b>	<b>58,977.62</b>	<b>0.00</b>
110-0000-11200-000000	CASH	0.00	9,848.20	11,872.68	(2,024.48)
110-0000-11200-110100	CASH	0.00	277,345.63	277,345.63	0.00
110-0000-16999-000000	DUE FROM OTHER FUNDS	0.00	15,104.00	15,104.00	0.00
<b>_Total_0000</b>		<b>0.00</b>	<b>302,297.83</b>	<b>304,322.31</b>	<b>(2,024.48)</b>
110-1108-11200-000000	CASH	0.00	38,291.18	35,634.47	2,656.71
<b>_Total_1108 BOARD OF CANVASSERS</b>		<b>0.00</b>	<b>38,291.18</b>	<b>35,634.47</b>	<b>2,656.71</b>
<b>_Total_Assets</b>		<b>0.00</b>	<b>340,589.01</b>	<b>339,956.78</b>	<b>632.23</b>
110-0000-21000-000000	ACCOUNTS PAYABLE	(44,589.51)	344,543.78	299,954.27	0.00
110-0000-26201-000000	DUE TO OTHER FUNDS	(74,621.45)	319,300.39	279,356.42	(34,677.48)
<b>_Total_0000</b>		<b>(119,210.96)</b>	<b>663,844.17</b>	<b>579,310.69</b>	<b>(34,677.48)</b>
<b>_Total_Liabilities</b>		<b>(119,210.96)</b>	<b>663,844.17</b>	<b>579,310.69</b>	<b>(34,677.48)</b>
110-0000-30000-000000	BUDGETARY RESERVE FOR ENCUMBRAN	0.00	43,802.83	43,802.83	0.00
110-0000-30100-000000	ENCUMBRANCE CONTROL	0.00	43,802.83	43,802.83	0.00
110-0000-30200-000000	REVENUE CONTROL	0.00	26,614.50	343,192.39	(316,577.89)
110-0000-30300-000000	EXPENDITURE CONTROL	0.00	260,452.65	29,040.47	231,412.18
110-0000-31404-000000	F/B-UNASSIGNED	119,210.96	0.00	0.00	119,210.96

City of Cranston  
YTD Trial Balance  
Fiscal Year: 2026 As of April 22, 2026

Account Number	Description	Beginning Balance	Debits	Credits	Ending Balance
<b>_Total_0000</b>		<b>119,210.96</b>	<b>374,672.81</b>	<b>459,838.52</b>	<b>34,045.25</b>
<b>_Total_Fund Equity</b>		<b>119,210.96</b>	<b>374,672.81</b>	<b>459,838.52</b>	<b>34,045.25</b>
<b>_Total_110 NON PUBLIC SAFETY GRANTS</b>		<b>0.00</b>	<b>1,379,105.99</b>	<b>1,379,105.99</b>	<b>0.00</b>
200-2000-11200-000000 CASH		0.00	416.84	416.84	0.00
200-2000-11200-200008 CASH		5,044,202.41	25,018,641.85	30,717,543.21	(654,698.95)
200-2000-11200-200009 CASH		(4,891,904.41)	29,166,991.33	25,267,910.69	(992,823.77)
200-2000-12206-200008 INVESTMENT-OSIP		5,029,831.54	33,547,643.03	38,257,803.86	319,670.71
200-2000-12206-200009 INVESTMENT-OSIP		0.00	11,989,465.81	4,789,465.81	7,200,000.00
200-2000-12800-200008 CAPITALIZED INTEREST		638,645.65	328,559.54	645,457.42	321,747.77
200-2000-12800-200009 CAPITALIZED INTEREST		0.00	75,752.23	0.00	75,752.23
<b>_Total_2000 SCHOOL BOND FUND</b>		<b>5,820,775.19</b>	<b>100,127,470.63</b>	<b>99,678,597.83</b>	<b>6,269,647.99</b>
200-6371-11200-200009 CASH		0.00	4,866,160.78	4,866,160.78	0.00
<b>_Total_6371 EDEN PARK</b>		<b>0.00</b>	<b>4,866,160.78</b>	<b>4,866,160.78</b>	<b>0.00</b>
200-6374-11200-200008 CASH		0.00	837,006.89	837,006.89	0.00
200-6374-11200-200009 CASH		0.00	762,450.54	762,450.54	0.00
<b>_Total_6374 GLADSTONE AT BARROWS</b>		<b>0.00</b>	<b>1,599,457.43</b>	<b>1,599,457.43</b>	<b>0.00</b>
200-6388-11200-200009 CASH		0.00	60,070.00	60,070.00	0.00
<b>_Total_6388 CHSE - CRANSTON HIGH SCHOOL EAST</b>		<b>0.00</b>	<b>60,070.00</b>	<b>60,070.00</b>	<b>0.00</b>
200-6390-11200-200009 CASH		0.00	7,081.00	7,081.00	0.00
<b>_Total_6390 CHSW</b>		<b>0.00</b>	<b>7,081.00</b>	<b>7,081.00</b>	<b>0.00</b>
200-6392-11200-200009 CASH		0.00	1,403,942.08	1,403,942.08	0.00
<b>_Total_6392 APPRENTICESHIP EXPLORIATION SCHOOL</b>		<b>0.00</b>	<b>1,403,942.08</b>	<b>1,403,942.08</b>	<b>0.00</b>
<b>_Total_Assets</b>		<b>5,820,775.19</b>	<b>108,064,181.92</b>	<b>107,615,309.12</b>	<b>6,269,647.99</b>
200-2000-21000-000000 ACCOUNTS PAYABLE		(6,780,924.84)	29,286,446.48	22,505,521.64	0.00
200-2000-21100-000000 RETAINAGE PAYABLE		(946,329.63)	0.00	0.00	(946,329.63)
200-2000-21110-000000 CURRENT YEAR ACCOUNTS PAYABLE		2,644,080.43	0.00	2,644,080.43	0.00
200-2000-26222-000000 DUE TO OTHER FUNDS - DEPOSITS		0.00	30,444,500.00	30,444,500.00	0.00
200-2000-28100-200008 BOND ANTICIP NOTES PAY		(69,977,440.00)	69,977,440.00	80,920,275.00	(80,920,275.00)
200-2000-28100-200009 BOND ANTICIP NOTES PAY		0.00	0.00	19,057,165.00	(19,057,165.00)
200-2000-28101-200008 BOND ANTICIPATION NOTE PREMIUM		(844,628.00)	844,628.00	0.00	0.00
<b>_Total_2000 SCHOOL BOND FUND</b>		<b>(75,905,242.04)</b>	<b>130,553,014.48</b>	<b>155,571,542.07</b>	<b>(100,923,769.63)</b>
<b>_Total_Liabilities</b>		<b>(75,905,242.04)</b>	<b>130,553,014.48</b>	<b>155,571,542.07</b>	<b>(100,923,769.63)</b>
200-2000-30000-000000 BUDGETARY RESERVE FOR ENCUMBRAN		0.00	22,494,531.64	40,003,484.77	(17,508,953.13)
200-2000-30100-000000 ENCUMBRANCE CONTROL		0.00	40,003,484.77	22,494,531.64	17,508,953.13
200-2000-30200-000000 REVENUE CONTROL		0.00	474,012.44	1,877,288.09	(1,403,275.65)
200-2000-30300-000000 EXPENDITURE CONTROL		0.00	27,940,990.07	1,968,059.63	25,972,930.44
200-2000-31404-000000 F/B-UNASSIGNED		70,084,466.85	0.00	0.00	70,084,466.85
<b>_Total_2000 SCHOOL BOND FUND</b>		<b>70,084,466.85</b>	<b>90,913,018.92</b>	<b>66,343,364.13</b>	<b>94,654,121.64</b>
<b>_Total_Fund Equity</b>		<b>70,084,466.85</b>	<b>90,913,018.92</b>	<b>66,343,364.13</b>	<b>94,654,121.64</b>
<b>_Total_200 SCHOOL BOND FUND</b>		<b>0.00</b>	<b>329,530,215.32</b>	<b>329,530,215.32</b>	<b>0.00</b>
201-2010-11200-000000 CASH		0.00	19,500.00	19,500.00	0.00
201-2010-11200-201002 CASH		(1,980.00)	62,578.22	56,125.90	4,472.32
201-2010-11200-201003 CASH		3,707.98	92.76	104.01	3,696.73
201-2010-11200-201004 CASH		215,301.79	2,000,212.17	2,194,591.31	20,922.65
201-2010-11200-201005 CASH		93,164.39	174.54	51,859.09	41,479.84
201-2010-11200-201006 CASH		105,025.07	120.27	105,145.34	0.00
201-2010-11200-201007 CASH		257,811.76	104.14	257,915.90	0.00
201-2010-11200-201999 CASH		122,524.96	74,127.21	127,856.65	68,795.52
201-2010-16999-000000 DUE FROM OTHER FUNDS		6,452.32	1,000,000.00	1,006,452.32	0.00
<b>_Total_2010 POLICE AND FIRE BOND FUND</b>		<b>802,008.27</b>	<b>3,156,909.31</b>	<b>3,819,550.52</b>	<b>139,367.06</b>
201-4020-11200-201004 CASH		0.00	2,000,000.00	2,000,000.00	0.00

City of Cranston  
YTD Trial Balance  
Fiscal Year: 2026 As of April 22, 2026

Account Number	Description	Beginning Balance	Debits	Credits	Ending Balance
<b>_Total_4020 FIRE - GRANTS/DONATIONS</b>		<b>0.00</b>	<b>2,000,000.00</b>	<b>2,000,000.00</b>	<b>0.00</b>
201-6353-11200-201004 CASH		0.00	75,374.40	75,374.40	0.00
<b>_Total_6353 FIRE STATION 4</b>		<b>0.00</b>	<b>75,374.40</b>	<b>75,374.40</b>	<b>0.00</b>
201-6354-11200-201004 CASH		0.00	16,800.00	16,800.00	0.00
<b>_Total_6354 FIRE STATION 5 - OAKLAWN</b>		<b>0.00</b>	<b>16,800.00</b>	<b>16,800.00</b>	<b>0.00</b>
201-6360-11200-201007 CASH		0.00	203,025.00	203,025.00	0.00
<b>_Total_6360 POLICE STATION</b>		<b>0.00</b>	<b>203,025.00</b>	<b>203,025.00</b>	<b>0.00</b>
<b>_Total_Assets</b>		<b>802,008.27</b>	<b>5,452,108.71</b>	<b>6,114,749.92</b>	<b>139,367.06</b>
201-2010-21000-000000 ACCOUNTS PAYABLE		(374.40)	1,790,674.24	1,790,299.84	0.00
201-2010-26201-000000 DUE TO OTHER FUNDS		0.00	1,001,956.95	1,108,356.95	(106,400.00)
<b>_Total_2010 POLICE AND FIRE BOND FUND</b>		<b>(374.40)</b>	<b>2,792,631.19</b>	<b>2,898,656.79</b>	<b>(106,400.00)</b>
<b>_Total_Liabilities</b>		<b>(374.40)</b>	<b>2,792,631.19</b>	<b>2,898,656.79</b>	<b>(106,400.00)</b>
201-2010-30000-000000 BUDGETARY RESERVE FOR ENCUMBRAN		0.00	1,738,310.74	1,966,370.74	(228,060.00)
201-2010-30100-000000 ENCUMBRANCE CONTROL		0.00	1,966,370.74	1,738,310.74	228,060.00
201-2010-30200-000000 REVENUE CONTROL		0.00	1,006.22	1,003,139.25	(1,002,133.03)
201-2010-30300-000000 EXPENDITURE CONTROL		0.00	1,790,299.84	19,500.00	1,770,799.84
201-2010-31404-000000 F/B-UNASSIGNED		(801,633.87)	0.00	0.00	(801,633.87)
<b>_Total_2010 POLICE AND FIRE BOND FUND</b>		<b>(801,633.87)</b>	<b>5,495,987.54</b>	<b>4,727,320.73</b>	<b>(32,967.06)</b>
<b>_Total_Fund Equity</b>		<b>(801,633.87)</b>	<b>5,495,987.54</b>	<b>4,727,320.73</b>	<b>(32,967.06)</b>
<b>_Total_201 POLICE AND FIRE BOND FUND</b>		<b>0.00</b>	<b>13,740,727.44</b>	<b>13,740,727.44</b>	<b>0.00</b>
202-2020-11200-000000 CASH		0.00	12,904.64	12,904.64	0.00
202-2020-11200-202003 CASH		166,403.16	310,108.13	476,441.71	69.58
202-2020-11200-202999 CASH		1,478,273.96	36,167.50	126,610.22	1,387,831.24
<b>_Total_2020 PUBLIC BUILDING BOND FUND</b>		<b>1,644,677.12</b>	<b>359,180.27</b>	<b>615,956.57</b>	<b>1,387,900.82</b>
202-6359-11200-202003 CASH		0.00	229,050.00	229,050.00	0.00
<b>_Total_6359 ICE RINK</b>		<b>0.00</b>	<b>229,050.00</b>	<b>229,050.00</b>	<b>0.00</b>
202-6360-11200-202999 CASH		0.00	126,610.22	126,610.22	0.00
<b>_Total_6360 POLICE STATION</b>		<b>0.00</b>	<b>126,610.22</b>	<b>126,610.22</b>	<b>0.00</b>
202-6364-11200-202003 CASH		0.00	166,619.03	166,619.03	0.00
<b>_Total_6364 COMMUNITY YOUTH CENTER</b>		<b>0.00</b>	<b>166,619.03</b>	<b>166,619.03</b>	<b>0.00</b>
<b>_Total_Assets</b>		<b>1,644,677.12</b>	<b>881,459.52</b>	<b>1,138,235.82</b>	<b>1,387,900.82</b>
202-2020-21000-000000 ACCOUNTS PAYABLE		(120,475.46)	587,047.33	466,571.87	0.00
202-2020-26201-000000 DUE TO OTHER FUNDS		(8,618.47)	8,618.47	302,758.49	(302,758.49)
<b>_Total_2020 PUBLIC BUILDING BOND FUND</b>		<b>(129,093.93)</b>	<b>595,665.80</b>	<b>769,330.36</b>	<b>(302,758.49)</b>
<b>_Total_Liabilities</b>		<b>(129,093.93)</b>	<b>595,665.80</b>	<b>769,330.36</b>	<b>(302,758.49)</b>
202-2020-30000-000000 BUDGETARY RESERVE FOR ENCUMBRAN		0.00	465,082.96	482,955.81	(17,872.85)
202-2020-30100-000000 ENCUMBRANCE CONTROL		0.00	482,955.81	465,082.96	17,872.85
202-2020-30200-000000 REVENUE CONTROL		0.00	933.81	37,064.82	(36,131.01)
202-2020-30300-000000 EXPENDITURE CONTROL		0.00	466,571.87	0.00	466,571.87
202-2020-31404-000000 F/B-UNASSIGNED		(1,515,583.19)	0.00	0.00	(1,515,583.19)
<b>_Total_2020 PUBLIC BUILDING BOND FUND</b>		<b>(1,515,583.19)</b>	<b>1,415,544.45</b>	<b>985,103.59</b>	<b>(1,085,142.33)</b>
<b>_Total_Fund Equity</b>		<b>(1,515,583.19)</b>	<b>1,415,544.45</b>	<b>985,103.59</b>	<b>(1,085,142.33)</b>
<b>_Total_202 PUBLIC BUILDING BOND FUND</b>		<b>0.00</b>	<b>2,892,669.77</b>	<b>2,892,669.77</b>	<b>0.00</b>
203-2030-11200-000000 CASH		0.00	10,000.00	10,000.00	0.00
203-2030-11200-203004 CASH		30,710.95	19,231.39	49,942.34	0.00
203-2030-11200-203005 CASH		75,529.16	67.61	55,078.79	20,517.98
203-2030-11200-203006 CASH		4,549,326.95	902,044.70	4,935,741.21	515,630.44

City of Cranston  
YTD Trial Balance  
Fiscal Year: 2026 As of April 22, 2026

Account Number	Description	Beginning Balance	Debits	Credits	Ending Balance
203-2030-11200-203999 CASH		1,480,989.49	5,043,044.87	2,616,433.47	3,907,600.89
<b>_Total_2030 RECREATION BOND FUND</b>		<b>6,136,556.55</b>	<b>5,974,388.57</b>	<b>7,667,195.81</b>	<b>4,443,749.31</b>
203-6300-11200-203006 CASH		0.00	345,883.66	345,883.66	0.00
<b>_Total_6300 EQUIPMENT</b>		<b>0.00</b>	<b>345,883.66</b>	<b>345,883.66</b>	<b>0.00</b>
203-6304-11200-203999 CASH		0.00	33,821.00	33,821.00	0.00
<b>_Total_6304 CRANSTON PARK - BEACHMONT</b>		<b>0.00</b>	<b>33,821.00</b>	<b>33,821.00</b>	<b>0.00</b>
203-6307-11200-203006 CASH		0.00	243,835.19	243,835.19	0.00
203-6307-11200-203999 CASH		0.00	1,935,484.89	2,055,316.66	(119,831.77)
<b>_Total_6307 BUDLONG POOL</b>		<b>0.00</b>	<b>2,179,320.08</b>	<b>2,299,151.85</b>	<b>(119,831.77)</b>
203-6310-11200-203999 CASH		0.00	50,940.00	50,940.00	0.00
<b>_Total_6310 VILLAGE PLAYGROUND</b>		<b>0.00</b>	<b>50,940.00</b>	<b>50,940.00</b>	<b>0.00</b>
203-6313-11200-203999 CASH		0.00	118,403.28	118,403.28	0.00
<b>_Total_6313 CRANSTON STADIUM</b>		<b>0.00</b>	<b>118,403.28</b>	<b>118,403.28</b>	<b>0.00</b>
203-6314-11200-203006 CASH		0.00	112,807.36	112,807.36	0.00
<b>_Total_6314 CRANSTON WEST</b>		<b>0.00</b>	<b>112,807.36</b>	<b>112,807.36</b>	<b>0.00</b>
203-6316-11200-203006 CASH		0.00	18,495.00	18,495.00	0.00
203-6316-11200-203999 CASH		0.00	117,003.28	117,003.28	0.00
<b>_Total_6316 DORIC</b>		<b>0.00</b>	<b>135,498.28</b>	<b>135,498.28</b>	<b>0.00</b>
203-6317-11200-203006 CASH		0.00	58,695.00	58,695.00	0.00
<b>_Total_6317 DUTEMPLE</b>		<b>0.00</b>	<b>58,695.00</b>	<b>58,695.00</b>	<b>0.00</b>
203-6323-11200-203006 CASH		0.00	95,600.00	95,600.00	0.00
<b>_Total_6323 GARDEN CITY</b>		<b>0.00</b>	<b>95,600.00</b>	<b>95,600.00</b>	<b>0.00</b>
203-6330-11200-203999 CASH		0.00	31,524.00	31,524.00	0.00
<b>_Total_6330 NARRAGANSETT</b>		<b>0.00</b>	<b>31,524.00</b>	<b>31,524.00</b>	<b>0.00</b>
203-6334-11200-203006 CASH		0.00	4,995.00	4,995.00	0.00
203-6334-11200-203999 CASH		0.00	59,650.00	59,650.00	0.00
<b>_Total_6334 PARK VIEW</b>		<b>0.00</b>	<b>64,645.00</b>	<b>64,645.00</b>	<b>0.00</b>
203-6338-11200-203999 CASH		0.00	59,650.00	59,650.00	0.00
<b>_Total_6338 SANDERS</b>		<b>0.00</b>	<b>59,650.00</b>	<b>59,650.00</b>	<b>0.00</b>
203-6342-11200-203006 CASH		0.00	105,790.41	105,790.41	0.00
<b>_Total_6342 STADIUM</b>		<b>0.00</b>	<b>105,790.41</b>	<b>105,790.41</b>	<b>0.00</b>
203-6396-11200-203999 CASH		0.00	48,500.00	48,500.00	0.00
<b>_Total_6396 CHAFEE COMPLEX</b>		<b>0.00</b>	<b>48,500.00</b>	<b>48,500.00</b>	<b>0.00</b>
<b>_Total_Assets</b>		<b>6,136,556.55</b>	<b>9,415,466.64</b>	<b>11,228,105.65</b>	<b>4,323,917.54</b>
203-2030-21000-000000 ACCOUNTS PAYABLE		(291,686.41)	3,780,654.51	3,488,968.10	0.00
203-2030-26201-000000 DUE TO OTHER FUNDS		0.00	6.45	1,622,223.41	(1,622,216.96)
<b>_Total_2030 RECREATION BOND FUND</b>		<b>(291,686.41)</b>	<b>3,780,660.96</b>	<b>5,111,191.51</b>	<b>(1,622,216.96)</b>
<b>_Total_Liabilities</b>		<b>(291,686.41)</b>	<b>3,780,660.96</b>	<b>5,111,191.51</b>	<b>(1,622,216.96)</b>
203-2030-30000-000000 BUDGETARY RESERVE FOR ENCUMBRAN		0.00	3,454,265.06	4,575,074.97	(1,120,809.91)
203-2030-30100-000000 ENCUMBRANCE CONTROL		0.00	4,575,074.97	3,454,265.06	1,120,809.91
203-2030-30200-000000 REVENUE CONTROL		0.00	16,370.71	50,615.82	(34,245.11)
203-2030-30300-000000 EXPENDITURE CONTROL		0.00	7,347,360.82	4,169,946.15	3,177,414.67
203-2030-31404-000000 F/B-UNASSIGNED		(5,844,870.14)	0.00	0.00	(5,844,870.14)
<b>_Total_2030 RECREATION BOND FUND</b>		<b>(5,844,870.14)</b>	<b>15,393,071.56</b>	<b>12,249,902.00</b>	<b>(2,701,700.58)</b>
<b>_Total_Fund Equity</b>		<b>(5,844,870.14)</b>	<b>15,393,071.56</b>	<b>12,249,902.00</b>	<b>(2,701,700.58)</b>
<b>_Total_203 RECREATION BOND FUND</b>		<b>0.00</b>	<b>28,589,199.16</b>	<b>28,589,199.16</b>	<b>0.00</b>

City of Cranston  
YTD Trial Balance  
Fiscal Year: 2026 As of April 22, 2026

Account Number	Description	Beginning Balance	Debits	Credits	Ending Balance
204-2040-11200-000000	CASH	0.00	96,472.50	96,472.50	0.00
204-2040-11200-204007	CASH	393,178.20	1,551,819.46	1,730,119.12	214,878.54
204-2040-11200-204008	CASH	732,563.38	1,841,400.09	2,567,435.66	6,527.81
204-2040-11200-204999	CASH	831,471.95	8,259.50	666,780.75	172,950.70
<b>_Total_2040 HIGHWAY BOND FUND</b>		<b>1,957,213.53</b>	<b>3,497,951.55</b>	<b>5,060,808.03</b>	<b>394,357.05</b>
204-6401-11200-204008	CASH	0.00	964,784.57	970,944.57	(6,160.00)
<b>_Total_6401 KNIGHTSVILLE PHASE II</b>		<b>0.00</b>	<b>964,784.57</b>	<b>970,944.57</b>	<b>(6,160.00)</b>
204-6402-11200-204007	CASH	0.00	129,695.98	129,695.98	0.00
<b>_Total_6402 MAIN ST - STREETSCAPE</b>		<b>0.00</b>	<b>129,695.98</b>	<b>129,695.98</b>	<b>0.00</b>
204-6403-11200-204007	CASH	0.00	1,311,561.30	1,311,561.30	0.00
<b>_Total_6403 RHODE RESTORE</b>		<b>0.00</b>	<b>1,311,561.30</b>	<b>1,311,561.30</b>	<b>0.00</b>
<b>_Total_Assets</b>		<b>1,957,213.53</b>	<b>5,903,993.40</b>	<b>7,473,009.88</b>	<b>388,197.05</b>
204-2040-21000-000000	ACCOUNTS PAYABLE	(50,275.20)	4,208,878.19	4,158,602.99	0.00
204-2040-21100-000000	RETAINAGE PAYABLE	(28,873.94)	0.00	0.00	(28,873.94)
204-2040-26201-000000	DUE TO OTHER FUNDS	0.00	1,145,414.31	3,066,837.87	(1,921,423.56)
204-2040-28100-204007	BOND ANTICIP NOTES PAY	(1,022,560.00)	1,022,560.00	22,560.00	(22,560.00)
204-2040-28100-204008	BOND ANTICIP NOTES PAY	(4,000,000.00)	4,000,000.00	0.00	0.00
204-2040-28101-000000	BOND ANTICIPATION NOTE PREMIUM	(60,622.00)	60,622.00	0.00	0.00
<b>_Total_2040 HIGHWAY BOND FUND</b>		<b>(5,162,331.14)</b>	<b>10,437,474.50</b>	<b>7,248,000.86</b>	<b>(1,972,857.50)</b>
<b>_Total_Liabilities</b>		<b>(5,162,331.14)</b>	<b>10,437,474.50</b>	<b>7,248,000.86</b>	<b>(1,972,857.50)</b>
204-2040-30000-000000	BUDGETARY RESERVE FOR ENCUMBRAN	0.00	4,719,650.44	7,688,046.27	(2,968,395.83)
204-2040-30100-000000	ENCUMBRANCE CONTROL	0.00	7,688,046.27	4,719,650.44	2,968,395.83
204-2040-30200-000000	REVENUE CONTROL	0.00	23,030.89	6,597,485.44	(6,574,454.55)
204-2040-30300-000000	EXPENDITURE CONTROL	0.00	5,147,736.69	193,739.30	4,953,997.39
204-2040-31404-000000	F/B-UNASSIGNED	3,205,117.61	0.00	0.00	3,205,117.61
<b>_Total_2040 HIGHWAY BOND FUND</b>		<b>3,205,117.61</b>	<b>17,578,464.29</b>	<b>19,198,921.45</b>	<b>1,584,660.45</b>
<b>_Total_Fund Equity</b>		<b>3,205,117.61</b>	<b>17,578,464.29</b>	<b>19,198,921.45</b>	<b>1,584,660.45</b>
<b>_Total_204 HIGHWAY BOND FUND</b>		<b>0.00</b>	<b>33,919,932.19</b>	<b>33,919,932.19</b>	<b>0.00</b>
205-2050-11200-205002	CASH	9.62	347,250.82	347,260.44	0.00
205-2050-11200-205999	CASH	0.00	677,356.28	580,276.85	97,079.43
<b>_Total_2050 STORM DRAINS BOND FUND</b>		<b>9.62</b>	<b>1,024,607.10</b>	<b>927,537.29</b>	<b>97,079.43</b>
<b>_Total_Assets</b>		<b>9.62</b>	<b>1,024,607.10</b>	<b>927,537.29</b>	<b>97,079.43</b>
205-2050-21000-000000	ACCOUNTS PAYABLE	0.00	719,240.82	719,240.82	0.00
205-2050-26201-000000	DUE TO OTHER FUNDS	0.00	0.00	125,990.00	(125,990.00)
<b>_Total_2050 STORM DRAINS BOND FUND</b>		<b>0.00</b>	<b>719,240.82</b>	<b>845,230.82</b>	<b>(125,990.00)</b>
<b>_Total_Liabilities</b>		<b>0.00</b>	<b>719,240.82</b>	<b>845,230.82</b>	<b>(125,990.00)</b>
205-2050-30000-000000	BUDGETARY RESERVE FOR ENCUMBRAN	0.00	698,766.85	1,288,798.49	(590,031.64)
205-2050-30100-000000	ENCUMBRANCE CONTROL	0.00	1,288,798.49	698,766.85	590,031.64
205-2050-30200-000000	REVENUE CONTROL	0.00	9.62	3,075.53	(3,065.91)
205-2050-30300-000000	EXPENDITURE CONTROL	0.00	907,053.70	875,067.60	31,986.10
205-2050-31404-000000	F/B-UNASSIGNED	(9.62)	0.00	0.00	(9.62)
<b>_Total_2050 STORM DRAINS BOND FUND</b>		<b>(9.62)</b>	<b>2,894,628.66</b>	<b>2,865,708.47</b>	<b>28,910.57</b>
<b>_Total_Fund Equity</b>		<b>(9.62)</b>	<b>2,894,628.66</b>	<b>2,865,708.47</b>	<b>28,910.57</b>
<b>_Total_205 STORM DRAINS BOND FUND</b>		<b>0.00</b>	<b>4,638,476.58</b>	<b>4,638,476.58</b>	<b>0.00</b>
207-2070-11200-207002	CASH	36,808.87	920.85	1,032.51	36,697.21
<b>_Total_2070 LIBRARY BOND FUND</b>		<b>36,808.87</b>	<b>920.85</b>	<b>1,032.51</b>	<b>36,697.21</b>
<b>_Total_Assets</b>		<b>36,808.87</b>	<b>920.85</b>	<b>1,032.51</b>	<b>36,697.21</b>
207-2070-30200-000000	REVENUE CONTROL	0.00	1,032.51	920.85	111.66

City of Cranston  
YTD Trial Balance  
Fiscal Year: 2026 As of April 22, 2026

Account Number	Description	Beginning Balance	Debits	Credits	Ending Balance
207-2070-31404-000000	F/B-UNASSIGNED	(36,808.87)	0.00	0.00	(36,808.87)
<b>_Total_2070</b>	<b>LIBRARY BOND FUND</b>	<b>(36,808.87)</b>	<b>1,032.51</b>	<b>920.85</b>	<b>(36,697.21)</b>
<b>_Total_Fund Equity</b>		<b>(36,808.87)</b>	<b>1,032.51</b>	<b>920.85</b>	<b>(36,697.21)</b>
<b>_Total_207</b>	<b>LIBRARY BOND FUND</b>	<b>0.00</b>	<b>1,953.36</b>	<b>1,953.36</b>	<b>0.00</b>
208-2080-11200-208001	CASH	44,940.32	855.90	28,392.22	17,404.00
<b>_Total_2080</b>	<b>NEIGHBORHOOD INFRASTRUCTURE</b>	<b>44,940.32</b>	<b>855.90</b>	<b>28,392.22</b>	<b>17,404.00</b>
<b>_Total_Assets</b>		<b>44,940.32</b>	<b>855.90</b>	<b>28,392.22</b>	<b>17,404.00</b>
208-2080-21000-000000	ACCOUNTS PAYABLE	0.00	27,400.00	27,400.00	0.00
<b>_Total_2080</b>	<b>NEIGHBORHOOD INFRASTRUCTURE</b>	<b>0.00</b>	<b>27,400.00</b>	<b>27,400.00</b>	<b>0.00</b>
<b>_Total_Liabilities</b>		<b>0.00</b>	<b>27,400.00</b>	<b>27,400.00</b>	<b>0.00</b>
208-2080-30000-000000	BUDGETARY RESERVE FOR ENCUMBRAN	0.00	114,530.33	114,530.33	0.00
208-2080-30100-000000	ENCUMBRANCE CONTROL	0.00	114,530.33	114,530.33	0.00
208-2080-30200-000000	REVENUE CONTROL	0.00	992.22	855.90	136.32
208-2080-30300-000000	EXPENDITURE CONTROL	0.00	27,400.00	0.00	27,400.00
208-2080-31404-000000	F/B-UNASSIGNED	(44,940.32)	0.00	0.00	(44,940.32)
<b>_Total_2080</b>	<b>NEIGHBORHOOD INFRASTRUCTURE</b>	<b>(44,940.32)</b>	<b>257,452.88</b>	<b>229,916.56</b>	<b>(17,404.00)</b>
<b>_Total_Fund Equity</b>		<b>(44,940.32)</b>	<b>257,452.88</b>	<b>229,916.56</b>	<b>(17,404.00)</b>
<b>_Total_208</b>	<b>NEIGHBORHOOD INFRASTRUCTURE</b>	<b>0.00</b>	<b>285,708.78</b>	<b>285,708.78</b>	<b>0.00</b>
209-2090-11200-209002	CASH	39,603.31	990.76	1,110.89	39,483.18
<b>_Total_2090</b>	<b>OPEN SPACE</b>	<b>39,603.31</b>	<b>990.76</b>	<b>1,110.89</b>	<b>39,483.18</b>
<b>_Total_Assets</b>		<b>39,603.31</b>	<b>990.76</b>	<b>1,110.89</b>	<b>39,483.18</b>
209-2090-30200-000000	REVENUE CONTROL	0.00	1,110.89	990.76	120.13
209-2090-31404-000000	F/B-UNASSIGNED	(39,603.31)	0.00	0.00	(39,603.31)
<b>_Total_2090</b>	<b>OPEN SPACE</b>	<b>(39,603.31)</b>	<b>1,110.89</b>	<b>990.76</b>	<b>(39,483.18)</b>
<b>_Total_Fund Equity</b>		<b>(39,603.31)</b>	<b>1,110.89</b>	<b>990.76</b>	<b>(39,483.18)</b>
<b>_Total_209</b>	<b>OPEN SPACE</b>	<b>0.00</b>	<b>2,101.65</b>	<b>2,101.65</b>	<b>0.00</b>
300-3000-11200-000000	CASH	35,060.49	877.92	0.00	35,938.41
<b>_Total_3000</b>	<b>FLOOD MITIGATION-NCRS</b>	<b>35,060.49</b>	<b>877.92</b>	<b>0.00</b>	<b>35,938.41</b>
<b>_Total_Assets</b>		<b>35,060.49</b>	<b>877.92</b>	<b>0.00</b>	<b>35,938.41</b>
300-3000-30200-000000	REVENUE CONTROL	0.00	0.00	877.92	(877.92)
300-3000-31404-000000	F/B-UNASSIGNED	(35,060.49)	0.00	0.00	(35,060.49)
<b>_Total_3000</b>	<b>FLOOD MITIGATION-NCRS</b>	<b>(35,060.49)</b>	<b>0.00</b>	<b>877.92</b>	<b>(35,938.41)</b>
<b>_Total_Fund Equity</b>		<b>(35,060.49)</b>	<b>0.00</b>	<b>877.92</b>	<b>(35,938.41)</b>
<b>_Total_300</b>	<b>FLOOD MITIGATION-NCRS</b>	<b>0.00</b>	<b>877.92</b>	<b>877.92</b>	<b>0.00</b>
301-3010-11200-000000	CASH	8.66	0.22	0.00	8.88
<b>_Total_3010</b>	<b>URBAN DEVELOPMENT ACTION GRANT</b>	<b>8.66</b>	<b>0.22</b>	<b>0.00</b>	<b>8.88</b>
<b>_Total_Assets</b>		<b>8.66</b>	<b>0.22</b>	<b>0.00</b>	<b>8.88</b>
301-3010-30200-000000	REVENUE CONTROL	0.00	0.00	0.22	(0.22)
301-3010-31404-000000	F/B-UNASSIGNED	(8.66)	0.00	0.00	(8.66)
<b>_Total_3010</b>	<b>URBAN DEVELOPMENT ACTION GRANT</b>	<b>(8.66)</b>	<b>0.00</b>	<b>0.22</b>	<b>(8.88)</b>
<b>_Total_Fund Equity</b>		<b>(8.66)</b>	<b>0.00</b>	<b>0.22</b>	<b>(8.88)</b>
<b>_Total_301</b>	<b>URBAN DEVELOPMENT ACTION GRANT</b>	<b>0.00</b>	<b>0.22</b>	<b>0.22</b>	<b>0.00</b>

City of Cranston  
YTD Trial Balance  
Fiscal Year: 2026 As of April 22, 2026

Account Number	Description	Beginning Balance	Debits	Credits	Ending Balance
302-3020-11200-000000	CASH	0.00	77.74	0.00	77.74
302-3020-11200-302001	CASH	1,063,199.08	48,375.91	915.00	1,110,659.99
302-3020-11200-302002	CASH	663,434.72	16,822.94	0.00	680,257.66
302-3020-17100-302001	OTHER RECEIVABLES	378,118.82	2,121.31	16,325.43	363,914.70
<b>_Total_3020 ECON DEVELOPMENT REV. LOAN FND</b>		<b>2,104,752.62</b>	<b>67,397.90</b>	<b>17,240.43</b>	<b>2,154,910.09</b>
<b>_Total_Assets</b>		<b>2,104,752.62</b>	<b>67,397.90</b>	<b>17,240.43</b>	<b>2,154,910.09</b>
302-3020-21000-000000	ACCOUNTS PAYABLE	0.00	915.00	915.00	0.00
302-3020-26201-000000	DUE TO OTHER FUNDS	0.00	0.00	77.74	(77.74)
302-3020-27130-000000	DEFERRED REVENUE-OTHER	(378,118.82)	0.00	0.00	(378,118.82)
<b>_Total_3020 ECON DEVELOPMENT REV. LOAN FND</b>		<b>(378,118.82)</b>	<b>915.00</b>	<b>992.74</b>	<b>(378,196.56)</b>
<b>_Total_Liabilities</b>		<b>(378,118.82)</b>	<b>915.00</b>	<b>992.74</b>	<b>(378,196.56)</b>
302-3020-30200-000000	REVENUE CONTROL	0.00	0.00	50,994.73	(50,994.73)
302-3020-30300-000000	EXPENDITURE CONTROL	0.00	915.00	0.00	915.00
302-3020-31404-000000	F/B-UNASSIGNED	(1,726,633.80)	0.00	0.00	(1,726,633.80)
<b>_Total_3020 ECON DEVELOPMENT REV. LOAN FND</b>		<b>(1,726,633.80)</b>	<b>915.00</b>	<b>50,994.73</b>	<b>(1,776,713.53)</b>
<b>_Total_Fund Equity</b>		<b>(1,726,633.80)</b>	<b>915.00</b>	<b>50,994.73</b>	<b>(1,776,713.53)</b>
<b>_Total_302 ECON DEVELOPMENT REV. LOAN FND</b>		<b>0.00</b>	<b>69,227.90</b>	<b>69,227.90</b>	<b>0.00</b>
303-3030-11200-303001	CASH	72,453.71	64,631.75	45,289.11	91,796.35
303-3030-16999-000000	DUE FROM OTHER FUNDS	0.00	77.74	0.00	77.74
<b>_Total_3030 PUBLIC LIBRARIES</b>		<b>72,453.71</b>	<b>64,709.49</b>	<b>45,289.11</b>	<b>91,874.09</b>
303-3032-11200-000000	CASH	0.00	168.54	246.28	(77.74)
303-3032-11200-303001	CASH	0.00	45,319.96	45,619.88	(299.92)
<b>_Total_3032 PUPLIC LIBRARY GIFT</b>		<b>0.00</b>	<b>45,488.50</b>	<b>45,866.16</b>	<b>(377.66)</b>
<b>_Total_Assets</b>		<b>72,453.71</b>	<b>110,197.99</b>	<b>91,155.27</b>	<b>91,496.43</b>
303-3030-21000-000000	ACCOUNTS PAYABLE	(5,277.03)	45,893.29	40,616.26	0.00
303-3030-26201-000000	DUE TO OTHER FUNDS	7,569.35	60,363.02	62,819.81	5,112.56
<b>_Total_3030 PUBLIC LIBRARIES</b>		<b>2,292.32</b>	<b>106,256.31</b>	<b>103,436.07</b>	<b>5,112.56</b>
<b>_Total_Liabilities</b>		<b>2,292.32</b>	<b>106,256.31</b>	<b>103,436.07</b>	<b>5,112.56</b>
303-3030-30000-000000	BUDGETARY RESERVE FOR ENCUMBRAN	0.00	35,849.56	49,191.56	(13,342.00)
303-3030-30100-000000	ENCUMBRANCE CONTROL	0.00	49,191.56	35,849.56	13,342.00
303-3030-30200-000000	REVENUE CONTROL	0.00	497.00	62,671.96	(62,174.96)
303-3030-30300-000000	EXPENDITURE CONTROL	0.00	40,339.13	27.13	40,312.00
303-3030-31404-000000	F/B-UNASSIGNED	(74,746.03)	0.00	0.00	(74,746.03)
<b>_Total_3030 PUBLIC LIBRARIES</b>		<b>(74,746.03)</b>	<b>125,877.25</b>	<b>147,740.21</b>	<b>(96,608.99)</b>
<b>_Total_Fund Equity</b>		<b>(74,746.03)</b>	<b>125,877.25</b>	<b>147,740.21</b>	<b>(96,608.99)</b>
<b>_Total_303 PUBLIC LIBRARIES</b>		<b>0.00</b>	<b>342,331.55</b>	<b>342,331.55</b>	<b>0.00</b>
380-3800-11200-000000	CASH	665,304.11	657,021.51	708,415.99	613,909.63
380-3800-18203-000000	BUILDINGS	1,265,193.89	0.00	0.00	1,265,193.89
380-3800-18206-000000	MACHINERY & EQUIPMENT	155,870.73	0.00	0.00	155,870.73
380-3800-18220-000000	CONSTRUCTION IN PROGRESS	12,010.00	0.00	0.00	12,010.00
380-3800-18500-000000	ACCUMULATED DEPRECIATION	(776,008.84)	0.00	0.00	(776,008.84)
<b>_Total_3800 ICE RINK FUND</b>		<b>1,322,369.89</b>	<b>657,021.51</b>	<b>708,415.99</b>	<b>1,270,975.41</b>
<b>_Total_Assets</b>		<b>1,322,369.89</b>	<b>657,021.51</b>	<b>708,415.99</b>	<b>1,270,975.41</b>
380-3800-21000-000000	ACCOUNTS PAYABLE	(96,751.08)	445,384.88	348,633.80	0.00
380-3800-23000-000000	ACCRUED PAYROLL	(13,084.30)	264,483.81	251,399.51	0.00
380-3800-26201-000000	DUE TO OTHER FUNDS	(48,586.43)	263,031.11	262,721.49	(48,276.81)
<b>_Total_3800 ICE RINK FUND</b>		<b>(158,421.81)</b>	<b>972,899.80</b>	<b>862,754.80</b>	<b>(48,276.81)</b>
<b>_Total_Liabilities</b>		<b>(158,421.81)</b>	<b>972,899.80</b>	<b>862,754.80</b>	<b>(48,276.81)</b>

City of Cranston  
YTD Trial Balance  
Fiscal Year: 2026 As of April 22, 2026

Account Number	Description	Beginning Balance	Debits	Credits	Ending Balance
380-3800-30000-000000	BUDGETARY RESERVE FOR ENCUMBRAN	0.00	141,708.64	161,549.55	(19,840.91)
380-3800-30100-000000	ENCUMBRANCE CONTROL	0.00	161,549.55	141,708.64	19,840.91
380-3800-30200-000000	REVENUE CONTROL	0.00	0.00	657,021.51	(657,021.51)
380-3800-30300-000000	EXPENDITURE CONTROL	0.00	598,270.99	0.00	598,270.99
380-3800-34100-000000	RETAINED EARNINGS	(1,163,948.08)	0.00	0.00	(1,163,948.08)
<b>_Total_3800 ICE RINK FUND</b>		<b>(1,163,948.08)</b>	<b>901,529.18</b>	<b>960,279.70</b>	<b>(1,222,698.60)</b>
<b>_Total_Fund Equity</b>		<b>(1,163,948.08)</b>	<b>901,529.18</b>	<b>960,279.70</b>	<b>(1,222,698.60)</b>
<b>_Total_380 ICE RINK FUND</b>		<b>0.00</b>	<b>2,531,450.49</b>	<b>2,531,450.49</b>	<b>0.00</b>
400-4000-11200-000000	CASH	14.23	0.35	0.00	14.58
<b>_Total_4000 EMERGENCY MANAGEMENT FUND</b>		<b>14.23</b>	<b>0.35</b>	<b>0.00</b>	<b>14.58</b>
<b>_Total_Assets</b>		<b>14.23</b>	<b>0.35</b>	<b>0.00</b>	<b>14.58</b>
400-4000-30200-000000	REVENUE CONTROL	0.00	0.00	0.35	(0.35)
400-4000-31404-000000	F/B-UNASSIGNED	(14.23)	0.00	0.00	(14.23)
<b>_Total_4000 EMERGENCY MANAGEMENT FUND</b>		<b>(14.23)</b>	<b>0.00</b>	<b>0.35</b>	<b>(14.58)</b>
<b>_Total_Fund Equity</b>		<b>(14.23)</b>	<b>0.00</b>	<b>0.35</b>	<b>(14.58)</b>
<b>_Total_400 EMERGENCY MANAGEMENT FUND</b>		<b>0.00</b>	<b>0.35</b>	<b>0.35</b>	<b>0.00</b>
402-4020-11200-000000	CASH	27,603.23	90,957.91	91,036.12	27,525.02
402-4020-11200-402001	CASH	0.00	42,749.30	42,749.30	0.00
402-4020-11200-402002	CASH	0.00	22,514.86	22,514.86	0.00
<b>_Total_4020 FIRE - GRANTS/DONATIONS</b>		<b>27,603.23</b>	<b>156,222.07</b>	<b>156,300.28</b>	<b>27,525.02</b>
<b>_Total_Assets</b>		<b>27,603.23</b>	<b>156,222.07</b>	<b>156,300.28</b>	<b>27,525.02</b>
402-4020-21000-000000	ACCOUNTS PAYABLE	0.00	94,814.61	94,814.61	0.00
402-4020-26201-000000	DUE TO OTHER FUNDS	11,240.90	81,530.20	92,771.10	0.00
<b>_Total_4020 FIRE - GRANTS/DONATIONS</b>		<b>11,240.90</b>	<b>176,344.81</b>	<b>187,585.71</b>	<b>0.00</b>
<b>_Total_Liabilities</b>		<b>11,240.90</b>	<b>176,344.81</b>	<b>187,585.71</b>	<b>0.00</b>
402-4020-30000-000000	BUDGETARY RESERVE FOR ENCUMBRAN	0.00	90,920.26	90,920.26	0.00
402-4020-30100-000000	ENCUMBRANCE CONTROL	0.00	90,920.26	90,920.26	0.00
402-4020-30200-000000	REVENUE CONTROL	0.00	0.00	81,476.39	(81,476.39)
402-4020-30300-000000	EXPENDITURE CONTROL	0.00	94,088.61	1,293.11	92,795.50
402-4020-31404-000000	F/B-UNASSIGNED	(38,844.13)	0.00	0.00	(38,844.13)
<b>_Total_4020 FIRE - GRANTS/DONATIONS</b>		<b>(38,844.13)</b>	<b>275,929.13</b>	<b>264,610.02</b>	<b>(27,525.02)</b>
<b>_Total_Fund Equity</b>		<b>(38,844.13)</b>	<b>275,929.13</b>	<b>264,610.02</b>	<b>(27,525.02)</b>
<b>_Total_402 FIRE - GRANTS/DONATIONS</b>		<b>0.00</b>	<b>608,496.01</b>	<b>608,496.01</b>	<b>0.00</b>
403-4030-11200-000000	CASH	26,843.32	672.18	0.00	27,515.50
<b>_Total_4030 FIRE REVOLVING LOAN FUND</b>		<b>26,843.32</b>	<b>672.18</b>	<b>0.00</b>	<b>27,515.50</b>
<b>_Total_Assets</b>		<b>26,843.32</b>	<b>672.18</b>	<b>0.00</b>	<b>27,515.50</b>
403-4030-30200-000000	REVENUE CONTROL	0.00	0.00	672.18	(672.18)
403-4030-31404-000000	F/B-UNASSIGNED	(26,843.32)	0.00	0.00	(26,843.32)
<b>_Total_4030 FIRE REVOLVING LOAN FUND</b>		<b>(26,843.32)</b>	<b>0.00</b>	<b>672.18</b>	<b>(27,515.50)</b>
<b>_Total_Fund Equity</b>		<b>(26,843.32)</b>	<b>0.00</b>	<b>672.18</b>	<b>(27,515.50)</b>
<b>_Total_403 FIRE REVOLVING LOAN FUND</b>		<b>0.00</b>	<b>672.18</b>	<b>672.18</b>	<b>0.00</b>
404-0000-11200-000000	CASH	0.00	7,500.00	7,500.00	0.00
<b>_Total_0000</b>		<b>0.00</b>	<b>7,500.00</b>	<b>7,500.00</b>	<b>0.00</b>
404-4040-11200-000000	CASH	5,390.80	48,929.50	40,500.00	13,820.30
<b>_Total_4040 SPECIAL FIRE DUTY FUND</b>		<b>5,390.80</b>	<b>48,929.50</b>	<b>40,500.00</b>	<b>13,820.30</b>

City of Cranston  
YTD Trial Balance  
Fiscal Year: 2026 As of April 22, 2026

Account Number	Description	Beginning Balance	Debits	Credits	Ending Balance
<b>_Total_Assets</b>		<b>5,390.80</b>	<b>56,429.50</b>	<b>48,000.00</b>	<b>13,820.30</b>
404-4040-23000-000000	ACCRUED PAYABLE	(2,771.20)	61,433.42	58,662.22	0.00
404-4040-26201-000000	DUE TO OTHER FUNDS	(46,039.86)	40,500.00	61,017.74	(66,557.60)
<b>_Total_4040 SPECIAL FIRE DUTY FUND</b>		<b>(48,811.06)</b>	<b>101,933.42</b>	<b>119,679.96</b>	<b>(66,557.60)</b>
<b>_Total_Liabilities</b>		<b>(48,811.06)</b>	<b>101,933.42</b>	<b>119,679.96</b>	<b>(66,557.60)</b>
404-4040-30200-000000	REVENUE CONTROL	0.00	0.00	48,929.50	(48,929.50)
404-4040-30300-000000	EXPENDITURE CONTROL	0.00	58,246.54	0.00	58,246.54
404-4040-31404-000000	F/B-UNASSIGNED	43,420.26	0.00	0.00	43,420.26
<b>_Total_4040 SPECIAL FIRE DUTY FUND</b>		<b>43,420.26</b>	<b>58,246.54</b>	<b>48,929.50</b>	<b>52,737.30</b>
<b>_Total_Fund Equity</b>		<b>43,420.26</b>	<b>58,246.54</b>	<b>48,929.50</b>	<b>52,737.30</b>
<b>_Total_404 SPECIAL FIRE DUTY FUND</b>		<b>0.00</b>	<b>216,609.46</b>	<b>216,609.46</b>	<b>0.00</b>
450-4500-11200-000000	CASH	41,529.37	39,836.89	21,721.81	59,644.45
<b>_Total_4500 DONATIONS CRAN ANIMAL SHELTER</b>		<b>41,529.37</b>	<b>39,836.89</b>	<b>21,721.81</b>	<b>59,644.45</b>
<b>_Total_Assets</b>		<b>41,529.37</b>	<b>39,836.89</b>	<b>21,721.81</b>	<b>59,644.45</b>
450-4500-21000-000000	ACCOUNTS PAYABLE	0.00	20,305.25	20,305.25	0.00
450-4500-26201-000000	DUE TO OTHER FUNDS	(1,266.56)	1,941.56	675.00	0.00
450-4500-27130-000000	DEFERRED REVENUE-OTHER	0.00	12,091.84	14,799.00	(2,707.16)
<b>_Total_4500 DONATIONS CRAN ANIMAL SHELTER</b>		<b>(1,266.56)</b>	<b>34,338.65</b>	<b>35,779.25</b>	<b>(2,707.16)</b>
<b>_Total_Liabilities</b>		<b>(1,266.56)</b>	<b>34,338.65</b>	<b>35,779.25</b>	<b>(2,707.16)</b>
450-4500-30200-000000	REVENUE CONTROL	0.00	248.00	25,135.89	(24,887.89)
450-4500-30300-000000	EXPENDITURE CONTROL	0.00	8,213.41	0.00	8,213.41
450-4500-31404-000000	F/B-UNASSIGNED	(40,262.81)	0.00	0.00	(40,262.81)
<b>_Total_4500 DONATIONS CRAN ANIMAL SHELTER</b>		<b>(40,262.81)</b>	<b>8,461.41</b>	<b>25,135.89</b>	<b>(56,937.29)</b>
<b>_Total_Fund Equity</b>		<b>(40,262.81)</b>	<b>8,461.41</b>	<b>25,135.89</b>	<b>(56,937.29)</b>
<b>_Total_450 DONATIONS CRAN ANIMAL SHELTER</b>		<b>0.00</b>	<b>82,636.95</b>	<b>82,636.95</b>	<b>0.00</b>
451-4510-11200-000000	CASH	442,975.86	1,076,128.47	1,276,922.11	242,182.22
451-4510-11200-451002	CASH	0.00	2,665.00	2,665.00	0.00
451-4510-11200-451003	CASH	0.00	729.00	729.00	0.00
451-4510-11200-451005	CASH	0.00	1,361.42	1,361.42	0.00
451-4510-11200-451007	CASH	0.00	531,929.62	531,929.62	0.00
451-4510-11200-451008	CASH	0.00	19,321.96	19,321.96	0.00
451-4510-11200-451009	CASH	0.00	150,500.56	150,500.56	0.00
451-4510-11200-451010	CASH	0.00	1,603.60	1,603.60	0.00
451-4510-11200-451012	CASH	0.00	224,265.57	224,265.57	0.00
451-4510-11200-451013	CASH	0.00	7,200.00	7,200.00	0.00
451-4510-11200-451014	CASH	0.00	26,030.40	26,030.40	0.00
451-4510-11200-451015	CASH	0.00	29,180.21	29,180.21	0.00
451-4510-16999-000000	DUE FROM OTHER FUNDS	1,416.56	0.00	1,416.56	0.00
<b>_Total_4510 POLICE-GRANTS/DONATIONS</b>		<b>444,392.42</b>	<b>2,070,915.81</b>	<b>2,273,126.01</b>	<b>242,182.22</b>
<b>_Total_Assets</b>		<b>444,392.42</b>	<b>2,070,915.81</b>	<b>2,273,126.01</b>	<b>242,182.22</b>
451-4510-21000-000000	ACCOUNTS PAYABLE	(378,276.31)	993,278.91	615,002.60	0.00
451-4510-23000-000000	ACCRUED PAYROLL	(5,571.32)	270,720.40	265,149.08	0.00
451-4510-26201-000000	DUE TO OTHER FUNDS	121,808.46	1,146,857.09	1,310,081.95	(41,416.40)
<b>_Total_4510 POLICE-GRANTS/DONATIONS</b>		<b>(262,039.17)</b>	<b>2,410,856.40</b>	<b>2,190,233.63</b>	<b>(41,416.40)</b>
<b>_Total_Liabilities</b>		<b>(262,039.17)</b>	<b>2,410,856.40</b>	<b>2,190,233.63</b>	<b>(41,416.40)</b>
451-4510-30000-000000	BUDGETARY RESERVE FOR ENCUMBRAN	0.00	527,008.53	641,134.78	(114,126.25)
451-4510-30100-000000	ENCUMBRANCE CONTROL	0.00	641,134.78	527,008.53	114,126.25
451-4510-30200-000000	REVENUE CONTROL	0.00	98,532.00	1,033,957.03	(935,425.03)
451-4510-30300-000000	EXPENDITURE CONTROL	0.00	955,444.47	38,432.01	917,012.46
451-4510-31404-000000	F/B-UNASSIGNED	(182,353.25)	0.00	0.00	(182,353.25)

City of Cranston  
YTD Trial Balance  
Fiscal Year: 2026 As of April 22, 2026

Account Number	Description	Beginning Balance	Debits	Credits	Ending Balance
<b>_Total_4510 POLICE-GRANTS/DONATIONS</b>		<b>(182,353.25)</b>	<b>2,222,119.78</b>	<b>2,240,532.35</b>	<b>(200,765.82)</b>
<b>_Total_Fund Equity</b>		<b>(182,353.25)</b>	<b>2,222,119.78</b>	<b>2,240,532.35</b>	<b>(200,765.82)</b>
<b>_Total_451 POLICE-GRANTS/DONATIONS</b>		<b>0.00</b>	<b>6,703,891.99</b>	<b>6,703,891.99</b>	<b>0.00</b>
452-4520-11200-000000 CASH		194,962.85	20,650.91	41,479.44	174,134.32
452-4520-16999-000000 DUE FROM OTHER FUNDS		1,830.50	0.00	1,830.50	0.00
<b>_Total_4520 POLICE FED FORFEITURE-JUSTICE</b>		<b>196,793.35</b>	<b>20,650.91</b>	<b>43,309.94</b>	<b>174,134.32</b>
<b>_Total_Assets</b>		<b>196,793.35</b>	<b>20,650.91</b>	<b>43,309.94</b>	<b>174,134.32</b>
452-4520-21000-000000 ACCOUNTS PAYABLE		(17,760.58)	38,263.98	20,503.40	0.00
452-4520-26201-000000 DUE TO OTHER FUNDS		(855.50)	16,646.55	15,791.05	0.00
<b>_Total_4520 POLICE FED FORFEITURE-JUSTICE</b>		<b>(18,616.08)</b>	<b>54,910.53</b>	<b>36,294.45</b>	<b>0.00</b>
<b>_Total_Liabilities</b>		<b>(18,616.08)</b>	<b>54,910.53</b>	<b>36,294.45</b>	<b>0.00</b>
452-4520-30000-000000 BUDGETARY RESERVE FOR ENCUMBRAN		0.00	14,339.64	15,584.64	(1,245.00)
452-4520-30100-000000 ENCUMBRANCE CONTROL		0.00	15,584.64	14,339.64	1,245.00
452-4520-30200-000000 REVENUE CONTROL		0.00	1,384.96	17,845.41	(16,460.45)
452-4520-30300-000000 EXPENDITURE CONTROL		0.00	20,503.40	0.00	20,503.40
452-4520-31404-000000 F/B-UNASSIGNED		(178,177.27)	0.00	0.00	(178,177.27)
<b>_Total_4520 POLICE FED FORFEITURE-JUSTICE</b>		<b>(178,177.27)</b>	<b>51,812.64</b>	<b>47,769.69</b>	<b>(174,134.32)</b>
<b>_Total_Fund Equity</b>		<b>(178,177.27)</b>	<b>51,812.64</b>	<b>47,769.69</b>	<b>(174,134.32)</b>
<b>_Total_452 POLICE FED FORFEITURE-JUSTICE</b>		<b>0.00</b>	<b>127,374.08</b>	<b>127,374.08</b>	<b>0.00</b>
453-4530-11200-000000 CASH		160,759.27	4,995.76	106,115.00	59,640.03
<b>_Total_4530 POLICE EVIDENCE PENDING</b>		<b>160,759.27</b>	<b>4,995.76</b>	<b>106,115.00</b>	<b>59,640.03</b>
<b>_Total_Assets</b>		<b>160,759.27</b>	<b>4,995.76</b>	<b>106,115.00</b>	<b>59,640.03</b>
453-4530-21000-000000 ACCOUNTS PAYABLE		(2,192.00)	106,115.00	103,923.00	0.00
453-4530-26201-000000 DUE TO OTHER FUNDS		0.00	2,996.00	1,821.00	1,175.00
<b>_Total_4530 POLICE EVIDENCE PENDING</b>		<b>(2,192.00)</b>	<b>109,111.00</b>	<b>105,744.00</b>	<b>1,175.00</b>
<b>_Total_Liabilities</b>		<b>(2,192.00)</b>	<b>109,111.00</b>	<b>105,744.00</b>	<b>1,175.00</b>
453-4530-30200-000000 REVENUE CONTROL		0.00	0.00	6,170.76	(6,170.76)
453-4530-30300-000000 EXPENDITURE CONTROL		0.00	103,923.00	0.00	103,923.00
453-4530-31404-000000 F/B-UNASSIGNED		(158,567.27)	0.00	0.00	(158,567.27)
<b>_Total_4530 POLICE EVIDENCE PENDING</b>		<b>(158,567.27)</b>	<b>103,923.00</b>	<b>6,170.76</b>	<b>(60,815.03)</b>
<b>_Total_Fund Equity</b>		<b>(158,567.27)</b>	<b>103,923.00</b>	<b>6,170.76</b>	<b>(60,815.03)</b>
<b>_Total_453 POLICE EVIDENCE PENDING</b>		<b>0.00</b>	<b>218,029.76</b>	<b>218,029.76</b>	<b>0.00</b>
454-4540-11200-000000 CASH		208,308.35	120,214.39	7,327.36	321,195.38
454-4540-16999-000000 DUE FROM OTHER FUNDS		1,830.50	0.00	1,830.50	0.00
<b>_Total_4540 POLICE STATE SEIZURE FUNDS</b>		<b>210,138.85</b>	<b>120,214.39</b>	<b>9,157.86</b>	<b>321,195.38</b>
<b>_Total_Assets</b>		<b>210,138.85</b>	<b>120,214.39</b>	<b>9,157.86</b>	<b>321,195.38</b>
454-4540-21000-000000 ACCOUNTS PAYABLE		0.00	7,327.36	7,327.36	0.00
454-4540-26201-000000 DUE TO OTHER FUNDS		0.00	112,652.71	112,652.71	0.00
<b>_Total_4540 POLICE STATE SEIZURE FUNDS</b>		<b>0.00</b>	<b>119,980.07</b>	<b>119,980.07</b>	<b>0.00</b>
<b>_Total_Liabilities</b>		<b>0.00</b>	<b>119,980.07</b>	<b>119,980.07</b>	<b>0.00</b>
454-4540-30000-000000 BUDGETARY RESERVE FOR ENCUMBRAN		0.00	3,988.61	3,988.61	0.00
454-4540-30100-000000 ENCUMBRANCE CONTROL		0.00	3,988.61	3,988.61	0.00
454-4540-30200-000000 REVENUE CONTROL		0.00	0.00	118,383.89	(118,383.89)
454-4540-30300-000000 EXPENDITURE CONTROL		0.00	7,327.36	0.00	7,327.36
454-4540-31404-000000 F/B-UNASSIGNED		(210,138.85)	0.00	0.00	(210,138.85)
<b>_Total_4540 POLICE STATE SEIZURE FUNDS</b>		<b>(210,138.85)</b>	<b>15,304.58</b>	<b>126,361.11</b>	<b>(321,195.38)</b>

City of Cranston  
YTD Trial Balance  
Fiscal Year: 2026 As of April 22, 2026

Account Number	Description	Beginning Balance	Debits	Credits	Ending Balance
<b>_Total_Fund Equity</b>		<b>(210,138.85)</b>	<b>15,304.58</b>	<b>126,361.11</b>	<b>(321,195.38)</b>
<b>_Total_454 POLICE STATE SEIZURE FUNDS</b>		<b>0.00</b>	<b>255,499.04</b>	<b>255,499.04</b>	<b>0.00</b>
455-4550-11200-000000 CASH		15,499.51	388.12	0.00	15,887.63
<b>_Total_4550 POLICE FED FORFEITURE-TREAS</b>		<b>15,499.51</b>	<b>388.12</b>	<b>0.00</b>	<b>15,887.63</b>
<b>_Total_Assets</b>		<b>15,499.51</b>	<b>388.12</b>	<b>0.00</b>	<b>15,887.63</b>
455-4550-30200-000000 REVENUE CONTROL		0.00	0.00	388.12	(388.12)
455-4550-31404-000000 F/B-UNASSIGNED		(15,499.51)	0.00	0.00	(15,499.51)
<b>_Total_4550 POLICE FED FORFEITURE-TREAS</b>		<b>(15,499.51)</b>	<b>0.00</b>	<b>388.12</b>	<b>(15,887.63)</b>
<b>_Total_Fund Equity</b>		<b>(15,499.51)</b>	<b>0.00</b>	<b>388.12</b>	<b>(15,887.63)</b>
<b>_Total_455 POLICE FED FORFEITURE-TREAS</b>		<b>0.00</b>	<b>388.12</b>	<b>388.12</b>	<b>0.00</b>
456-4560-11200-000000 CASH		69,119.54	10,843.08	3,839.06	76,123.56
<b>_Total_4560 TRAINING ACADEMY MAINTENANCE</b>		<b>69,119.54</b>	<b>10,843.08</b>	<b>3,839.06</b>	<b>76,123.56</b>
<b>_Total_Assets</b>		<b>69,119.54</b>	<b>10,843.08</b>	<b>3,839.06</b>	<b>76,123.56</b>
456-4560-21000-000000 ACCOUNTS PAYABLE		0.00	3,839.06	3,839.06	0.00
<b>_Total_4560 TRAINING ACADEMY MAINTENANCE</b>		<b>0.00</b>	<b>3,839.06</b>	<b>3,839.06</b>	<b>0.00</b>
<b>_Total_Liabilities</b>		<b>0.00</b>	<b>3,839.06</b>	<b>3,839.06</b>	<b>0.00</b>
456-4560-30000-000000 BUDGETARY RESERVE FOR ENCUMBRAN		0.00	3,609.63	3,609.63	0.00
456-4560-30100-000000 ENCUMBRANCE CONTROL		0.00	3,609.63	3,609.63	0.00
456-4560-30200-000000 REVENUE CONTROL		0.00	0.00	10,843.08	(10,843.08)
456-4560-30300-000000 EXPENDITURE CONTROL		0.00	3,839.06	0.00	3,839.06
456-4560-31404-000000 F/B-UNASSIGNED		(69,119.54)	0.00	0.00	(69,119.54)
<b>_Total_4560 TRAINING ACADEMY MAINTENANCE</b>		<b>(69,119.54)</b>	<b>11,058.32</b>	<b>18,062.34</b>	<b>(76,123.56)</b>
<b>_Total_Fund Equity</b>		<b>(69,119.54)</b>	<b>11,058.32</b>	<b>18,062.34</b>	<b>(76,123.56)</b>
<b>_Total_456 TRAINING ACADEMY MAINTENANCE</b>		<b>0.00</b>	<b>25,740.46</b>	<b>25,740.46</b>	<b>0.00</b>
457-4570-11200-000000 CASH		1,729,885.83	1,391,381.29	1,133,424.89	1,987,842.23
457-4570-14500-000000 ALLOW FOR UNCOLL REC		(13,477.05)	0.00	0.00	(13,477.05)
457-4570-15106-000000 DEPARTMENT RECEIVABLES		199,892.00	0.00	0.00	199,892.00
<b>_Total_4570 SPECIAL POLICE DUTY FUND</b>		<b>1,916,300.78</b>	<b>1,391,381.29</b>	<b>1,133,424.89</b>	<b>2,174,257.18</b>
<b>_Total_Assets</b>		<b>1,916,300.78</b>	<b>1,391,381.29</b>	<b>1,133,424.89</b>	<b>2,174,257.18</b>
457-4570-21000-000000 ACCOUNTS PAYABLE		0.00	30.00	30.00	0.00
457-4570-23000-000000 ACCRUED PAYROLL		(118,660.54)	2,230,696.19	2,112,035.65	0.00
457-4570-26201-000000 DUE TO OTHER FUNDS		(107,119.34)	2,078,382.99	2,216,045.19	(244,781.54)
<b>_Total_4570 SPECIAL POLICE DUTY FUND</b>		<b>(225,779.88)</b>	<b>4,309,109.18</b>	<b>4,328,110.84</b>	<b>(244,781.54)</b>
<b>_Total_Liabilities</b>		<b>(225,779.88)</b>	<b>4,309,109.18</b>	<b>4,328,110.84</b>	<b>(244,781.54)</b>
457-4570-30200-000000 REVENUE CONTROL		0.00	22,500.00	2,336,369.39	(2,313,869.39)
457-4570-30300-000000 EXPENDITURE CONTROL		0.00	2,074,914.65	0.00	2,074,914.65
457-4570-31404-000000 F/B-UNASSIGNED		(1,690,520.90)	0.00	0.00	(1,690,520.90)
<b>_Total_4570 SPECIAL POLICE DUTY FUND</b>		<b>(1,690,520.90)</b>	<b>2,097,414.65</b>	<b>2,336,369.39</b>	<b>(1,929,475.64)</b>
<b>_Total_Fund Equity</b>		<b>(1,690,520.90)</b>	<b>2,097,414.65</b>	<b>2,336,369.39</b>	<b>(1,929,475.64)</b>
<b>_Total_457 SPECIAL POLICE DUTY FUND</b>		<b>0.00</b>	<b>7,797,905.12</b>	<b>7,797,905.12</b>	<b>0.00</b>
500-5000-11200-000000 CASH		6,366.97	5,331.23	2,190.55	9,507.65
<b>_Total_5000 RSVP</b>		<b>6,366.97</b>	<b>5,331.23</b>	<b>2,190.55</b>	<b>9,507.65</b>
<b>_Total_Assets</b>		<b>6,366.97</b>	<b>5,331.23</b>	<b>2,190.55</b>	<b>9,507.65</b>

City of Cranston  
YTD Trial Balance  
Fiscal Year: 2026 As of April 22, 2026

Account Number	Description	Beginning Balance	Debits	Credits	Ending Balance
500-5000-21000-000000	ACCOUNTS PAYABLE	(243.52)	2,190.55	1,947.03	0.00
<b>_Total_5000 RSVP</b>		<b>(243.52)</b>	<b>2,190.55</b>	<b>1,947.03</b>	<b>0.00</b>
<b>_Total_Liabilities</b>		<b>(243.52)</b>	<b>2,190.55</b>	<b>1,947.03</b>	<b>0.00</b>
500-5000-30000-000000	BUDGETARY RESERVE FOR ENCUMBRAN	0.00	0.00	495.00	(495.00)
500-5000-30100-000000	ENCUMBRANCE CONTROL	0.00	495.00	0.00	495.00
500-5000-30200-000000	REVENUE CONTROL	0.00	0.00	5,331.23	(5,331.23)
500-5000-30300-000000	EXPENDITURE CONTROL	0.00	1,947.03	0.00	1,947.03
500-5000-31404-000000	F/B-UNASSIGNED	(6,123.45)	0.00	0.00	(6,123.45)
<b>_Total_5000 RSVP</b>		<b>(6,123.45)</b>	<b>2,442.03</b>	<b>5,826.23</b>	<b>(9,507.65)</b>
<b>_Total_Fund Equity</b>		<b>(6,123.45)</b>	<b>2,442.03</b>	<b>5,826.23</b>	<b>(9,507.65)</b>
<b>_Total_500 RSVP</b>		<b>0.00</b>	<b>9,963.81</b>	<b>9,963.81</b>	<b>0.00</b>
501-5010-11200-000000	CASH	74,683.13	12,984.83	9,323.50	78,344.46
501-5010-16999-000000	DUE FROM OTHER FUNDS	0.00	2,767.68	2,767.68	0.00
<b>_Total_5010 MULTIPURPOSE CENTER</b>		<b>74,683.13</b>	<b>15,752.51</b>	<b>12,091.18</b>	<b>78,344.46</b>
<b>_Total_Assets</b>		<b>74,683.13</b>	<b>15,752.51</b>	<b>12,091.18</b>	<b>78,344.46</b>
501-5010-21000-000000	ACCOUNTS PAYABLE	(1,834.75)	9,311.02	7,476.27	0.00
501-5010-26201-000000	DUE TO OTHER FUNDS	2,767.68	12.48	2,780.16	0.00
<b>_Total_5010 MULTIPURPOSE CENTER</b>		<b>932.93</b>	<b>9,323.50</b>	<b>10,256.43</b>	<b>0.00</b>
<b>_Total_Liabilities</b>		<b>932.93</b>	<b>9,323.50</b>	<b>10,256.43</b>	<b>0.00</b>
501-5010-30000-000000	BUDGETARY RESERVE FOR ENCUMBRAN	0.00	1,165.00	1,980.00	(815.00)
501-5010-30100-000000	ENCUMBRANCE CONTROL	0.00	1,980.00	1,165.00	815.00
501-5010-30200-000000	REVENUE CONTROL	0.00	0.00	10,217.15	(10,217.15)
501-5010-30300-000000	EXPENDITURE CONTROL	0.00	7,488.75	0.00	7,488.75
501-5010-31404-000000	F/B-UNASSIGNED	(75,616.06)	0.00	0.00	(75,616.06)
<b>_Total_5010 MULTIPURPOSE CENTER</b>		<b>(75,616.06)</b>	<b>10,633.75</b>	<b>13,362.15</b>	<b>(78,344.46)</b>
<b>_Total_Fund Equity</b>		<b>(75,616.06)</b>	<b>10,633.75</b>	<b>13,362.15</b>	<b>(78,344.46)</b>
<b>_Total_501 MULTIPURPOSE CENTER</b>		<b>0.00</b>	<b>35,709.76</b>	<b>35,709.76</b>	<b>0.00</b>
502-5020-11200-000000	CASH	6,214.28	7,827.97	3,690.63	10,351.62
<b>_Total_5020 ADULT DAY CARE</b>		<b>6,214.28</b>	<b>7,827.97</b>	<b>3,690.63</b>	<b>10,351.62</b>
<b>_Total_Assets</b>		<b>6,214.28</b>	<b>7,827.97</b>	<b>3,690.63</b>	<b>10,351.62</b>
502-5020-21000-000000	ACCOUNTS PAYABLE	(100.00)	3,690.63	3,590.63	0.00
<b>_Total_5020 ADULT DAY CARE</b>		<b>(100.00)</b>	<b>3,690.63</b>	<b>3,590.63</b>	<b>0.00</b>
<b>_Total_Liabilities</b>		<b>(100.00)</b>	<b>3,690.63</b>	<b>3,590.63</b>	<b>0.00</b>
502-5020-30000-000000	BUDGETARY RESERVE FOR ENCUMBRAN	0.00	3,181.75	3,181.75	0.00
502-5020-30100-000000	ENCUMBRANCE CONTROL	0.00	3,181.75	3,181.75	0.00
502-5020-30200-000000	REVENUE CONTROL	0.00	0.00	7,827.97	(7,827.97)
502-5020-30300-000000	EXPENDITURE CONTROL	0.00	3,590.63	0.00	3,590.63
502-5020-31404-000000	F/B-UNASSIGNED	(6,114.28)	0.00	0.00	(6,114.28)
<b>_Total_5020 ADULT DAY CARE</b>		<b>(6,114.28)</b>	<b>9,954.13</b>	<b>14,191.47</b>	<b>(10,351.62)</b>
<b>_Total_Fund Equity</b>		<b>(6,114.28)</b>	<b>9,954.13</b>	<b>14,191.47</b>	<b>(10,351.62)</b>
<b>_Total_502 ADULT DAY CARE</b>		<b>0.00</b>	<b>21,472.73</b>	<b>21,472.73</b>	<b>0.00</b>
503-5030-11200-000000	CASH	26,193.54	9,051.51	7,734.13	27,510.92
<b>_Total_5030 SENIOR SERVICE SPECIAL PROJ</b>		<b>26,193.54</b>	<b>9,051.51</b>	<b>7,734.13</b>	<b>27,510.92</b>
<b>_Total_Assets</b>		<b>26,193.54</b>	<b>9,051.51</b>	<b>7,734.13</b>	<b>27,510.92</b>
503-5030-21000-000000	ACCOUNTS PAYABLE	(158.72)	7,183.04	7,024.32	0.00
503-5030-26201-000000	DUE TO OTHER FUNDS	1,500.00	1,449.09	2,949.09	0.00

City of Cranston  
YTD Trial Balance  
Fiscal Year: 2026 As of April 22, 2026

Account Number	Description	Beginning Balance	Debits	Credits	Ending Balance
<b>_Total_5030 SENIOR SERVICE SPECIAL PROJ</b>		<b>1,341.28</b>	<b>8,632.13</b>	<b>9,973.41</b>	<b>0.00</b>
<b>_Total_Liabilities</b>		<b>1,341.28</b>	<b>8,632.13</b>	<b>9,973.41</b>	<b>0.00</b>
503-5030-30000-000000 BUDGETARY RESERVE FOR ENCUMBRAN		0.00	5,546.75	5,546.75	0.00
503-5030-30100-000000 ENCUMBRANCE CONTROL		0.00	5,546.75	5,546.75	0.00
503-5030-30200-000000 REVENUE CONTROL		0.00	0.00	7,551.51	(7,551.51)
503-5030-30300-000000 EXPENDITURE CONTROL		0.00	7,575.41	0.00	7,575.41
503-5030-31404-000000 F/B-UNASSIGNED		(27,534.82)	0.00	0.00	(27,534.82)
<b>_Total_5030 SENIOR SERVICE SPECIAL PROJ</b>		<b>(27,534.82)</b>	<b>18,668.91</b>	<b>18,645.01</b>	<b>(27,510.92)</b>
<b>_Total_Fund Equity</b>		<b>(27,534.82)</b>	<b>18,668.91</b>	<b>18,645.01</b>	<b>(27,510.92)</b>
<b>_Total_503 SENIOR SERVICE SPECIAL PROJ</b>		<b>0.00</b>	<b>36,352.55</b>	<b>36,352.55</b>	<b>0.00</b>
504-5040-11200-000000 CASH		17,098.02	6,634.94	7,825.86	15,907.10
<b>_Total_5040 CRANSTON SENIOR GAMES</b>		<b>17,098.02</b>	<b>6,634.94</b>	<b>7,825.86</b>	<b>15,907.10</b>
<b>_Total_Assets</b>		<b>17,098.02</b>	<b>6,634.94</b>	<b>7,825.86</b>	<b>15,907.10</b>
504-5040-21000-000000 ACCOUNTS PAYABLE		0.00	7,726.98	7,726.98	0.00
504-5040-26201-000000 DUE TO OTHER FUNDS		0.00	248.88	248.88	0.00
<b>_Total_5040 CRANSTON SENIOR GAMES</b>		<b>0.00</b>	<b>7,975.86</b>	<b>7,975.86</b>	<b>0.00</b>
<b>_Total_Liabilities</b>		<b>0.00</b>	<b>7,975.86</b>	<b>7,975.86</b>	<b>0.00</b>
504-5040-30000-000000 BUDGETARY RESERVE FOR ENCUMBRAN		0.00	7,629.96	7,629.96	0.00
504-5040-30100-000000 ENCUMBRANCE CONTROL		0.00	7,629.96	7,629.96	0.00
504-5040-30200-000000 REVENUE CONTROL		0.00	0.00	6,634.94	(6,634.94)
504-5040-30300-000000 EXPENDITURE CONTROL		0.00	7,825.86	0.00	7,825.86
504-5040-31404-000000 F/B-UNASSIGNED		(17,098.02)	0.00	0.00	(17,098.02)
<b>_Total_5040 CRANSTON SENIOR GAMES</b>		<b>(17,098.02)</b>	<b>23,085.78</b>	<b>21,894.86</b>	<b>(15,907.10)</b>
<b>_Total_Fund Equity</b>		<b>(17,098.02)</b>	<b>23,085.78</b>	<b>21,894.86</b>	<b>(15,907.10)</b>
<b>_Total_504 CRANSTON SENIOR GAMES</b>		<b>0.00</b>	<b>37,696.58</b>	<b>37,696.58</b>	<b>0.00</b>
601-6010-11200-000000 CASH		1,966.11	49.22	0.00	2,015.33
<b>_Total_6010 CRANSTON PARKS AND RECREATION</b>		<b>1,966.11</b>	<b>49.22</b>	<b>0.00</b>	<b>2,015.33</b>
<b>_Total_Assets</b>		<b>1,966.11</b>	<b>49.22</b>	<b>0.00</b>	<b>2,015.33</b>
601-6010-30200-000000 REVENUE CONTROL		0.00	0.00	49.22	(49.22)
601-6010-31404-000000 F/B-UNASSIGNED		(1,966.11)	0.00	0.00	(1,966.11)
<b>_Total_6010 CRANSTON PARKS AND RECREATION</b>		<b>(1,966.11)</b>	<b>0.00</b>	<b>49.22</b>	<b>(2,015.33)</b>
<b>_Total_Fund Equity</b>		<b>(1,966.11)</b>	<b>0.00</b>	<b>49.22</b>	<b>(2,015.33)</b>
<b>_Total_601 CRANSTON PARKS AND RECREATION</b>		<b>0.00</b>	<b>49.22</b>	<b>49.22</b>	<b>0.00</b>
603-6030-11200-000000 CASH		182,174.12	570,098.62	0.00	752,272.74
603-6030-12205-000000 INVESTMENT-BANK RI		386,204.58	8,276.26	394,480.84	0.00
<b>_Total_6030 CAP FAC DEV IMPACT FEES</b>		<b>568,378.70</b>	<b>578,374.88</b>	<b>394,480.84</b>	<b>752,272.74</b>
<b>_Total_Assets</b>		<b>568,378.70</b>	<b>578,374.88</b>	<b>394,480.84</b>	<b>752,272.74</b>
603-6030-26201-000000 DUE TO OTHER FUNDS		3,071.00	6,142.00	9,213.00	0.00
<b>_Total_6030 CAP FAC DEV IMPACT FEES</b>		<b>3,071.00</b>	<b>6,142.00</b>	<b>9,213.00</b>	<b>0.00</b>
<b>_Total_Liabilities</b>		<b>3,071.00</b>	<b>6,142.00</b>	<b>9,213.00</b>	<b>0.00</b>
603-6030-30200-000000 REVENUE CONTROL		0.00	1,780.38	182,603.42	(180,823.04)
603-6030-31404-000000 F/B-UNASSIGNED		(571,449.70)	0.00	0.00	(571,449.70)
<b>_Total_6030 CAP FAC DEV IMPACT FEES</b>		<b>(571,449.70)</b>	<b>1,780.38</b>	<b>182,603.42</b>	<b>(752,272.74)</b>
<b>_Total_Fund Equity</b>		<b>(571,449.70)</b>	<b>1,780.38</b>	<b>182,603.42</b>	<b>(752,272.74)</b>

City of Cranston  
YTD Trial Balance  
Fiscal Year: 2026 As of April 22, 2026

Account Number	Description	Beginning Balance	Debits	Credits	Ending Balance
<b>_Total_603 CAP FAC DEV IMPACT FEES</b>		<b>0.00</b>	<b>586,297.26</b>	<b>586,297.26</b>	<b>0.00</b>
604-6040-11200-000000 CASH		0.00	0.63	0.00	0.63
604-6040-11200-604001 CASH		235.70	5.33	0.00	241.03
<b>_Total_6040 CRANSTON CEMETERY TRUST FUND</b>		<b>235.70</b>	<b>5.96</b>	<b>0.00</b>	<b>241.66</b>
<b>_Total_Assets</b>		<b>235.70</b>	<b>5.96</b>	<b>0.00</b>	<b>241.66</b>
604-6040-30200-000000 REVENUE CONTROL		0.00	0.00	5.96	(5.96)
604-6040-31404-000000 F/B-UNASSIGNED		(235.70)	0.00	0.00	(235.70)
<b>_Total_6040 CRANSTON CEMETERY TRUST FUND</b>		<b>(235.70)</b>	<b>0.00</b>	<b>5.96</b>	<b>(241.66)</b>
<b>_Total_Fund Equity</b>		<b>(235.70)</b>	<b>0.00</b>	<b>5.96</b>	<b>(241.66)</b>
<b>_Total_604 CRANSTON CEMETERY TRUST FUND</b>		<b>0.00</b>	<b>5.96</b>	<b>5.96</b>	<b>0.00</b>
605-0000-11200-000000 CASH		0.00	329.14	329.14	0.00
<b>_Total_0000</b>		<b>0.00</b>	<b>329.14</b>	<b>329.14</b>	<b>0.00</b>
605-6050-11200-000000 CASH		381,409.34	88,473.28	97,352.88	372,529.74
<b>_Total_6050 HISTORICAL RECORDS TRUST</b>		<b>381,409.34</b>	<b>88,473.28</b>	<b>97,352.88</b>	<b>372,529.74</b>
<b>_Total_Assets</b>		<b>381,409.34</b>	<b>88,802.42</b>	<b>97,682.02</b>	<b>372,529.74</b>
605-6050-21000-000000 ACCOUNTS PAYABLE		(329.14)	97,023.74	96,694.60	0.00
605-6050-26201-000000 DUE TO OTHER FUNDS		20,474.25	329.14	20,803.39	0.00
<b>_Total_6050 HISTORICAL RECORDS TRUST</b>		<b>20,145.11</b>	<b>97,352.88</b>	<b>117,497.99</b>	<b>0.00</b>
<b>_Total_Liabilities</b>		<b>20,145.11</b>	<b>97,352.88</b>	<b>117,497.99</b>	<b>0.00</b>
605-6050-30000-000000 BUDGETARY RESERVE FOR ENCUMBRAN		0.00	73,743.24	74,436.84	(693.60)
605-6050-30100-000000 ENCUMBRANCE CONTROL		0.00	74,436.84	73,743.24	693.60
605-6050-30200-000000 REVENUE CONTROL		0.00	9.10	67,669.89	(67,660.79)
605-6050-30300-000000 EXPENDITURE CONTROL		0.00	96,685.50	0.00	96,685.50
605-6050-31404-000000 F/B-UNASSIGNED		(401,554.45)	0.00	0.00	(401,554.45)
<b>_Total_6050 HISTORICAL RECORDS TRUST</b>		<b>(401,554.45)</b>	<b>244,874.68</b>	<b>215,849.97</b>	<b>(372,529.74)</b>
<b>_Total_Fund Equity</b>		<b>(401,554.45)</b>	<b>244,874.68</b>	<b>215,849.97</b>	<b>(372,529.74)</b>
<b>_Total_605 HISTORICAL RECORDS TRUST</b>		<b>0.00</b>	<b>431,029.98</b>	<b>431,029.98</b>	<b>0.00</b>
700-0000-11200-000000 CASH		0.00	480.00	480.00	0.00
<b>_Total_0000</b>		<b>0.00</b>	<b>480.00</b>	<b>480.00</b>	<b>0.00</b>
700-7000-11200-000000 CASH		1.35	309,488.37	214,592.67	94,897.05
700-7000-17100-000000 OTHER RECEIVABLES		1,647,671.02	0.00	0.00	1,647,671.02
<b>_Total_7000 CDBG</b>		<b>1,647,672.37</b>	<b>309,488.37</b>	<b>214,592.67</b>	<b>1,742,568.07</b>
<b>_Total_Assets</b>		<b>1,647,672.37</b>	<b>309,968.37</b>	<b>215,072.67</b>	<b>1,742,568.07</b>
700-7000-21000-000000 ACCOUNTS PAYABLE		0.00	480.00	480.00	0.00
700-7000-23000-000000 ACCRUED PAYROLL		(14,287.17)	293,212.10	278,924.93	0.00
700-7000-26201-000000 DUE TO OTHER FUNDS		(16,701.25)	209,102.71	296,882.94	(104,481.48)
700-7000-27130-000000 DEFERRED REVENUE-OTHER		(823,835.50)	0.00	0.00	(823,835.50)
<b>_Total_7000 CDBG</b>		<b>(854,823.92)</b>	<b>502,794.81</b>	<b>576,287.87</b>	<b>(928,316.98)</b>
<b>_Total_Liabilities</b>		<b>(854,823.92)</b>	<b>502,794.81</b>	<b>576,287.87</b>	<b>(928,316.98)</b>
700-7000-30200-000000 REVENUE CONTROL		0.00	1,415.98	1,195,047.69	(1,193,631.71)
700-7000-30300-000000 EXPENDITURE CONTROL		0.00	1,172,229.07	0.00	1,172,229.07
700-7000-31404-000000 F/B-UNASSIGNED		(792,848.45)	0.00	0.00	(792,848.45)
<b>_Total_7000 CDBG</b>		<b>(792,848.45)</b>	<b>1,173,645.05</b>	<b>1,195,047.69</b>	<b>(814,251.09)</b>
<b>_Total_Fund Equity</b>		<b>(792,848.45)</b>	<b>1,173,645.05</b>	<b>1,195,047.69</b>	<b>(814,251.09)</b>
<b>_Total_700 CDBG</b>		<b>0.00</b>	<b>1,986,408.23</b>	<b>1,986,408.23</b>	<b>0.00</b>

City of Cranston  
YTD Trial Balance  
Fiscal Year: 2026 As of April 22, 2026

Account Number	Description	Beginning Balance	Debits	Credits	Ending Balance
701-0000-11200-000000	CASH	0.00	480.00	480.00	0.00
<b>_Total_0000</b>		<b>0.00</b>	<b>480.00</b>	<b>480.00</b>	<b>0.00</b>
701-7010-11200-000000	CASH	46,285.45	186,687.50	159,000.00	73,972.95
<b>_Total_7010 WIOA-JOB DEVELOPMENT</b>		<b>46,285.45</b>	<b>186,687.50</b>	<b>159,000.00</b>	<b>73,972.95</b>
<b>_Total_Assets</b>		<b>46,285.45</b>	<b>187,167.50</b>	<b>159,480.00</b>	<b>73,972.95</b>
701-7010-21000-000000	ACCOUNTS PAYABLE	0.00	480.00	480.00	0.00
701-7010-23000-000000	ACCRUED PAYROLL	(11,086.54)	252,710.76	241,624.22	0.00
701-7010-26201-000000	DUE TO OTHER FUNDS	(108,151.10)	159,000.00	252,425.45	(201,576.55)
<b>_Total_7010 WIOA-JOB DEVELOPMENT</b>		<b>(119,237.64)</b>	<b>412,190.76</b>	<b>494,529.67</b>	<b>(201,576.55)</b>
<b>_Total_Liabilities</b>		<b>(119,237.64)</b>	<b>412,190.76</b>	<b>494,529.67</b>	<b>(201,576.55)</b>
701-7010-30200-000000	REVENUE CONTROL	0.00	0.00	186,687.50	(186,687.50)
701-7010-30300-000000	EXPENDITURE CONTROL	0.00	241,338.91	0.00	241,338.91
701-7010-31404-000000	F/B-UNASSIGNED	72,952.19	0.00	0.00	72,952.19
<b>_Total_7010 WIOA-JOB DEVELOPMENT</b>		<b>72,952.19</b>	<b>241,338.91</b>	<b>186,687.50</b>	<b>127,603.60</b>
<b>_Total_Fund Equity</b>		<b>72,952.19</b>	<b>241,338.91</b>	<b>186,687.50</b>	<b>127,603.60</b>
<b>_Total_701 WIOA-JOB DEVELOPMENT</b>		<b>0.00</b>	<b>840,697.17</b>	<b>840,697.17</b>	<b>0.00</b>
704-0000-11200-000000	CASH	0.00	11,920,604.85	12,755,957.60	(835,352.75)
<b>_Total_0000</b>		<b>0.00</b>	<b>11,920,604.85</b>	<b>12,755,957.60</b>	<b>(835,352.75)</b>
704-7040-11200-000000	CASH	1,101,928.16	11,621,595.18	10,350,000.00	2,373,523.34
704-7040-16999-000000	DUE FROM OTHER FUNDS	11,236.10	0.00	11,236.10	0.00
<b>_Total_7040 HOSPITALIZATION</b>		<b>1,113,164.26</b>	<b>11,621,595.18</b>	<b>10,361,236.10</b>	<b>2,373,523.34</b>
<b>_Total_Assets</b>		<b>1,113,164.26</b>	<b>23,542,200.03</b>	<b>23,117,193.70</b>	<b>1,538,170.59</b>
704-7040-21000-000000	ACCOUNTS PAYABLE	(280,390.59)	12,756,196.60	12,475,806.01	0.00
704-7040-26201-000000	DUE TO OTHER FUNDS	(2,064,986.65)	10,361,236.10	11,895,981.07	(3,599,731.62)
704-7040-26205-000000	IBNR CLAIMS CITY	(1,107,349.00)	0.00	0.00	(1,107,349.00)
<b>_Total_7040 HOSPITALIZATION</b>		<b>(3,452,726.24)</b>	<b>23,117,432.70</b>	<b>24,371,787.08</b>	<b>(4,707,080.62)</b>
<b>_Total_Liabilities</b>		<b>(3,452,726.24)</b>	<b>23,117,432.70</b>	<b>24,371,787.08</b>	<b>(4,707,080.62)</b>
704-7040-30200-000000	REVENUE CONTROL	0.00	0.00	11,338,676.41	(11,338,676.41)
704-7040-30300-000000	EXPENDITURE CONTROL	0.00	12,498,187.18	330,162.72	12,168,024.46
704-7040-31404-000000	F/B-UNASSIGNED	2,339,561.98	0.00	0.00	2,339,561.98
<b>_Total_7040 HOSPITALIZATION</b>		<b>2,339,561.98</b>	<b>12,498,187.18</b>	<b>11,668,839.13</b>	<b>3,168,910.03</b>
<b>_Total_Fund Equity</b>		<b>2,339,561.98</b>	<b>12,498,187.18</b>	<b>11,668,839.13</b>	<b>3,168,910.03</b>
<b>_Total_704 CITY HOSPITALIZATION</b>		<b>0.00</b>	<b>59,157,819.91</b>	<b>59,157,819.91</b>	<b>0.00</b>
750-0000-11200-000000	CASH	0.00	740,806.63	749,856.63	(9,050.00)
<b>_Total_0000</b>		<b>0.00</b>	<b>740,806.63</b>	<b>749,856.63</b>	<b>(9,050.00)</b>
750-7500-11200-000000	CASH	688,816.38	732,276.46	797,758.25	623,334.59
<b>_Total_7500 CLAIMS COMMITTEE</b>		<b>688,816.38</b>	<b>732,276.46</b>	<b>797,758.25</b>	<b>623,334.59</b>
<b>_Total_Assets</b>		<b>688,816.38</b>	<b>1,473,083.09</b>	<b>1,547,614.88</b>	<b>614,284.59</b>
750-7500-21000-000000	ACCOUNTS PAYABLE	(1,011.30)	777,649.01	776,637.71	0.00
750-7500-26201-000000	DUE TO OTHER FUNDS	199,540.65	1,520,265.87	1,513,141.46	206,665.06
750-7500-26210-000000	CLAIMS PAYABLE	(167,224.72)	0.00	0.00	(167,224.72)
750-7500-26215-000000	CLAIMS PAYABLE - IBNR	(138,579.10)	0.00	0.00	(138,579.10)
<b>_Total_7500 CLAIMS COMMITTEE</b>		<b>(107,274.47)</b>	<b>2,297,914.88</b>	<b>2,289,779.17</b>	<b>(99,138.76)</b>
<b>_Total_Liabilities</b>		<b>(107,274.47)</b>	<b>2,297,914.88</b>	<b>2,289,779.17</b>	<b>(99,138.76)</b>
750-7500-30200-000000	REVENUE CONTROL	0.00	0.00	827,928.96	(827,928.96)
750-7500-30300-000000	EXPENDITURE CONTROL	0.00	894,625.04	300.00	894,325.04

City of Cranston  
YTD Trial Balance  
Fiscal Year: 2026 As of April 22, 2026

Account Number	Description	Beginning Balance	Debits	Credits	Ending Balance
750-7500-34100-000000	RETAINED EARNINGS	(581,541.91)	0.00	0.00	(581,541.91)
<b>_Total_7500 CLAIMS COMMITTEE</b>		<b>(581,541.91)</b>	<b>894,625.04</b>	<b>828,228.96</b>	<b>(515,145.83)</b>
<b>_Total_Fund Equity</b>		<b>(581,541.91)</b>	<b>894,625.04</b>	<b>828,228.96</b>	<b>(515,145.83)</b>
<b>_Total_750 CLAIMS</b>		<b>0.00</b>	<b>4,665,623.01</b>	<b>4,665,623.01</b>	<b>0.00</b>
800-0000-11200-000000	CASH	0.00	13,456,272.29	13,493,001.67	(36,729.38)
<b>_Total_0000</b>		<b>0.00</b>	<b>13,456,272.29</b>	<b>13,493,001.67</b>	<b>(36,729.38)</b>
800-8000-11200-000000	CASH	213,744.89	41,869,189.34	39,109,994.12	2,972,940.11
800-8000-12200-000000	INVESTMENT - CITIZENS	1,634,846.26	95,024,732.58	96,667,442.40	(7,863.56)
800-8000-12201-000000	INVESTMENT-WEBSTER	6,516,032.58	46,845.87	5,105,111.82	1,457,766.63
800-8000-12202-000000	DEBT SERVICE RESERVE FUND-INFRASTR	1,435,282.00	34,759.98	0.00	1,470,041.98
800-8000-12204-000000	INVESTMENT-WASHINGTON TRUST	6,046,276.39	147,923.02	0.00	6,194,199.41
800-8000-12205-000000	INVESTMENT-BANK RI	1,185.23	1,964.19	3,149.42	0.00
800-8000-12206-000000	INVESTMENT-OSIP	11,274,168.05	47,027,831.38	49,608,542.94	8,693,456.49
800-8000-12208-000000	INVESTMENT-TD BANK	2,532,819.10	55,985.49	0.00	2,588,804.59
800-8000-12209-000000	INVESTMENT-CENTREVILLE SAVINGS	5,687,679.60	153,092.47	0.00	5,840,772.07
800-8000-14113-000000	SEWER ASSESSMENT 2016 FY2017	4,370.90	0.00	0.00	4,370.90
800-8000-14114-000000	SEWER ASSESSMENT 2017 FY2018	4,675.45	0.00	0.00	4,675.45
800-8000-14115-000000	SEWER ASSESSMENT 2018 FY2019	5,773.81	0.00	639.42	5,134.39
800-8000-14116-000000	SEWER ASSESSMENT 2019 FY2020	4,915.12	0.00	0.00	4,915.12
800-8000-14117-000000	SEWER ASSESSMENT 2020 FY2021	4,626.34	0.00	137.76	4,488.58
800-8000-14118-000000	SEWER ASSESSMENT 2021 FY2022	5,371.11	0.00	137.76	5,233.35
800-8000-14119-000000	SEWER ASSESSMENT 2022 FY2023	26,056.85	57.59	10,968.22	15,146.22
800-8000-14120-000000	SEWER ASSESSMENT 2023 FY2024	155,024.65	4,668.72	77,360.13	82,333.24
800-8000-14121-000000	SEWER ASSESSMENT 2024 FY2025	779,620.34	9,341.54	490,710.78	298,251.10
800-8000-14122-000000	SEWER ASSESSMENT 2025 FY2026	0.00	19,078,379.11	17,764,607.69	1,313,771.42
800-8000-14500-000000	ALLOW FOR UNCOLL REC	(136,000.00)	0.00	0.00	(136,000.00)
800-8000-14600-000000	INTEREST RECEIVABLE	127,705.14	0.00	0.00	127,705.14
800-8000-15101-000000	DUE FROM FED GOVT	1,101,257.41	0.00	1,101,257.41	0.00
800-8000-15102-000000	DUE FROM PASTORE COMPLEX	1,553,568.04	0.00	1,553,568.04	0.00
800-8000-15112-000000	GREEN PROJECT PROGRAM-INFRASTRUC	284,933.34	0.00	24,433.33	260,500.01
800-8000-18200-000000	LAND & LAND RIGHTS	342,712.00	0.00	0.00	342,712.00
800-8000-18201-000000	LAND IMPROVEMENTS	2,308,694.85	0.00	0.00	2,308,694.85
800-8000-18202-000000	SEWER LINES	53,950,297.26	0.00	0.00	53,950,297.26
800-8000-18204-000000	MOTOR VEHICLES	25,749.13	0.00	0.00	25,749.13
800-8000-18206-000000	MACHINERY & EQUIPMENT	70,351.92	0.00	0.00	70,351.92
800-8000-18207-000000	TREATMENT PLANT & EQUIPMENT	99,615,007.70	0.00	0.00	99,615,007.70
800-8000-18208-000000	PUMPING PLANT & EQUIPMENT	4,305,410.16	0.00	0.00	4,305,410.16
800-8000-18209-000000	GIS PROJECT	1,103,833.54	0.00	0.00	1,103,833.54
800-8000-18210-000000	SERVICES TO CUSTOMERS	217,509.45	0.00	0.00	217,509.45
800-8000-18220-000000	CONSTRUCTION IN PROGRESS	3,888,554.20	0.00	0.00	3,888,554.20
800-8000-18500-000000	ACCUMULATED DEPRECIATION	(102,627,570.81)	0.00	0.00	(102,627,570.81)
<b>_Total_8000 SEWER ENTERPRISE FUND</b>		<b>102,464,482.00</b>	<b>203,454,771.28</b>	<b>211,518,061.24</b>	<b>94,401,192.04</b>
<b>_Total_Assets</b>		<b>102,464,482.00</b>	<b>216,911,043.57</b>	<b>225,011,062.91</b>	<b>94,364,462.66</b>
800-8000-21000-000000	ACCOUNTS PAYABLE	(4,243,404.84)	13,532,951.67	9,289,546.83	0.00
800-8000-22200-000000	ACCRUED INTEREST PAYABLE	(121,959.48)	0.00	0.00	(121,959.48)
800-8000-23000-000000	ACCRUED PAYROLL	(12,980.32)	282,528.96	269,548.64	0.00
800-8000-26201-000000	DUE TO OTHER FUNDS	6,096,581.70	93,020,351.42	77,698,955.09	21,417,978.03
800-8000-27110-000000	DEFERRED REV-COLLECTION IN ADV	(83,967.30)	83,967.30	0.00	0.00
800-8000-27115-000000	DEFERRED REVENUE	0.00	37,224,356.43	19,100,248.94	18,124,107.49
800-8000-27115-800000	DEFERRED REVENUE	0.00	128,684.99	18,252,792.48	(18,124,107.49)
800-8000-28105-000000	CURRENT PORION OF LT DEBT	(1,121,566.67)	0.00	0.00	(1,121,566.67)
800-8000-28110-000000	BONDS PAYABLE-RICWFA	(10,165,434.02)	24,433.33	0.00	(10,141,000.69)
<b>_Total_8000 SEWER ENTERPRISE FUND</b>		<b>(9,652,730.93)</b>	<b>144,297,274.10</b>	<b>124,611,091.98</b>	<b>10,033,451.19</b>
<b>_Total_Liabilities</b>		<b>(9,652,730.93)</b>	<b>144,297,274.10</b>	<b>124,611,091.98</b>	<b>10,033,451.19</b>
800-8000-30000-000000	BUDGETARY RESERVE FOR ENCUMBRAN	0.00	1,176,665.72	3,794,285.52	(2,617,619.80)
800-8000-30100-000000	ENCUMBRANCE CONTROL	0.00	3,794,285.52	1,176,665.72	2,617,619.80
800-8000-30200-000000	REVENUE CONTROL	0.00	987,253.48	22,932,206.10	(21,944,952.62)
800-8000-30300-000000	EXPENDITURE CONTROL	0.00	10,391,580.61	32,790.77	10,358,789.84
800-8000-34000-000000	CONTRIBUTED CAPITAL	(32,250,204.33)	0.00	0.00	(32,250,204.33)

City of Cranston  
YTD Trial Balance  
Fiscal Year: 2026 As of April 22, 2026

Account Number	Description	Beginning Balance	Debits	Credits	Ending Balance
800-8000-34100-000000	RETAINED EARNINGS	(60,561,546.74)	0.00	0.00	(60,561,546.74)
<b>_Total_8000 SEWER ENTERPRISE FUND</b>		<b>(92,811,751.07)</b>	<b>16,349,785.33</b>	<b>27,935,948.11</b>	<b>(104,397,913.85)</b>
<b>_Total_Fund Equity</b>		<b>(92,811,751.07)</b>	<b>16,349,785.33</b>	<b>27,935,948.11</b>	<b>(104,397,913.85)</b>
<b>_Total_800 SEWER ENTERPRISE FUND</b>		<b>0.00</b>	<b>377,558,103.00</b>	<b>377,558,103.00</b>	<b>0.00</b>
901-9010-11200-000000	CASH	177,704.51	8,141,724.89	8,070,509.28	248,920.12
901-9010-12900-000000	BOND ACCOUNT	5,330,215.58	4,621,355.16	1,208,820.07	8,742,750.67
901-9010-12902-000000	EQUITIES STOCKS/OPTIONS	20,406,401.75	5,577,609.47	3,178,863.96	22,805,147.26
901-9010-12903-000000	FIXED INC MUT FND/EFT/UIT	1,736,137.73	245,988.38	159,862.92	1,822,263.19
901-9010-12904-000000	NON-PERFORMING ANNUITY	744,076.47	1,383,199.02	324,048.50	1,803,226.99
901-9010-12905-000000	HOLDING ACCOUNT	3,103,490.99	2,562,028.20	2,905,483.71	2,760,035.48
901-9010-16999-000000	DUE FROM OTHER FUNDS	0.00	21,794.53	21,794.53	0.00
<b>_Total_9010 POLICE PENSION FUND</b>		<b>31,498,027.03</b>	<b>22,553,699.65</b>	<b>15,869,382.97</b>	<b>38,182,343.71</b>
<b>_Total_Assets</b>		<b>31,498,027.03</b>	<b>22,553,699.65</b>	<b>15,869,382.97</b>	<b>38,182,343.71</b>
901-9010-21000-000000	ACCOUNTS PAYABLE	0.00	16,937.00	16,937.00	0.00
<b>_Total_9010 POLICE PENSION FUND</b>		<b>0.00</b>	<b>16,937.00</b>	<b>16,937.00</b>	<b>0.00</b>
<b>_Total_Liabilities</b>		<b>0.00</b>	<b>16,937.00</b>	<b>16,937.00</b>	<b>0.00</b>
901-9010-30200-000000	REVENUE CONTROL	0.00	8,123,399.05	22,905,669.89	(14,782,270.84)
901-9010-30300-000000	EXPENDITURE CONTROL	0.00	8,766,876.46	668,922.30	8,097,954.16
901-9010-31404-000000	F/B-UNASSIGNED	(31,498,027.03)	0.00	0.00	(31,498,027.03)
<b>_Total_9010 POLICE PENSION FUND</b>		<b>(31,498,027.03)</b>	<b>16,890,275.51</b>	<b>23,574,592.19</b>	<b>(38,182,343.71)</b>
<b>_Total_Fund Equity</b>		<b>(31,498,027.03)</b>	<b>16,890,275.51</b>	<b>23,574,592.19</b>	<b>(38,182,343.71)</b>
<b>_Total_901 POLICE PENSION FUND</b>		<b>0.00</b>	<b>39,460,912.16</b>	<b>39,460,912.16</b>	<b>0.00</b>
902-9020-11200-000000	CASH	195,285.45	11,753,987.89	11,750,533.42	198,739.92
902-9020-12900-000000	BOND ACCOUNT	9,815,789.42	5,175,997.26	2,588,062.35	12,403,724.33
902-9020-12902-000000	EQUITIES STOCKS/OPTIONS	33,172,781.02	5,295,811.70	6,113,928.78	32,354,663.94
902-9020-12903-000000	FIXED INC MUT FND/EFT/UIT	2,668,342.27	171,857.68	254,875.14	2,585,324.81
902-9020-12904-000000	NON-PERFORMING ANNUITY	2,721,534.28	711,458.78	874,675.75	2,558,317.31
902-9020-12905-000000	HOLDING ACCOUNT	4,136,763.77	3,715,747.68	3,936,727.90	3,915,783.55
902-9020-16999-000000	DUE FROM OTHER FUNDS	0.00	11,236.10	11,236.10	0.00
<b>_Total_9020 FIRE PENSION FUND</b>		<b>52,710,496.21</b>	<b>26,836,097.09</b>	<b>25,530,039.44</b>	<b>54,016,553.86</b>
<b>_Total_Assets</b>		<b>52,710,496.21</b>	<b>26,836,097.09</b>	<b>25,530,039.44</b>	<b>54,016,553.86</b>
902-9020-21000-000000	ACCOUNTS PAYABLE	0.00	16,937.00	16,937.00	0.00
902-9020-26201-000000	DUE TO OTHER FUNDS	(11,236.10)	22,472.20	11,236.10	0.00
<b>_Total_9020 FIRE PENSION FUND</b>		<b>(11,236.10)</b>	<b>39,409.20</b>	<b>28,173.10</b>	<b>0.00</b>
<b>_Total_Liabilities</b>		<b>(11,236.10)</b>	<b>39,409.20</b>	<b>28,173.10</b>	<b>0.00</b>
902-9020-30200-000000	REVENUE CONTROL	0.00	10,566,874.25	27,405,339.39	(16,838,465.14)
902-9020-30300-000000	EXPENDITURE CONTROL	0.00	16,388,029.73	866,858.34	15,521,171.39
902-9020-31404-000000	F/B-UNASSIGNED	(52,699,260.11)	0.00	0.00	(52,699,260.11)
<b>_Total_9020 FIRE PENSION FUND</b>		<b>(52,699,260.11)</b>	<b>26,954,903.98</b>	<b>28,272,197.73</b>	<b>(54,016,553.86)</b>
<b>_Total_Fund Equity</b>		<b>(52,699,260.11)</b>	<b>26,954,903.98</b>	<b>28,272,197.73</b>	<b>(54,016,553.86)</b>
<b>_Total_902 FIRE PENSION FUND</b>		<b>0.00</b>	<b>53,830,410.27</b>	<b>53,830,410.27</b>	<b>0.00</b>
904-0000-11200-000000	CASH	0.00	4,639,288.59	5,230,277.68	(590,989.09)
<b>_Total_0000</b>		<b>0.00</b>	<b>4,639,288.59</b>	<b>5,230,277.68</b>	<b>(590,989.09)</b>
904-9040-11200-000000	CASH	2,163,188.52	3,287,633.75	5,342,044.24	108,778.03
904-9040-12205-000000	INVESTMENT-BANK RI	11,612.16	198.40	11,810.56	0.00
904-9040-12900-000000	BOND ACCOUNT	1,602,716.00	339,051.60	484,731.60	1,457,036.00
904-9040-12901-000000	MUTUAL FUNDS/OTHER INVESTMENTS	370,664.21	173,967.79	82,933.90	461,698.10
904-9040-12902-000000	EQUITY STOCKS/OPTIONS	5,604,633.26	873,239.51	770,194.90	5,707,677.87
904-9040-12903-000000	FIXED INC MUT FND/EFT/UIT	426,560.00	15,996.00	15,695.00	426,861.00

City of Cranston  
YTD Trial Balance  
Fiscal Year: 2026 As of April 22, 2026

Account Number	Description	Beginning Balance	Debits	Credits	Ending Balance
904-9040-12905-000000	HOLDING ACCOUNT	87,149.16	1,140,191.48	350,123.00	877,217.64
904-9040-16999-000000	DUE FROM OTHER FUNDS	0.00	11,236.10	11,236.10	0.00
<b>_Total_9040 OPEB-TRUST FUND</b>		<b>10,266,523.31</b>	<b>5,841,514.63</b>	<b>7,068,769.30</b>	<b>9,039,268.64</b>
<b>_Total_Assets</b>		<b>10,266,523.31</b>	<b>10,480,803.22</b>	<b>12,299,046.98</b>	<b>8,448,279.55</b>
904-9040-21000-000000	ACCOUNTS PAYABLE	(58,155.38)	5,240,777.68	5,182,622.30	0.00
904-9040-26201-000000	DUE TO OTHER FUNDS	(1,504,592.49)	9,600,237.39	7,554,695.38	540,949.52
<b>_Total_9040 OPEB-TRUST FUND</b>		<b>(1,562,747.87)</b>	<b>14,841,015.07</b>	<b>12,737,317.68</b>	<b>540,949.52</b>
<b>_Total_Liabilities</b>		<b>(1,562,747.87)</b>	<b>14,841,015.07</b>	<b>12,737,317.68</b>	<b>540,949.52</b>
904-9040-30200-000000	REVENUE CONTROL	0.00	1,073,255.38	6,575,552.68	(5,502,297.30)
904-9040-30300-000000	EXPENDITURE CONTROL	0.00	5,216,843.67	0.00	5,216,843.67
904-9040-31404-000000	F/B-UNASSIGNED	(8,703,775.44)	0.00	0.00	(8,703,775.44)
<b>_Total_9040 OPEB-TRUST FUND</b>		<b>(8,703,775.44)</b>	<b>6,290,099.05</b>	<b>6,575,552.68</b>	<b>(8,989,229.07)</b>
<b>_Total_Fund Equity</b>		<b>(8,703,775.44)</b>	<b>6,290,099.05</b>	<b>6,575,552.68</b>	<b>(8,989,229.07)</b>
<b>_Total_904 OPEB-TRUST FUND</b>		<b>0.00</b>	<b>31,611,917.34</b>	<b>31,611,917.34</b>	<b>0.00</b>
950-9500-11200-000000	CASH	371,349.28	262,486.98	0.00	633,836.26
<b>_Total_9500 CITY OF CRANSTON PREF. BOND</b>		<b>371,349.28</b>	<b>262,486.98</b>	<b>0.00</b>	<b>633,836.26</b>
<b>_Total_Assets</b>		<b>371,349.28</b>	<b>262,486.98</b>	<b>0.00</b>	<b>633,836.26</b>
950-9500-27005-000000	DEPOSITS HELD IN TRUST	0.00	150,000.00	150,000.00	0.00
<b>_Total_9500 CITY OF CRANSTON PREF. BOND</b>		<b>0.00</b>	<b>150,000.00</b>	<b>150,000.00</b>	<b>0.00</b>
<b>_Total_Liabilities</b>		<b>0.00</b>	<b>150,000.00</b>	<b>150,000.00</b>	<b>0.00</b>
950-9500-30200-000000	REVENUE CONTROL	0.00	0.00	262,486.98	(262,486.98)
950-9500-31404-000000	F/B-UNASSIGNED	(371,349.28)	0.00	0.00	(371,349.28)
<b>_Total_9500 CITY OF CRANSTON PREF. BOND</b>		<b>(371,349.28)</b>	<b>0.00</b>	<b>262,486.98</b>	<b>(633,836.26)</b>
<b>_Total_Fund Equity</b>		<b>(371,349.28)</b>	<b>0.00</b>	<b>262,486.98</b>	<b>(633,836.26)</b>
<b>_Total_950 CITY OF CRANSTON PREF. BOND</b>		<b>0.00</b>	<b>412,486.98</b>	<b>412,486.98</b>	<b>0.00</b>
960-9600-11200-000000	CASH	108,899.74	8.16	0.00	108,907.90
<b>_Total_9600 PROBATE FUND</b>		<b>108,899.74</b>	<b>8.16</b>	<b>0.00</b>	<b>108,907.90</b>
<b>_Total_Assets</b>		<b>108,899.74</b>	<b>8.16</b>	<b>0.00</b>	<b>108,907.90</b>
960-9600-30200-000000	REVENUE CONTROL	0.00	0.00	8.16	(8.16)
960-9600-31404-000000	F/B-UNASSIGNED	(108,899.74)	0.00	0.00	(108,899.74)
<b>_Total_9600 PROBATE FUND</b>		<b>(108,899.74)</b>	<b>0.00</b>	<b>8.16</b>	<b>(108,907.90)</b>
<b>_Total_Fund Equity</b>		<b>(108,899.74)</b>	<b>0.00</b>	<b>8.16</b>	<b>(108,907.90)</b>
<b>_Total_960 PROBATE FUND</b>		<b>0.00</b>	<b>8.16</b>	<b>8.16</b>	<b>0.00</b>
<b>***_Net_Total_***</b>		<b>0.00</b>	<b>3,144,224,248.54</b>	<b>3,144,224,248.54</b>	<b>0.00</b>

**City of Cranston  
Cash Flow Analysis-Operating Account General Fund  
April 30, 2026**

<b>Starting Cash:</b>	<b>April</b>
Citizens Operating-11200	<u>1,621,797</u>
	1,621,797
Receipts:	
Tax Collections	38,499,898
Interfund Receipts	4,520,847
Departmental Revenues:	
Wires Received	13,946,803
Departmental Deposits	1,012,377
Other Deposits/Transfers	42,775,396
Other:	
Interest	0
NSF deposits	<u>14,424</u>
Total Receipts	100,769,744
Disbursements:	
Accounts Payable	8,876,656
Payroll	6,638,841
Pension	2,149,689
Transfers/Other Wire	84,469,371
NSF Checks	<u>30,777</u>
Total Disbursements	102,165,334
Net Change For month	<u>(1,395,590)</u>
Ending Cash	<u><u>226,207</u></u>

Date Submitted **April 30, 2026**  
Date Uploaded  
Entity **Cranston**  
Fiscal Year **FY 2026**  
Report **Municipal Data Report**

Control (X)	Dept. (XX)	Group (XX)	Class (XX)	Account (XXX)	Description	FY 2026	FY 2026	FY 2026	FY 2026	FY 2026	FY 2026	FY 2026
						9	9	9	9	9	9	9
						1	1	2	3	4	5	6
Budget						Audited Actual	Audited Actual	Audited Actual	Audited Actual	Audited Actual	Audited Actual	Audited Actual
Municipal General Fund						Municipal General Fund	Other GASB54 Funds, Allocations, and Adjs.	Fund Financial Statements General Fund	Reportable Government Services	Elimination	Total MTPA	
3	30	30	30	300	Levy subject to § 44-5-2	177,276,087.00	177,276,087.00		177,276,087.00			177,276,087.00
3	30	30	30	306	Motor Vehicle Levy	10,515,040.00	10,515,040.00		10,515,040.00			10,515,040.00
3	30	30	30	303	PILOT and Tax Treaties (Included in levy)							
3	30	30	30	304	PILOT and Tax Treaties (excluded from levy)							
3	30	30	30	301	Adjustments to Current Year Levy							
3	30	30	30	305	Adjustments to Prior Year's Levy							
3	30	30	30	302	Current Year Collection Rate	1.02	1.01	-	1.01	-	-	1.07
1	10	10	10	100	Current Year Levy Tax Collection	192,105,150.00	189,714,323.76		189,714,323.76			189,714,323.76
1	10	10	10	105	Last Year's Levy Tax Collection	519,435.00	554,039.88		554,039.88			554,039.88
1	10	10	10	101	Prior Years Property Tax Collection	394,435.00	48,864.90		48,864.90			48,864.90
1	10	10	10	102	Interest & Penalty	850,000.00	642,349.59		642,349.59			642,349.59
1	10	10	10	103	PILOT & Tax Treaty (excluded from levy) Collection							
1	10	10	10	104	Other Local Property Taxes							
1	10	10	10	999	Total Revenue	193,869,020.00	190,959,578.13	-	190,959,578.13	-	-	190,959,578.13
1	10	10	15	150	Licenses and Permits	5,906,075.00	5,203,393.70		5,203,393.70			5,203,393.70
1	10	10	15	151	Fines and Forfeitures	693,601.00	528,283.34		528,283.34			528,283.34
1	10	10	15	152	Investment Income	3,724,819.00	1,186,873.52	9,947.88	1,196,821.40	48,298.49		1,245,119.89
1	10	10	15	153	Departmental	4,845,532.00	3,081,085.27		3,081,085.27			3,081,085.27
1	10	10	15	154	Rescue Run Revenue	4,938,667.00	3,859,367.22		3,859,367.22			3,859,367.22
1	10	10	15	155	Police & Fire Detail	885,000.00	363,461.34		363,461.34	2,360,964.33		2,724,425.67
1	10	10	15	156	Other Local Non-Property Tax Revenues	1,244,000.00	857,795.47		857,795.47			857,795.47
1	10	10	15	999	Total Revenue	22,237,694.00	15,080,259.86	9,947.88	15,080,259.86	2,409,262.82	-	17,499,470.56
1	20	20	20	204	CDBG					279,103.82		279,103.82
1	20	20	20	205	COPS Grants							
1	20	20	20	206	SAFER Grants							
1	20	20	20	207	Other Federal Aid Funds			398,520.12	398,520.12	3,539.95		402,060.07
1	20	20	20	999	Total Revenue			398,520.12		282,643.77	-	681,163.89
1	30	30	30	300	MV Excise Tax Reimbursement	3,948,022.46	3,022,049.75		3,022,049.75			3,022,049.75
1	30	30	30	316	Motor Vehicle Phase Out	18,375,350.54	14,065,579.45		14,065,579.45			14,065,579.45
1	30	30	30	301	State PILOT Program	3,380,088.00	3,525,471.09		3,525,471.09			3,525,471.09
1	30	30	30	302	Distressed Community Relief Fund	1,738,596.00	1,738,596.32		1,738,596.32			1,738,596.32
1	30	30	30	303	Library Resource Aid	829,266.00	646,776.50		646,776.50			646,776.50
1	30	30	30	304	Library Construction Aid							
1	30	30	30	305	Public Service Corporation Tax	1,119,085.00						
1	30	30	30	306	Meals & Beverage Tax / Hotel Tax	3,062,239.00	2,779,918.07		2,779,918.07			2,779,918.07
1	30	30	30	310	Housing Aid Capital Projects							
1	30	30	30	311	Housing Aid Bonded Debt	3,971,196.00	4,029,504.00		4,029,504.00			4,029,504.00
1	30	30	30	313	Incentive Aid							
1	30	30	30	314	Property Revaluation Reimbursement							
1	30	30	30	315	Other State Revenue							
1	30	30	30	999	Total Revenue	36,423,843.00	29,807,895.18	-	29,807,895.18	-	-	29,807,895.18
1	40	40	40	400	Other Revenue			11,257.70	11,257.70			11,257.70
1	99	99	99	999	Total Revenue	252,530,557.00	235,847,733.17	419,725.70	236,267,458.87	2,691,906.59	-	238,959,365.46
7	70	70	10	100	Financing Sources: Transfer from Capital Funds							
7	70	70	10	102	Financing Sources: Transfer from Other Funds							
7	70	70	20	200	Financing Sources: Debt Proceeds							

Date Submitted April 30, 2026

Date Uploaded

Entity

Fiscal Year

Report

April 30, 2026

Cranston

FY 2026

Municipal Data Report

Control (X)	Dept. (XX)	Group (XX)	Class (XX)	Account (XXX)	Description	FY 2026	FY 2026	FY 2026	FY 2026	FY 2026	FY 2026
						9	9	9	9	9	9
						1	1	2	3	4	5
Budget						Audited Actual	Audited Actual	Audited Actual	Audited Actual	Audited Actual	Audited Actual
Municipal General Fund						Municipal General Fund	Other GASB54 Funds, Allocations, and Adjs.	Fund Financial Statements General Fund	Reportable Government Services	Elimination	Total MTPA
7	70	70	30	300	Financing Sources: Other			-			-
5	50	20	20	200	Appropriated Fund Balance		-	-	-	-	-
<b>General Government</b>											
4	10	40	40	400	Employee Count - Group A			19.00	3.00		22.00
4	10	40	40	402	Part-time & Temp		8.00	8.00	2.00		10.00
2	10	10	10	100	Compensation- Group A	1,646,468.00	1,269,022.93	1,269,022.93	199,358.79		1,468,381.72
2	10	10	15	150	Overtime- Group A	5,000.00	4,132.27	4,132.27			4,132.27
2	10	20	20	200	Active Medical Insurance - Group A	242,152.15	192,341.00	192,341.00	42,873.49		235,214.49
2	10	20	20	205	Active Dental insurance- Group A	12,744.85	10,123.21	10,123.21	2,256.50		12,379.71
2	10	20	25	250	Payroll Taxes	118,829.00	100,822.54	100,822.54	15,592.48		116,415.02
2	10	20	25	251	Life Insurance	3,984.00	3,424.00	3,424.00	528.00		3,952.00
2	10	20	25	252	State Defined Contribution- Group A	13,808.60	10,935.74	10,935.74			10,935.74
2	10	20	25	254	Other Benefits- Group A	17,974.00	14,376.80	14,376.80	5,069.08		19,445.88
2	10	30	30	300	Local Defined Benefit Pension- Group A			-			-
2	10	30	30	302	State Defined Benefit Pension- Group A	124,277.40	98,421.68	98,421.68	16,965.43		115,387.11
2	10	30	30	304	Other Defined Benefit / Contribution			-			-
2	10	40	40	401	Purchased Services	448,500.00	616,446.83	185,778.28	802,225.11		802,225.11
2	10	40	40	402	Materials/Supplies	14,500.00	12,518.81	12,518.81			12,518.81
2	10	40	40	403	Software Licenses			-			-
2	10	40	40	404	Capital Outlays			-			-
2	10	40	40	405	Insurance	1,000,000.00	750,000.00	750,000.00			750,000.00
2	10	40	40	407	Maintenance			-			-
2	10	40	40	408	Vehicle Operations			-			-
2	10	40	40	409	Utilities			-			-
2	10	40	40	410	Contingency	768,000.00	46,616.00	46,616.00			46,616.00
2	10	40	40	415	Claims & Settlements			-			-
2	10	40	40	416	Community Support	10,600.00	3,041.24	3,041.24			3,041.24
2	10	40	40	417	Other Operation Expenditures	474,563.00	247,774.66	-	247,774.66		247,774.66
2	10	99	99	999	Total Expenditures	4,901,401.00	3,379,997.71	185,778.28	3,565,775.99	282,643.77	3,848,419.76
<b>Finance</b>											
4	11	40	40	400	Employee Count - Group A		23.00	23.00			23.00
4	11	40	40	402	Part-time & Temp		-	-			-
2	11	10	10	100	Compensation- Group A	1,586,282.00	1,211,022.19	1,211,022.19			1,211,022.19
2	11	10	15	150	Overtime- Group A	25,500.00	71,734.48	71,734.48			71,734.48
2	11	20	20	200	Active Medical Insurance - Group A	308,986.55	257,597.49	257,597.49			257,597.49
2	11	20	20	205	Active Dental insurance- Group A	16,262.45	13,557.76	13,557.76			13,557.76
2	11	20	25	250	Payroll Taxes	121,702.00	103,575.64	103,575.64			103,575.64
2	11	20	25	251	Life Insurance	3,648.00	3,152.00	3,152.00			3,152.00
2	11	20	25	252	State Defined Contribution- Group A	9,589.51	7,715.44	7,715.44			7,715.44
2	11	20	25	254	Other Benefits- Group A	222,809.00	257,833.19	257,833.19			257,833.19
2	11	30	30	300	Local Defined Benefit Pension- Group A			-			-
2	11	30	30	302	State Defined Benefit Pension- Group A	86,305.58	69,438.96	69,438.96			69,438.96
2	11	30	30	304	Other Defined Benefit / Contribution	72,341.91	58,204.20	58,204.20			58,204.20
2	11	40	40	401	Purchased Services	50,000.00	886.15	886.15			886.15
2	11	40	40	402	Materials/Supplies	95,300.00	57,179.52	57,179.52			57,179.52
2	11	40	40	403	Software Licenses			-			-
2	11	40	40	404	Capital Outlays			-			-
2	11	40	40	407	Maintenance			-			-
2	11	40	40	408	Vehicle Operations			-			-
2	11	40	40	409	Utilities			-			-
2	11	40	40	410	Contingency			-			-

Date Submitted April 30, 2026  
Date Uploaded  
Entity Cranston  
Fiscal Year FY 2026  
Report Municipal Data Report

				FY 2026	FY 2026	FY 2026	FY 2026	FY 2026	FY 2026	FY 2026	
				9	9	9	9	9	9	9	
				1	1	2	3	4	5	6	
				Budget	Audited Actual	Audited Actual	Audited Actual	Audited Actual	Audited Actual	Audited Actual	
Control (X)	Dept. (XX)	Group (XX)	Class (XX)	Account (XXX)	Description	Municipal General Fund	Other GASB54 Funds, Allocations, and Adj.	Fund Financial Statements General Fund	Reportable Government Services	Elimination	Total MTPA
2	11	40	40	412	Revaluation	-	-	-	-	-	-
2	11	40	40	417	Other Operation Expenditures	96,000.00	57,644.93	57,644.93			57,644.93
<b>2</b>	<b>11</b>	<b>99</b>	<b>99</b>	<b>999</b>	<b>Total Expenditures</b>	<b>2,694,727.00</b>	<b>2,169,541.95</b>	<b>2,169,541.95</b>	<b>-</b>	<b>-</b>	<b>2,169,541.95</b>
<b>Social Services</b>											
4	12	40	40	400	Employee Count - Group A		25.00	25.00			25.00
4	12	40	40	402	Part-time & Temp		14.50	14.50			14.50
2	12	10	10	100	Compensation- Group A	1,550,709.00	1,167,824.99	1,167,824.99			1,167,824.99
2	12	10	15	150	Overtime- Group A	9,000.00	8,437.33	8,437.33			8,437.33
2	12	20	20	200	Active Medical Insurance - Group A	319,168.65	228,119.28	228,119.28			228,119.28
2	12	20	20	205	Active Dental Insurance- Group A	16,798.35	12,006.28	12,006.28			12,006.28
2	12	20	25	250	Payroll Taxes	101,431.00	92,283.83	92,283.83			92,283.83
2	12	20	25	251	Life Insurance	4,032.00	3,248.00	3,248.00			3,248.00
2	12	20	25	252	State Defined Contribution- Group A	7,369.42	6,354.72	6,354.72			6,354.72
2	12	20	25	254	Other Benefits- Group A	19,451.00	16,599.25	16,599.25			16,599.25
2	12	30	30	300	Local Defined Benefit Pension- Group A						
2	12	30	30	302	State Defined Benefit Pension- Group A	66,324.74	57,192.45	57,192.45			57,192.45
2	12	30	30	304	Other Defined Benefit / Contribution	55,593.84	47,939.09	47,939.09			47,939.09
2	12	40	40	401	Purchased Services	65,270.00	53,801.00	53,801.00			53,801.00
2	12	40	40	402	Materials/Supplies	264,700.00	183,927.53	183,927.53			183,927.53
2	12	40	40	403	Software Licenses						
2	12	40	40	404	Capital Outlays	-	-	-			-
2	12	40	40	407	Maintenance	11,000.00	8,353.95	8,353.95			8,353.95
2	12	40	40	408	Vehicle Operations	38,800.00	19,131.73	19,131.73			19,131.73
2	12	40	40	409	Utilities	4,000.00	3,637.51	3,637.51			3,637.51
2	12	40	40	410	Contingency						
2	12	40	40	417	Other Operation Expenditures	66,277.00	38,662.03	38,662.03			38,662.03
<b>2</b>	<b>12</b>	<b>99</b>	<b>99</b>	<b>999</b>	<b>Total Expenditures</b>	<b>2,599,925.00</b>	<b>1,947,518.97</b>	<b>1,947,518.97</b>	<b>-</b>	<b>-</b>	<b>1,947,518.97</b>
<b>Centralized IT</b>											
4	13	40	40	400	Employee Count - Group A		6.00	6.00			6.00
4	13	40	40	402	Part-time & Temp		-	-			-
2	13	10	10	100	Compensation- Group A	310,250.00	249,083.21	249,083.21			249,083.21
2	13	10	15	150	Overtime- Group A	2,000.00	908.13	908.13			908.13
2	13	20	20	200	Active Medical Insurance - Group A	64,635.15	61,658.06	61,658.06			61,658.06
2	13	20	20	205	Active Dental Insurance- Group A	3,401.85	3,245.16	3,245.16			3,245.16
2	13	20	25	250	Payroll Taxes	20,429.00	18,298.55	18,298.55			18,298.55
2	13	20	25	251	Life Insurance	576.00	528.00	528.00			528.00
2	13	20	25	252	State Defined Contribution- Group A	1,760.56	1,758.59	1,758.59			1,758.59
2	13	20	25	254	Other Benefits- Group A	3,656.00	-	-			-
2	13	30	30	300	Local Defined Benefit Pension- Group A						
2	13	30	30	302	State Defined Benefit Pension- Group A	15,845.03	15,827.34	15,827.34			15,827.34
2	13	30	30	304	Other Defined Benefit / Contribution	13,281.41	13,266.58	13,266.58			13,266.58
2	13	40	40	401	Purchased Services	104,000.00	71,570.91	71,570.91			71,570.91
2	13	40	40	402	Materials/Supplies	35,000.00	19,462.90	19,462.90			19,462.90
2	13	40	40	403	Software Licenses	75,000.00	12,893.64	12,893.64			12,893.64
2	13	40	40	404	Capital Outlays	69,041.00	24,329.97	24,329.97			24,329.97
2	13	40	40	407	Maintenance	577,000.00	235,067.92	235,067.92			235,067.92
2	13	40	40	408	Vehicle Operations						
2	13	40	40	409	Utilities	148,000.00	123,895.30	123,895.30			123,895.30
2	13	40	40	410	Contingency						
2	13	40	40	417	Other Operation Expenditures	1,000.00	72.50	72.50			72.50
<b>2</b>	<b>13</b>	<b>99</b>	<b>99</b>	<b>999</b>	<b>Total Expenditures</b>	<b>1,444,876.00</b>	<b>851,866.76</b>	<b>851,866.76</b>	<b>-</b>	<b>-</b>	<b>851,866.76</b>

Date Submitted April 30, 2026  
Date Uploaded  
Entity Cranston  
Fiscal Year FY 2026  
Report Municipal Data Report

Control (X)	Dept. (XX)	Group (XX)	Class (XX)	Account (XXX)	Description	FY 2026	FY 2026	FY 2026	FY 2026	FY 2026	FY 2026	FY 2026
						9	9	9	9	9	9	9
						1	1	2	3	4	5	6
Budget		Audited Actual	Audited Actual	Audited Actual	Audited Actual	Audited Actual	Audited Actual	Audited Actual	Audited Actual	Audited Actual	Audited Actual	Audited Actual
Municipal General Fund		Municipal General Fund	Other GASB54 Funds, Allocations, and Adjs.	Fund Financial Statements General Fund	Reportable Government Services	Elimination	Total MTPA					
<b>Planning</b>												
4	14	40	40	400	Employee Count - Group A							
4	14	40	40	402	Part-time & Temp	17.00			17.00			17.00
						-			-			-
2	14	10	10	100	Compensation- Group A	1,229,511.00	896,119.46		896,119.46			896,119.46
2	14	10	15	150	Overtime- Group A	6,500.00	4,954.10		4,954.10			4,954.10
2	14	20	20	200	Active Medical Insurance - Group A	205,310.20	150,119.02		150,119.02			150,119.02
2	14	20	20	205	Active Dental Insurance- Group A	10,805.80	7,901.00		7,901.00			7,901.00
2	14	20	25	250	Payroll Taxes	99,498.00	65,394.74		65,394.74			65,394.74
2	14	20	25	251	Life Insurance	3,072.00	2,384.00		2,384.00			2,384.00
2	14	20	25	252	State Defined Contribution- Group A	6,804.09	4,502.00		4,502.00			4,502.00
2	14	20	25	254	Other Benefits- Group A	8,093.00	6,037.85		6,037.85			6,037.85
2	14	30	30	300	Local Defined Benefit Pension- Group A				-			-
2	14	30	30	302	State Defined Benefit Pension- Group A	61,236.81	40,518.01		40,518.01			40,518.01
2	14	30	30	304	Other Defined Benefit / Contribution	51,329.10	33,962.46		33,962.46			33,962.46
2	14	40	40	401	Purchased Services	7,750.00	4,069.35	45,633.90	49,703.25			49,703.25
2	14	40	40	402	Materials/Supplies	3,150.00	2,841.72		2,841.72			2,841.72
2	14	40	40	403	Software Licenses				-			-
2	14	40	40	404	Capital Outlays				-			-
2	14	40	40	407	Maintenance				-			-
2	14	40	40	408	Vehicle Operations	6,000.00	5,684.90		5,684.90			5,684.90
2	14	40	40	409	Utilities				-			-
2	14	40	40	410	Contingency				-			-
2	14	40	40	417	Other Operation Expenditures	179,500.00	143,726.52		143,726.52			143,726.52
2	14	99	99	999	<b>Total Expenditures</b>	<b>1,878,560.00</b>	<b>1,368,215.13</b>	<b>45,633.90</b>	<b>1,413,849.03</b>			<b>1,413,849.03</b>
<b>Libraries</b>												
4	15	40	40	400	Employee Count - Group A							
4	15	40	40	402	Part-time & Temp	32.00			32.00			32.00
						18.00			18.00			18.00
2	15	10	10	100	Compensation- Group A	2,486,301.00	1,954,482.02		1,954,482.02			1,954,482.02
2	15	10	15	150	Overtime- Group A	26,000.00	23,423.56		23,423.56			23,423.56
2	15	20	20	200	Active Medical Insurance - Group A	444,276.05	343,910.77		343,910.77			343,910.77
2	15	20	20	205	Active Dental Insurance- Group A	23,382.95	18,100.57		18,100.57			18,100.57
2	15	20	25	250	Payroll Taxes	155,310.00	145,564.64		145,564.64			145,564.64
2	15	20	25	251	Life Insurance	2,976.00	2,648.00		2,648.00			2,648.00
2	15	20	25	252	State Defined Contribution- Group A	12,971.17	10,043.70		10,043.70			10,043.70
2	15	20	25	254	Other Benefits- Group A	16,600.00	4,000.00		4,000.00			4,000.00
2	15	30	30	300	Local Defined Benefit Pension- Group A				-			-
2	15	30	30	302	State Defined Benefit Pension- Group A	218,656.83	169,308.05		169,308.05			169,308.05
2	15	30	30	304	Other Defined Benefit / Contribution				-			-
2	15	40	40	401	Purchased Services				-			-
2	15	40	40	402	Materials/Supplies	56,500.00	36,916.39		36,916.39			36,916.39
2	15	40	40	403	Software Licenses				-			-
2	15	40	40	404	Capital Outlays	3,000.00		26,566.73	26,566.73			26,566.73
2	15	40	40	407	Maintenance	111,500.00	74,014.25		74,014.25			74,014.25
2	15	40	40	408	Vehicle Operations	2,000.00	857.34		857.34			857.34
2	15	40	40	409	Utilities	120,000.00	100,455.58		100,455.58			100,455.58
2	15	40	40	410	Contingency				-			-
2	15	40	40	417	Other Operation Expenditures	504,714.00	398,480.29		398,480.29			398,480.29
2	15	99	99	999	<b>Total Expenditures</b>	<b>4,184,188.00</b>	<b>3,282,205.16</b>	<b>26,566.73</b>	<b>3,308,771.89</b>			<b>3,308,771.89</b>
<b>Public Works</b>												
4	20	40	40	400	Employee Count - Group A							
4	20	40	40	402	Part-time & Temp	82.00			82.00			82.00
						-			-			-

Date Submitted **April 30, 2026**  
Date Uploaded  
Entity **Cranston**  
Fiscal Year **FY 2026**  
Report **Municipal Data Report**

				FY 2026	FY 2026	FY 2026	FY 2026	FY 2026	FY 2026			
				9	9	9	9	9	9			
				1	1	2	3	4	5			
				Budget	Audited Actual	Audited Actual	Audited Actual	Audited Actual	Audited Actual			
Control (X)	Dept. (XX)	Group (XX)	Class (XX)	Account (XXX)	Description	Municipal General Fund	Municipal General Fund	Other GASB54 Funds, Allocations, and Adjs.	Fund Financial Statements General Fund	Reportable Government Services	Elimination	Total MTPA
2	20	10	10	100	Compensation- Group A	4,867,039.00	3,820,560.16		3,820,560.16			3,820,560.16
2	20	10	15	150	Overtime- Group A	102,500.00	126,231.29		126,231.29			126,231.29
2	20	20	20	200	Active Medical Insurance - Group A	1,165,582.55	827,602.45		827,602.45			827,602.45
2	20	20	20	205	Active Dental Insurance- Group A	61,346.45	43,558.02		43,558.02			43,558.02
2	20	20	25	250	Payroll Taxes	375,815.00	327,617.66		327,617.66			327,617.66
2	20	20	25	251	Life Insurance	13,296.00	11,936.00		11,936.00			11,936.00
2	20	20	25	252	State Defined Contribution- Group A	40,026.37	31,922.28		31,922.28			31,922.28
2	20	20	25	254	Other Benefits- Group A	162,868.00	157,221.74		157,221.74			157,221.74
2	20	30	30	300	Local Defined Benefit Pension- Group A							
2	20	30	30	302	State Defined Benefit Pension- Group A	360,237.32	287,300.54		287,300.54			287,300.54
2	20	30	30	304	Other Defined Benefit / Contribution	301,953.31	240,817.22		240,817.22			240,817.22
2	20	40	40	401	Purchased Services	470,000.00	630,543.15		630,543.15			630,543.15
2	20	40	40	402	Materials/Supplies	403,541.00	319,392.59		319,392.59			319,392.59
2	20	40	40	403	Software Licenses							
2	20	40	40	404	Capital Outlays							
2	20	40	40	407	Maintenance	7,500.00	5,737.82		5,737.82			5,737.82
2	20	40	40	408	Vehicle Operations	734,419.00	663,505.89		663,505.89			663,505.89
2	20	40	40	409	Utilities	441,000.00	447,939.31		447,939.31			447,939.31
2	20	40	40	410	Contingency							
2	20	40	40	411	Street Lighting	622,000.00	547,766.70		547,766.70			547,766.70
2	20	40	40	413	Snow Removal-Raw Material & External Contracts	731,859.00	1,466,857.75		1,466,857.75			1,466,857.75
2	20	40	40	414	Trash Removal & Recycling	5,802,407.00	4,429,114.46		4,429,114.46			4,429,114.46
2	20	40	40	418	Tipping Fees	1,680,347.00	1,263,868.95		1,263,868.95			1,263,868.95
2	20	40	40	417	Other Operation Expenditures	233,750.00	202,516.93		202,516.93			202,516.93
<b>2</b>	<b>20</b>	<b>99</b>	<b>99</b>	<b>999</b>	<b>Total Expenditures</b>	<b>18,577,487.00</b>	<b>15,852,010.91</b>	<b>-</b>	<b>15,852,010.91</b>	<b>-</b>	<b>-</b>	<b>15,852,010.91</b>
<b>Parks and Rec</b>												
4	21	40	40	400	Employee Count - Group A		22.00		22.00			22.00
4	21	40	40	402	Part-time & Temp		4.00		4.00			4.00
2	21	10	10	100	Compensation- Group A	1,632,625.00	1,417,377.58		1,417,377.58			1,417,377.58
2	21	10	15	150	Overtime- Group A	135,000.00	122,398.56		122,398.56			122,398.56
2	21	20	20	200	Active Medical Insurance - Group A	415,916.65	320,804.09		320,804.09			320,804.09
2	21	20	20	205	Active Dental Insurance- Group A	21,890.35	16,884.43		16,884.43			16,884.43
2	21	20	25	250	Payroll Taxes	111,220.00	122,510.45		122,510.45			122,510.45
2	21	20	25	251	Life Insurance	4,224.00	3,488.00		3,488.00			3,488.00
2	21	20	25	252	State Defined Contribution- Group A	12,714.14	10,758.30		10,758.30			10,758.30
2	21	20	25	254	Other Benefits- Group A	63,205.00	63,780.27		63,780.27			63,780.27
2	21	30	30	300	Local Defined Benefit Pension- Group A							
2	21	30	30	302	State Defined Benefit Pension- Group A	114,427.22	96,824.71		96,824.71			96,824.71
2	21	30	30	304	Other Defined Benefit / Contribution	95,913.65	81,159.11		81,159.11			81,159.11
2	21	40	40	401	Purchased Services	45,000.00	41,472.50		41,472.50			41,472.50
2	21	40	40	402	Materials/Supplies	145,600.00	71,895.00		71,895.00			71,895.00
2	21	40	40	403	Software Licenses							
2	21	40	40	404	Capital Outlays							
2	21	40	40	407	Maintenance							
2	21	40	40	408	Vehicle Operations	58,000.00	40,412.87		40,412.87			40,412.87
2	21	40	40	409	Utilities	130,000.00	148,707.54		148,707.54			148,707.54
2	21	40	40	410	Contingency							
2	21	40	40	417	Other Operation Expenditures	180,000.00	167,191.12		167,191.12			167,191.12
<b>2</b>	<b>21</b>	<b>99</b>	<b>99</b>	<b>999</b>	<b>Total Expenditures</b>	<b>3,165,736.00</b>	<b>2,725,664.53</b>	<b>-</b>	<b>2,725,664.53</b>	<b>-</b>	<b>-</b>	<b>2,725,664.53</b>
<b>Police Department</b>												
4	30	40	40	400	Employee Count - Group A		153.00		153.00			153.00
4	30	40	40	401	Employee Count - Group B		27.00		27.00			27.00
4	30	40	40	402	Part-time & Temp		13.00		13.00			13.00

Date Submitted April 30, 2026  
Date Uploaded  
Entity Cranston  
Fiscal Year FY 2026  
Report Municipal Data Report

Control (X)	Dept. (XX)	Group (XX)	Class (XX)	Account (XXX)	Description	FY 2026	FY 2026	FY 2026	FY 2026	FY 2026	FY 2026	
						9	9	9	9	9	9	
						1	1	2	3	4	5	6
Budget		Audited Actual	Audited Actual	Audited Actual	Audited Actual	Audited Actual	Audited Actual	Audited Actual				
Municipal General Fund		Municipal General Fund	Other GASB54 Funds, Allocations, and Adjs.	Fund Financial Statements General Fund	Reportable Government Services	Elimination	Total MTPA					
					100 Compensation- Group A	12,795,391.19	10,247,851.22		10,247,851.22		10,247,851.22	
					101 Compensation - Group B	1,458,135.81	1,167,823.53		1,167,823.53		1,167,823.53	
					102 Compensation -Volunteer							
					150 Overtime- Group A	1,762,723.72	1,608,604.64		1,608,604.64		1,608,604.64	
					151 Overtime - Group B	200,876.28	183,313.19		183,313.19		183,313.19	
					152 Police & Fire Detail	200,000.00	333,427.77		333,427.77	2,070,884.76	2,404,312.53	
					200 Active Medical Insurance - Group A	3,378,584.59	2,779,036.52		2,779,036.52		2,779,036.52	
					202 Active Medical Insurance- Group B	378,178.91	305,369.64		305,369.64		305,369.64	
					205 Active Dental insurance- Group A	174,662.35	141,035.31		141,035.31		141,035.31	
					207 Active Dental Insurance- Group B	19,904.15	16,072.09		16,072.09		16,072.09	
					250 Payroll Taxes	352,144.00	363,711.13		363,711.13	4,029.89	367,741.02	
					251 Life Insurance	40,032.00	36,160.00		36,160.00		36,160.00	
					252 State Defined Contribution- Group A	675,445.25	568,938.98		568,938.98		568,938.98	
					253 State Defined Contribution - Group B	21,472.27	18,086.46		18,086.46		18,086.46	
					254 Other Benefits- Group A	3,351,119.00	3,175,637.07		3,175,637.07		3,175,637.07	
					255 Other Benefits- Group B							
					300 Local Defined Benefit Pension- Group A	9,292,550.00	8,848,669.36		8,848,669.36		8,848,669.36	
					301 Local Defined Benefit Pension - Group B							
					302 State Defined Benefit Pension- Group A	2,556,350.22	2,153,257.11		2,153,257.11		2,153,257.11	
					303 State Defined Benefit Pension - Group B	170,244.41	143,399.75		143,399.75		143,399.75	
					304 Other Defined Benefit / Contribution	180,184.85	151,772.75		151,772.75		151,772.75	
					401 Purchased Services	500,000.00	439,205.61		439,205.61		439,205.61	
					402 Materials/Supplies	338,200.00	189,813.89		189,813.89		189,813.89	
					403 Software Licenses							
					404 Capital Outlays	650,000.00	535,453.18		535,453.18		535,453.18	
					407 Maintenance	604,000.00	436,071.24		436,071.24		436,071.24	
					408 Vehicle Operations	247,500.00	219,891.14		219,891.14		219,891.14	
					409 Utilities	49,000.00	49,771.03		49,771.03		49,771.03	
					410 Contingency							
					417 Other Operation Expenditures	1,621,186.00	1,410,620.45	-	1,410,620.45		1,410,620.45	
<b>2</b>	<b>30</b>	<b>99</b>	<b>99</b>		<b>999 Total Expenditures</b>	<b>41,017,885.00</b>	<b>35,522,993.06</b>	<b>-</b>	<b>35,522,993.06</b>	<b>2,074,914.65</b>	<b>-</b>	<b>37,597,907.71</b>
<b>Fire Department</b>												
					400 Employee Count - Group A		195.00		195.00			195.00
					401 Employee Count - Group B		0.50		0.50			0.50
					402 Part-time & Temp							
					100 Compensation- Group A	15,740,260.25	12,692,805.31		12,692,805.31			12,692,805.31
					101 Compensation - Group B	935,510.75	754,387.52		754,387.52			754,387.52
					102 Compensation -Volunteer							
					150 Overtime- Group A	4,247,550.00	4,687,583.00		4,687,583.00			4,687,583.00
					151 Overtime - Group B	252,450.00	278,603.04		278,603.04			278,603.04
					152 Police & Fire Detail					58,246.54		58,246.54
					200 Active Medical Insurance - Group A	4,802,948.17	4,399,993.74		4,399,993.74			4,399,993.74
					202 Active Medical Insurance- Group B	273,572.83	228,919.43		228,919.43			228,919.43
					205 Active Dental insurance- Group A	242,260.43	202,717.94		202,717.94			202,717.94
					207 Active Dental Insurance- Group B	14,398.57	12,048.39		12,048.39			12,048.39
					250 Payroll Taxes	360,756.00	367,261.97		367,261.97			367,261.97
					251 Life Insurance	49,152.00	44,104.00		44,104.00			44,104.00
					252 State Defined Contribution- Group A	998,590.31	831,686.82		831,686.82			831,686.82
					253 State Defined Contribution - Group B	16,237.24	13,523.36		13,523.36			13,523.36
					254 Other Benefits- Group A	4,265,760.00	3,941,565.64		3,941,565.64			3,941,565.64
					255 Other Benefits- Group B							
					300 Local Defined Benefit Pension- Group A	13,011,313.00	12,831,101.84		12,831,101.84			12,831,101.84
					301 Local Defined Benefit Pension - Group B							
					302 State Defined Benefit Pension- Group A	1,926,480.97	1,604,490.66		1,604,490.66			1,604,490.66
					303 State Defined Benefit Pension - Group B	133,926.48	111,542.13		111,542.13			111,542.13

Date Submitted **April 30, 2026**  
Date Uploaded  
Entity **Cranston**  
Fiscal Year **FY 2026**  
Report **Municipal Data Report**

				FY 2026	FY 2026	FY 2026	FY 2026	FY 2026	FY 2026		
				9	9	9	9	9	9		
				1	1	2	3	4	5		
				Budget	Audited Actual	Audited Actual	Audited Actual	Audited Actual	Audited Actual		
Control (X)	Dept. (XX)	Group (XX)	Class (XX)	Account (XXX)	Description	Municipal General Fund	Other GASB54 Funds, Allocations, and Adjs.	Fund Financial Statements General Fund	Reportable Government Services	Elimination	Total MTPA
2	31	30	30	304	Other Defined Benefit / Contribution			-			-
2	31	40	40	401	Purchased Services	1,255,000.00		1,275,063.11			1,275,063.11
2	31	40	40	402	Materials/Supplies	375,500.00		259,509.31			259,509.31
2	31	40	40	403	Software Licenses						
2	31	40	40	404	Capital Outlays	250,000.00	94,266.26	523,196.26			523,196.26
2	31	40	40	407	Maintenance	300,000.00		312,018.42			312,018.42
2	31	40	40	408	Vehicle Operations	311,500.00		258,787.59			258,787.59
2	31	40	40	409	Utilities	1,270,000.00		725,716.82			725,716.82
2	31	40	40	410	Contingency						
2	31	40	40	417	Other Operation Expenditures	449,700.00		279,776.36			279,776.36
<b>2</b>	<b>31</b>	<b>99</b>	<b>99</b>	<b>999</b>	<b>Total Expenditures</b>	<b>51,482,867.00</b>	<b>94,266.26</b>	<b>46,636,402.66</b>	<b>58,246.54</b>	<b>-</b>	<b>46,694,649.20</b>
<b>Centralized Dispatch</b>											
4	32	40	40	400	Employee Count - Group A			-			-
4	32	40	40	401	Employee Count - Group B			-			-
4	32	40	40	402	Part-time & Temp			-			-
2	32	10	10	100	Compensation- Group A			-			-
2	32	10	10	101	Compensation - Group B			-			-
2	32	10	10	102	Compensation -Volunteer			-			-
2	32	10	15	150	Overtime- Group A			-			-
2	32	10	15	151	Overtime - Group B			-			-
2	32	20	20	200	Active Medical Insurance - Group A			-			-
2	32	20	20	202	Active Medical Insurance- Group B			-			-
2	32	20	20	205	Active Dental insurance- Group A			-			-
2	32	20	20	207	Active Dental Insurance- Group B			-			-
2	32	20	25	250	Payroll Taxes			-			-
2	32	20	25	251	Life Insurance			-			-
2	32	20	25	252	State Defined Contribution- Group A			-			-
2	32	20	25	253	State Defined Contribution - Group B			-			-
2	32	20	25	254	Other Benefits- Group A			-			-
2	32	20	25	255	Other Benefits- Group B			-			-
2	32	30	30	300	Local Defined Benefit Pension- Group A			-			-
2	32	30	30	301	Local Defined Benefit Pension - Group B			-			-
2	32	30	30	302	State Defined Benefit Pension- Group A			-			-
2	32	30	30	303	State Defined Benefit Pension - Group B			-			-
2	32	30	30	304	Other Defined Benefit / Contribution			-			-
2	32	40	40	401	Purchased Services			-			-
2	32	40	40	402	Materials/Supplies			-			-
2	32	40	40	403	Software Licenses			-			-
2	32	40	40	404	Capital Outlays			-			-
2	32	40	40	407	Maintenance			-			-
2	32	40	40	408	Vehicle Operations			-			-
2	32	40	40	409	Utilities			-			-
2	32	40	40	410	Contingency			-			-
2	32	40	40	417	Other Operation Expenditures			-			-
<b>2</b>	<b>32</b>	<b>99</b>	<b>99</b>	<b>999</b>	<b>Total Expenditures</b>			-	-	-	-
<b>Public Safety - Other</b>											
4	33	40	40	400	Employee Count - Group A		4.00	4.00			4.00
4	33	40	40	401	Employee Count - Group B			-			-
4	33	40	40	402	Part-time & Temp			-			-
2	33	10	10	100	Compensation- Group A	252,935.00		148,666.09			148,666.09
2	33	10	10	101	Compensation - Group B			-			-
2	33	10	10	102	Compensation -Volunteer			-			-
2	33	10	15	150	Overtime- Group A	2,000.00		7,290.33			7,290.33

Date Submitted **April 30, 2026**  
Date Uploaded  
Entity **Cranston**  
Fiscal Year **FY 2026**  
Report **Municipal Data Report**

Control (X)	Dept. (XX)	Group (XX)	Class (XX)	Account (XXX)	Description	FY 2026	FY 2026	FY 2026	FY 2026	FY 2026	FY 2026	
						9	9	9	9	9	9	
						1	1	2	3	4	5	6
Budget		Audited Actual	Audited Actual	Audited Actual	Audited Actual	Audited Actual	Audited Actual					
Municipal General Fund		Municipal General Fund	Other GASB54 Funds, Allocations, and Adjs.	Fund Financial Statements General Fund	Reportable Government Services	Elimination	Total MTPA					
2	33	10	15	151	Overtime - Group B							
2	33	20	20	200	Active Medical Insurance - Group A	62,459.65	44,834.51	44,834.51			44,834.51	
2	33	20	20	202	Active Medical Insurance- Group B							
2	33	20	20	205	Active Dental insurance- Group A	3,287.35	2,359.71	2,359.71			2,359.71	
2	33	20	20	207	Active Dental Insurance- Group B							
2	33	20	25	250	Payroll Taxes	19,428.00	12,523.80	12,523.80			12,523.80	
2	33	20	25	251	Life Insurance	768.00	592.00	592.00			592.00	
2	33	20	25	252	State Defined Contribution- Group A	1,027.43	739.84	739.84			739.84	
2	33	20	25	253	State Defined Contribution - Group B							
2	33	20	25	254	Other Benefits- Group A							
2	33	20	25	255	Other Benefits- Group B							
2	33	30	30	300	Local Defined Benefit Pension- Group A							
2	33	30	30	301	Local Defined Benefit Pension - Group B							
2	33	30	30	302	State Defined Benefit Pension- Group A	9,246.83	6,658.60	6,658.60			6,658.60	
2	33	30	30	303	State Defined Benefit Pension - Group B	7,750.75	5,581.28	5,581.28			5,581.28	
2	33	30	30	304	Other Defined Benefit / Contribution							
2	33	40	40	401	Purchased Services							
2	33	40	40	402	Materials/Supplies	36,000.00	40,677.75	40,677.75			40,677.75	
2	33	40	40	403	Software Licenses							
2	33	40	40	404	Capital Outlays							
2	33	40	40	407	Maintenance	250,000.00	198,782.45	198,782.45			198,782.45	
2	33	40	40	408	Vehicle Operations							
2	33	40	40	409	Utilities							
2	33	40	40	410	Contingency							
2	33	40	40	417	Other Operation Expenditures	3,300.00	6,259.90	6,259.90			6,259.90	
2	33	99	99	999	<b>Total Expenditures</b>	<b>648,203.00</b>	<b>474,966.27</b>	<b>-</b>	<b>474,966.27</b>	<b>-</b>	<b>474,966.27</b>	
2	50	50	50	500	Local Appropriation for Education	101,915,905.00	92,948,625.51	92,948,625.51			92,948,625.51	
2	50	50	50	503	Supplemental Appropriation for Education							
2	50	50	50	501	Regional Appropriation for Education							
2	50	50	50	504	Regional Supplemental Appropriation for Education							
2	50	50	50	502	Other Education Appropriation							
2	50	99	99	999	<b>Total Expenditures</b>	<b>101,915,905.00</b>	<b>92,948,625.51</b>	<b>-</b>	<b>92,948,625.51</b>	<b>-</b>	<b>92,948,625.51</b>	
2	60	60	60	600	Municipal Debt- Principal	7,056,900.00	7,161,300.00	7,161,300.00			7,161,300.00	
2	60	60	60	601	Municipal Debt- Interest	3,340,979.20	5,772,762.74	5,772,762.74			5,772,762.74	
2	60	60	61	610	School Debt- Principal	784,100.00	795,700.00	795,700.00			795,700.00	
2	60	60	61	611	School Debt- Interest	835,244.80	1,443,190.69	1,443,190.69			1,443,190.69	
2	60	99	99	999	<b>Total Expenditures</b>	<b>12,017,224.00</b>	<b>15,172,953.43</b>	<b>-</b>	<b>15,172,953.43</b>	<b>-</b>	<b>15,172,953.43</b>	
<b>OPEB</b>												
2	40	20	20	204	Retiree Medical Insurance- Total							
2	40	20	20	209	Retiree Dental Insurance- Total							
2	40	30	35	352	Qualified Trust OPEB Contribution- Total	5,706,573.00	4,279,929.25	4,279,929.25			4,279,929.25	
2	40	99	99	999	<b>Total Expenditures</b>	<b>5,706,573.00</b>	<b>4,279,929.25</b>	<b>-</b>	<b>4,279,929.25</b>	<b>-</b>	<b>4,279,929.25</b>	
2	99	99	99	999	<b>Total Expenditures</b>	<b>252,235,557.00</b>	<b>226,518,625.04</b>	<b>352,245.17</b>	<b>226,870,870.21</b>	<b>2,415,804.96</b>	<b>-</b>	<b>229,286,675.17</b>
8	80	80	10	101	Financing Uses: Transfer to Capital Funds							
8	80	80	10	103	Financing Uses: Transfer to Other Funds							
8	80	80	20	200	Financing Uses: Payment to Bond Escrow Agent							
8	80	80	30	301	Financing Uses: Other							

Date Submitted **April 30, 2026**  
 Date Uploaded  
 Entity **Cranston**  
 Fiscal Year **FY 2026**  
 Report **Municipal Data Report**

Control (X)	Dept. (XX)	Group (XX)	Class (XX)	Account (XXX)	Description	FY 2026	FY 2026	FY 2026	FY 2026	FY 2026	FY 2026	
						9	9	9	9	9	9	
						1	1	2	3	4	5	6
Budget						Audited Actual	Audited Actual	Audited Actual	Audited Actual	Audited Actual	Audited Actual	
Municipal General Fund						Municipal General Fund	Other GASB54 Funds, Allocations, and Adjs.	Fund Financial Statements General Fund	Reportable Government Services	Elimination	Total MTPA	
											-	
<b>5</b>	<b>50</b>	<b>30</b>	<b>30</b>	<b>300</b>	<b>Net Change in Fund Balance or Net Position</b>	<b>295,000.00</b>	<b>9,329,108.13</b>	<b>67,480.53</b>	<b>9,396,588.66</b>	<b>276,101.63</b>	<b>-</b>	<b>9,672,690.29</b>
5	50	10	10	100	Non-spendable	664,346.68		664,346.68				664,346.68
5	50	10	10	110	Restricted	-	210,507.64	210,507.64	1,647,100.64			1,857,608.28
5	50	10	10	120	Committed	-	4,873.11	4,873.11				4,873.11
5	50	10	10	130	Assigned	-		-				-
5	50	10	10	140	Unassigned	13,451,889.78	209,539.39	13,661,429.17	792,848.45	(792,848.45)		13,661,429.17
Local Pension ADC Funding Percentage for Only Reported Funds-												
6	60	60	30	300	Municipality			0%				0%
Local Pension ADC Funding Percentage for Only Reported Funds-												
6	60	60	30	301	Police	100%		100%				100%
Local Pension ADC Funding Percentage for Only Reported Funds-												
6	60	60	30	302	Fire	100%		100%				100%
Local Pension ADC Funding Amount for Only Reported Funds-												
6	60	60	30	305	Municipality			-				-
Local Pension ADC Funding Amount for Only Reported Funds-Police												
6	60	60	30	306	Local Pension ADC Funding Amount for Only Reported Funds-Police			-				-
6	60	60	30	307	Local Pension ADC Funding Amount for Only Reported Funds-Fire			-				-
OPEB ADC Funding Percentage for Only Reported Funds-												
6	60	60	40	400	Municipality			0%				0%
6	60	60	40	401	OPEB ADC Funding Percentage for Only Reported Funds-Police	100%		100%				100%
6	60	60	40	402	OPEB ADC Funding Percentage for Only Reported Funds-Fire	100%		100%				100%
6	60	60	40	405	OPEB ADC Funding Amount for Only Reported Funds-Municipality			-				-
6	60	60	40	406	OPEB ADC Funding Amount for Only Reported Funds-Police			-				-
6	60	60	40	407	OPEB ADC Funding Amount for Only Reported Funds-Fire			-				-

Per Audited Fund Financial Statements Fund Description	Total Revenue	Total Other Financing Sources	Total Expenditures
<b>Fund Balance<sup>1</sup> - per MTP-2 at June 30, 2025</b>			
<b>Fund Balance<sup>1</sup> - per MTP-2 at June 30, 2025 adjusted</b>			
101 General Fund	\$ 236,267,459	\$ -	\$ 133,690,833
404 Fire Detail	\$ 48,947	\$ -	\$ 58,247
457 Police Detail	\$ 2,360,316	\$ -	\$ 2,074,915
700 CDBG	\$ 1,570,573	\$ -	\$ 1,564,260
<b>Totals per audited financial statements</b>	<b>\$ 240,247,295</b>	<b>\$ -</b>	<b>\$ 137,388,254</b>
<b><u>Reconciliation from financial statements to MTP2</u></b>			
Reclassify transfer of municipal appropriation to Education Department as expenditure on MTP2	\$ -	\$ -	92,948,626
Community Development Block Grant- To remove loan activity	(1,291,470)	-	(1,285,157)
<b>Totals Per MTP2</b>	<b>\$ 238,955,826</b>	<b>\$ -</b>	<b>\$ 229,051,723</b>

<sup>1</sup> and Net Position if Enterprise Fund activity is included in the transparency portal report.

Total Other Financing Uses	Net Change in Fund Balance <sup>1</sup>	Beginning Fund Fund Balance <sup>1</sup> (Deficit)	Prior Period Adjustment	Restated Beginning Fund Balance <sup>1</sup> (Deficit)	Ending Fund Balance <sup>1</sup> (Deficit)
		15,963,105		15,963,105	
		<u>\$ 15,963,105</u>		<u>\$ 15,963,105</u>	
\$ 92,948,626	\$ 9,628,001	\$ 15,963,105		\$ 15,963,105	\$ 25,591,106
\$ -	\$ (9,299)	\$ (2,599)		\$ (2,599)	\$ (11,898)
\$ -	\$ 285,401	\$ 22,067		\$ 22,067	\$ 307,468
\$ -	\$ 6,313	\$ (26,825)		\$ (26,825)	\$ (20,512)
<u>\$ 92,948,626</u>	<u>\$ 9,910,415</u>	<u>\$ 15,955,748</u>	<u>\$ -</u>	<u>\$ 15,955,748</u>	<u>\$ 25,866,163</u>
(92,948,626)	\$ -	\$ -		\$ -	\$ -
-	(6,313)	26,825		26,825	20,512
<u>\$ -</u>	<u>\$ 9,904,102</u>	<u>\$ 15,982,573</u>	<u>\$ -</u>	<u>\$ 15,982,573</u>	<u>\$ 25,886,675</u>

City of Cranston  
Current Month End  
Employee Roster

Emp#	Name	Position#	Description	B U	Sch	Grade	Step	FTE	Annual Salary	Period Salary	Daily Salary	Hourly Rate	Per Diem Rate	*TimesheetGrp	OrigHireDt	PosHireDate	
008970	HOPKINS, KENNETH J	1101-08-001	MAYOR	AD -1	NU		11	2	1.00	105,000.00	4,038.46	403.85	50.48	403.85	1101-01	02-Jan-2017	05-Jan-2021
008224	MORETTI, ANTHONY C	1101-09-002	CHIEF OF STAFF	AD -0	AD		43	5	1.00	100,478.32	3,864.55	386.46	48.31	386.46	1101-01	05-Jan-2021	05-Jan-2021
008510	PAPLAUSKAS, CHRISTOPHE	1101-09-003	DEPUTY CHIEF OF STAFF	AD -0	AD		37	4	1.00	74,927.48	2,881.83	288.18	36.02	288.18	1101-01	05-Jan-2015	07-Jan-2026
009802	CAPUANO, GINA M	1101-09-004	DIRECTOR CONSTITUENT A	AD -0	AD		32	2	1.00	56,129.60	2,158.83	215.88	26.99	215.88	1101-01	05-Jan-2021	25-Jul-2022
009819	RENZULLI, NICOLE	1101-09-006	GOVERNMENT AFFAIRS CO	AD -0	AD		32	3	1.00	58,655.43	2,255.98	225.60	28.20	225.60	1101-01	05-Jan-2021	12-Jan-2026
009803	MCAULEY, ZITA M	1101-09-007	ADMINISTRATIVE ASSISTAN	AD -0	AD		27	3	1.00	50,281.98	1,933.92	193.39	24.17	193.39	1101-01	05-Jan-2021	05-Jan-2021
004716	VOLPI, MATTHEW	1302-05-008	PRINCIPAL TRAFFIC SAFETY	LI -0	LI		8	7	1.00	66,912.35	2,573.55	257.36	32.17	257.36	1101-01	26-Jun-2000	20-Jul-2020
	#Emps: 7 #Pos: 7																
010222	WALL, DANIEL	1102-08-999	COUNCILPERSON	NU -2	NU		12	1	1.00	8,000.00	307.69	30.77	3.85	30.77	1102-01	12-Oct-2023	12-Oct-2023
009931	CAMPOPIANO, RICHARD D	1102-08-999	COUNCILPERSON	NU -2	NU		13	1	1.00	6,000.00	230.77	23.08	2.88	23.08	1102-01	27-Sep-2021	27-Sep-2021
010278	HAROIAN, KRISTEN	1102-08-999	COUNCILPERSON	NU -2	NU		13	1	1.00	6,000.00	230.77	23.08	2.88	23.08	1102-01	23-Apr-2024	23-Apr-2024
010498	TRAFICANTE, MICHAEL	1102-08-999	COUNCILPERSON	NU -2	NU		13	1	1.00	6,000.00	230.77	23.08	2.88	23.08	1102-01	07-Jan-2025	07-Jan-2025
010499	RITZ, FRANK	1102-08-999	COUNCILPERSON	NU -2	NU		13	1	1.00	6,000.00	230.77	23.08	2.88	23.08	1102-01	07-Jan-2025	07-Jan-2025
010504	GRAZIANO, BRIDGET	1102-08-999	COUNCILPERSON	NU -2	NU		13	1	1.00	6,000.00	230.77	23.08	2.88	23.08	1102-01	06-Jan-2025	06-Jan-2025
010505	BUONANNO, CHRISTOPHER	1102-08-999	COUNCILPERSON	NU -2	NU		13	1	1.00	6,000.00	230.77	23.08	2.88	23.08	1102-01	06-Jan-2025	06-Jan-2025
010612	VAZIRI, EMILIA	1102-08-999	COUNCILPERSON	NU -2	NU		13	1	1.00	6,000.00	230.77	23.08	2.88	23.08	1102-01	11-Sep-2025	11-Sep-2025
	#Emps: 8 #Pos: 8																
007236	FAVICCHIO, MICHAEL W	1104-09-001	DIRECTOR OF PERSONNEL	AD -0	AD		39	7	1.00	89,106.43	3,427.17	342.72	42.84	342.72	1104-01	17-Apr-2023	17-Apr-2023
010140	DELUCA, ZACHARY T	1101-09-005	COMMUNICATIONS COORDI	AD -0	AD		27	6	1.00	54,909.18	2,111.89	211.19	26.40	211.19	1104-01	02-Jan-2023	02-Jan-2023
	#Emps: 2 #Pos: 2																
010148	NELSON, TRACY A	1105-09-001	CITY CLERK & CLERK OF PR	AD -0	AD		42	4	1.00	100,156.02	3,852.15	385.22	48.15	385.22	1105-01	01-Mar-2023	01-Mar-2023
002894	ZANNI, ROSALBA	1105-01-002	ASSISTANT CITY CLERK	CM -0	CM		27	8	1.00	85,004.56	3,269.41	326.94	46.71	326.94	1105-01	23-Jul-1984	23-Jul-1984
009963	ZANNI, DAWN	1105-01-003	SENIOR CLERK I/II	CM -0	CM		14	5	1.00	49,587.90	1,907.23	190.72	27.25	190.72	1105-01	14-Mar-2022	12-Jul-2025
009962	GOYETTE, MATTHEW	1105-01-004	SENIOR CLERK	CM -0	CM		13	3	1.00	45,314.36	1,742.86	174.29	24.90	174.29	1105-01	05-Feb-2024	05-Feb-2024
008771	RICHARDS, BRITTNEY J	1105-01-005	SENIOR CLERK	CM -0	CM		13	3	1.00	45,314.36	1,742.86	174.29	24.90	174.29	1105-01	24-Nov-2025	24-Nov-2025
010582	PATENAUDE, LYSSA	1105-01-006	SENIOR CLERK	CM -0	CM		13	2	1.00	44,060.38	1,694.63	169.46	24.21	169.46	1105-01	26-Jun-2025	12-Jul-2025
	#Emps: 6 #Pos: 6																
009398	BOTELHO, MARANDA L	1107-01-001	ADMINISTRATIVE COURT AS	CM -0	CM		21	4	1.00	60,202.51	2,315.48	231.55	33.08	231.55	1107-01	16-Aug-2021	11-Sep-2023
006986	COIA, RAYMOND	1107-08-004	MUNICIPAL COURT JUDGE	NU -1	NU		15	1	1.00	10,000.00	384.62	38.46	4.81	38.46	1107-01	01-Jul-2009	02-Jan-2023
	#Emps: 2 #Pos: 2																
008968	LIMA, NICHOLAS J	1108-09-001	REGISTRAR/DIRECTOR OF E	AD -0	AD		35	4	1.00	64,120.78	2,466.18	246.62	30.83	246.62	1108-01	03-Jan-2017	03-Jan-2017
002877	BUCCI, THERESA	1108-01-001	DEPUTY REGISTRAR	CM -0	CM		22	8	1.00	70,378.67	2,706.87	270.69	38.67	270.69	1108-01	12-Dec-1994	12-Dec-1994
004554	MADONNA, MARIA E	1108-01-002	ELECTION OPERATIONS CO	CM -0	CM		21	8	1.00	67,940.05	2,613.08	261.31	37.33	261.31	1108-01	24-Sep-2001	24-Sep-2001
009133	BRITO, EMERSON	1108-01-003	BILINGUAL ELECTIONS SPE	CM -0	CM		17	6	1.00	56,300.43	2,165.40	216.54	30.93	216.54	1108-01	27-Jul-2021	27-Jul-2021
	#Emps: 4 #Pos: 4																
010328	ASHMAN COLLINS, BETH	1109-09-001	CITY PLANNING DIRECTOR	AD -0	AD		43	4	1.00	97,933.84	3,766.69	376.67	47.08	376.67	1109-01	29-Jul-2024	21-Apr-2025
010239	BRUGGEMANN, JONAS	1109-01-002	PRINCIPAL PLANNER	CM -0	CM		32	2	1.00	83,126.68	3,197.18	319.72	45.67	319.72	1109-01	11-Mar-2024	26-May-2025
010238	VALCOURT, BRIANNA	1109-01-003	SENIOR PLANNER	CM -0	CM		29	3	1.00	77,157.44	2,967.59	296.76	42.39	296.76	1109-01	11-Mar-2024	11-Mar-2024
010583	RAY, JAMES	1109-01-004	PLANNER TECH	CM -0	CM		19	2	1.00	52,746.88	2,028.73	202.87	28.98	202.87	1109-01	07-Jul-2025	07-Jul-2025
	#Emps: 4 #Pos: 4																
009808	PAULINO, FRANKLIN J	1110-09-002	ECONOMIC DEVELOPMENT	AD -0	AD		39	5	1.00	83,636.98	3,216.81	321.68	40.21	321.68	1110-20	26-Jan-2021	26-Jan-2021
003370	CARDULLO, JOHN	1603-09-003	PROJECTS MANAGER	AD -0	AD		24	8	1.00	47,062.01	1,810.08	181.01	22.63	181.01	1110-20	22-Nov-2008	02-Dec-2024
	#Emps: 2 #Pos: 2																
008208	MURRAY, PAUL	1111-01-002	MECHANICAL/PLUMBING INS	CM -0	CM		28	7	1.00	86,401.59	3,323.14	332.31	47.47	332.31	1111-01	02-Dec-2013	02-Dec-2013
006939	PIKUL, STANLEY	1111-01-003	ALTERNATE BUILDING OFFI	CM -0	CM		30	8	1.00	94,487.48	3,634.13	363.41	51.92	363.41	1111-01	26-Jan-2009	28-May-2018
010518	BROCHU, MARK	1111-01-004	ELECTRICAL INSPECTOR	CM -0	CM		28	6	1.00	83,126.68	3,197.18	319.72	45.67	319.72	1111-01	21-Apr-2025	21-Apr-2025
010616	PARSONS, KENNETH R JR	1111-01-005	BUILDING INSPECTOR	CM -0	CM		26	1	1.00	64,476.05	2,479.85	247.98	35.43	247.98	1111-01	27-Oct-2025	23-Feb-2026

City of Cranston  
Current Month End  
Employee Roster

Emp#	Name	Position#	Description	B U	Sch	Grade	Step	FTE	Annual Salary	Period Salary	Daily Salary	Hourly Rate	Per Diem Rate	*TimesheetGrp	OrigHireDt	PosHireDate
009042	IALONGO, FRANK P	1111-01-007	PLAN REVIEW/FIELD INSPE	CM -0	CM	26	3	1.00	69,167.64	2,660.29	266.03	38.00	266.03	1111-01	05-Sep-2017	16-Dec-2024
009447	MARCHETTI, ANNAMARIE	1111-01-008	INSPECTOR OF MINIMUM HC	CM -0	CM	21	6	1.00	64,476.05	2,479.85	247.98	35.43	247.98	1111-01	08-Jul-2019	08-Jul-2019
009461	DOMENECH, CARLOS A	1111-01-010	INSPECTOR OF MINIMUM HC	CM -0	CM	21	6	1.00	64,476.05	2,479.85	247.98	35.43	247.98	1111-01	19-Aug-2019	19-Aug-2019
008998	JENKINS, JAYNA	1111-01-011	SENIOR CLERK I/II	CM -0	CM	14	6	1.00	51,144.00	1,967.08	196.71	28.10	196.71	1111-01	05-Jun-2017	05-Jun-2017
006952	SCAVITTI, CYNTHIA	1111-01-012	PERMIT TECHNICIAN	CM -0	CM	19	8	1.00	63,480.51	2,441.56	244.16	34.88	244.16	1111-01	17-Feb-2009	23-Jan-2017
	#Emps: 9 #Pos: 9															
010634	STROM, ROBERT	1112-09-001	DIRECTOR OF FINANCE	AD -0	AD	55	3	1.00	150,736.33	5,797.55	579.76	72.47	579.76	1112-01	09-Mar-2026	20-Apr-2026
010226	FLANIGAN, ZACHARY M	1112-01-003	CHIEF FINANCE CLERK	CM -0	CM	25	4	1.00	69,167.64	2,660.29	266.03	38.00	266.03	1112-01	02-Jan-2024	02-Jan-2024
	#Emps: 2 #Pos: 2															
004593	IGOE, MICHAEL J	1113-01-001	CITY CONTROLLER	CM -0	CM	43	8	1.00	152,111.78	5,850.45	585.05	83.58	585.05	1113-01	15-May-2000	15-May-2000
008967	MACHADO, BRITTANY F	1113-01-003	PAYROLL/BENEFITS CLERK	CM -0	CM	26	6	1.00	77,157.44	2,967.59	296.76	42.39	296.76	1113-01	09-Jan-2017	23-Mar-2024
007385	PESHKA, JERROLD	1113-01-004	PAYABLES/PENSION CLERK	CM -0	CM	17	7	1.00	58,181.76	2,237.76	223.78	31.97	223.78	1113-01	04-Jun-2012	04-Jun-2012
	#Emps: 3 #Pos: 3															
010023	MALLETTE, KENNETH M JR	1114-09-001	CITY ASSESSOR	AD -0	AD	43	5	1.00	100,478.32	3,864.55	386.46	48.31	386.46	1114-01	01-Aug-2022	01-Aug-2022
006925	COLE, DAVID S	1114-01-002	DEPUTY TAX ASSESSOR	CM -0	CM	30	8	1.00	94,487.48	3,634.13	363.41	51.92	363.41	1114-01	29-Dec-2008	29-Dec-2008
009852	DE ANDRADE, DOMINIC J	1114-01-003	FIELD APPRAISER	CM -0	CM	20	4	1.00	58,181.76	2,237.76	223.78	31.97	223.78	1114-01	02-Jan-2023	02-Jan-2023
006688	MOYNIHAN, MICHAELA A	1114-01-004	PRINCIPAL CLERK	CM -0	CM	17	4	1.00	52,746.88	2,028.73	202.87	28.98	202.87	1114-01	22-Apr-2024	05-May-2025
008670	SMITH, BRIANNA	1114-01-006	SENIOR CLERK	CM -0	CM	13	6	1.00	49,587.90	1,907.23	190.72	27.25	190.72	1114-01	02-May-2016	02-May-2016
	#Emps: 5 #Pos: 5															
004765	MARCHESI, MARK J.	1115-01-001	PURCHASING AGENT	CM -0	CM	36	8	1.00	113,997.34	4,384.51	438.45	62.64	438.45	1115-01	05-Sep-2000	05-Sep-2000
008583	KARALEKAS, GIANNA R	1115-01-002	PURCHASING/CLAIMS CLER	CM -0	CM	21	6	1.00	64,476.05	2,479.85	247.98	35.43	247.98	1115-01	01-Aug-2017	22-Jul-2019
	#Emps: 2 #Pos: 2															
005650	SCUNGIO, ELAINE	1116-01-006	COMMUNICATIONS TECHNIO	CM -0	CM	26	7	1.00	80,037.23	3,078.36	307.84	43.98	307.84	1116-01	15-Mar-2004	15-Mar-2004
000993	GIARRUSSO, MARIA V	1116-01-002	GIS PROGRAM MANAGER	CM -0	CM	38	8	1.00	123,659.72	4,756.14	475.61	67.94	475.61	1116-01	07-Sep-1993	07-Sep-1993
010282	BURKE, NATHAN	1116-01-004	PROGRAMMER	CM -0	CM	26	5	1.00	74,370.11	2,860.39	286.04	40.86	286.04	1116-01	03-Jun-2024	03-Jun-2024
	#Emps: 3 #Pos: 3															
006922	CAPUANO, DAVID A	1117-01-002	SENIOR TAX REVENUE AGE	CM -0	CM	34	8	1.00	110,420.86	4,246.96	424.70	60.67	424.70	1117-01	06-Jan-2009	09-Jul-2020
007068	MANZI, MARIA K	1117-01-003	SENIOR CASHIER	CM -0	CM	20	7	1.00	64,476.05	2,479.85	247.98	35.43	247.98	1117-01	16-Aug-2010	23-Mar-2024
010533	WATSON, MIKALA	1117-01-004	CASHIER	CM -0	CM	17	2	1.00	49,587.90	1,907.23	190.72	27.25	190.72	1117-01	27-May-2025	27-May-2025
008673	IGOE, DEBORAH J	1117-01-005	CASHIER	CM -0	CM	17	6	1.00	56,300.43	2,165.40	216.54	30.93	216.54	1117-01	06-Sep-2016	06-Sep-2016
009085	SMITH, MARGARET L	1117-01-007	CASHIER	CM -0	CM	17	6	1.00	56,300.43	2,165.40	216.54	30.93	216.54	1117-01	22-Jan-2018	22-Jan-2018
	#Emps: 5 #Pos: 5															
009833	LEVASSEUR, RAYMOND L J	1200-04-001	FIRE APPARATUS MAINT SU	FC -0	FC	28	3	1.00	80,349.41	3,090.36	309.04	38.63	309.04	1200-01	26-Apr-2021	06-Jan-2025
006431	ZAMBARANO, JOHN	1200-04-002	ELECTRICAL WORKER	FC -0	FC	20	7	1.00	68,355.86	2,629.07	262.91	32.86	262.91	1200-01	08-Nov-2006	08-Nov-2006
007225	MERKERT, ADAM	1200-04-003	FIRE CIVILIAN DISPATCHER	FC -1	FC	19	7	1.00	66,038.96	2,539.96	254.00	31.75	254.00	1200-01	01-Jan-2011	01-Jan-2011
007226	FERRI, ROBERT P	1200-04-004	FIRE CIVILIAN DISPATCHER	FC -1	FC	19	7	1.00	66,038.96	2,539.96	254.00	31.75	254.00	1200-01	01-Jan-2011	01-Jan-2011
007228	PAUL, HENRY	1200-04-006	FIRE CIVILIAN DISPATCHER	FC -1	FC	19	7	1.00	66,038.96	2,539.96	254.00	31.75	254.00	1200-01	01-Jan-2011	01-Jan-2011
007229	HAGGIS, MICHAEL	1200-04-007	FIRE CIVILIAN DISPATCHER	FC -1	FC	19	7	1.00	66,038.96	2,539.96	254.00	31.75	254.00	1200-01	01-Jan-2011	01-Jan-2011
007355	LANDRY, SHARIAH	1200-04-008	FIRE CIVILIAN DISPATCHER	FC -1	FC	19	7	1.00	66,038.96	2,539.96	254.00	31.75	254.00	1200-01	13-Feb-2012	24-Nov-2018
007231	SILVA, JESSICA	1200-04-009	FIRE CIVILIAN DISPATCHER	FC -1	FC	19	2	1.00	55,096.86	2,119.11	211.91	26.49	211.91	1200-01	01-Jan-2011	11-Aug-2025
007305	SCUNGIO, LEE	1200-04-010	FIRE CIVILIAN DISPATCHER	FC -1	FC	19	7	1.00	66,038.96	2,539.96	254.00	31.75	254.00	1200-01	24-Sep-2012	24-Sep-2012
007233	FRANCAZIO, RICHARD C	1200-04-011	FIRE CIVILIAN DISPATCHER	FC -1	FC	19	7	1.00	66,038.96	2,539.96	254.00	31.75	254.00	1200-01	01-Jan-2011	01-Jan-2011
008197	GRADY, TRACY E	1200-04-012	PRINCIPAL CLERK	FC -0	FC	17	7	1.00	60,839.68	2,339.99	234.00	33.43	234.00	1200-01	07-Oct-2013	12-Dec-2016
001796	O'BRIEN, KIMBERLY	1200-04-013	SENIOR CLERK	FC -0	FC	15	7	1.00	56,286.72	2,164.87	216.49	30.93	216.49	1200-01	20-Nov-1989	03-Sep-2018
009091	IAROSSI, LISA	1200-04-014	CLERK	FC -0	FC	10	7	1.00	46,886.64	1,803.33	180.33	25.76	180.33	1200-01	20-Feb-2018	20-Feb-2018
006607	BOLTON, SEAN	1200-04-015	AUTOMOTIVE MECHANIC	FC -0	FC	6	7	1.00	68,948.49	2,651.87	265.19	33.15	265.19	1200-07	10-Dec-2007	06-Jan-2025
009048	SAM, SAVONG	1200-04-016	AUTOMOTIVE MECHANIC	FC -0	FC	6	7	1.00	68,948.49	2,651.87	265.19	33.15	265.19	1200-07	21-Aug-2017	11-Feb-2023
	#Emps: 15 #Pos: 15															

City of Cranston  
Current Month End  
Employee Roster

Emp#	Name	Position#	Description	B U	Sch	Grade	Step	FTE	Annual Salary	Period Salary	Daily Salary	Hourly Rate	Per Diem Rate	*TimesheetGrp	OrigHireDt	PosHireDate
000058	WOYCIECHOWSKI, JAMES	1200-03-002	ASSISTANT FIRE CHIEF	AD -0	AD	50	2	1.00	122,700.00	4,719.23	471.92	58.99	471.92	1200-08	15-Jul-1991	04-Jan-2025
000539	MANCINI, RICHARD J	1200-03-003	ASSISTANT FIRE CHIEF	AD -0	AD	50	2	1.00	122,700.00	4,719.23	471.92	58.99	471.92	1200-08	17-Oct-1988	28-Jul-2018
002374	MIQUETTE, ARMAND A JR	1200-03-004	CITY FIRE MARSHALL-DIVIS	FI -3	FI	8	1	1.00	110,014.06	4,231.31	528.91	52.89	528.91	1200-08	21-Aug-1995	11-Jan-2025
002871	FONTAINE, ROLAND N	1200-03-005	DIVISION CHIEF	FI -3	FI	8	1	1.00	110,014.06	4,231.31	528.91	52.89	528.91	1200-08	11-Jul-1994	10-Jan-2026
001131	RINFRETTE, JEFFREY M	1200-03-006	DIVISION CHIEF	FI -3	FI	8	1	1.00	110,014.06	4,231.31	528.91	52.89	528.91	1200-08	21-Aug-1995	08-Feb-2025
002365	DESORCY, PAUL A	1200-03-007	SUPT OF FIRE ALARMS DIVI	FI -3	FI	8	1	1.00	110,014.06	4,231.31	528.91	52.89	528.91	1200-08	13-Sep-1993	01-Sep-2022
003632	GREENE, RICHARD J	1200-03-008	EMERGENCY MEDICAL SER	FI -3	FI	8	1	1.00	110,014.06	4,231.31	528.91	52.89	528.91	1200-08	14-Jul-1997	01-Sep-2022
001858	DIBIASIO, ROBERT A	1200-03-009	BATTALION CHIEF	FI -3	FI	7	1	1.00	101,613.72	3,908.22	488.53	48.85	488.53	1200-08	21-Aug-1995	08-Feb-2025
003319	SAFFORD, LINWOOD J JR	1200-03-010	BATTALION CHIEF	FI -3	FI	7	1	1.00	101,613.72	3,908.22	488.53	48.85	488.53	1200-08	21-Aug-1995	08-Feb-2025
002329	GOSSELIN, ROLAND J	1200-03-011	BATTALION CHIEF	FI -3	FI	7	1	1.00	101,613.72	3,908.22	488.53	48.85	488.53	1200-08	21-Aug-1995	11-Jan-2025
000509	LAMOTHE, CHRISTIAN D	1200-03-012	BATTALION CHIEF	FI -3	FI	7	1	1.00	101,613.72	3,908.22	488.53	48.85	488.53	1200-08	21-Aug-1995	04-Jan-2025
003628	CAMARA, CHARLES	1200-03-013	BATTALION CHIEF	FI -3	FI	7	1	1.00	101,613.72	3,908.22	488.53	48.85	488.53	1200-08	14-Jul-1997	10-Jan-2026
000020	ROBBINS, CHARLES T	1200-03-014	BATTALION CHIEF	FI -2	FI	7	1	1.00	101,613.72	3,908.22	488.53	48.85	488.53	1200-08	23-Sep-1996	22-Feb-2025
000571	MAYNARD, CHRISTOPHER	1200-03-015	BATTALION CHIEF	FI -3	FI	7	1	1.00	101,613.72	3,908.22	488.53	48.85	488.53	1200-08	27-Jul-1992	27-Jul-2024
003492	LABRECQUE, CHRISTOPHE	1200-03-016	BATTALION CHIEF	FI -3	FI	7	1	1.00	101,613.72	3,908.22	488.53	48.85	488.53	1200-08	10-Mar-1997	08-Mar-2025
003629	JUTRAS, CHRISTIAN B	1200-03-017	CAPTAIN	FI -3	FI	6	1	1.00	93,213.38	3,585.13	448.14	44.81	448.14	1200-08	14-Jul-1997	04-Jan-2025
005238	WALSH, MARK	1200-03-018	CAPTAIN	FI -3	FI	6	1	1.00	93,213.38	3,585.13	448.14	44.81	448.14	1200-08	05-Aug-2002	22-Feb-2025
003626	NOTTELL JR, JOHN T	1200-03-019	CAPTAIN	FI -3	FI	6	1	1.00	93,213.38	3,585.13	448.14	44.81	448.14	1200-08	14-Jul-1997	27-Jul-2024
004479	CHAMBERLAND, DAVID J	1200-03-020	CAPTAIN	FI -3	FI	6	1	1.00	93,213.38	3,585.13	448.14	44.81	448.14	1200-08	23-Aug-1999	10-Jan-2026
004476	NERI, DAVID C	1200-03-021	CAPTAIN	FI -3	FI	6	1	1.00	93,213.38	3,585.13	448.14	44.81	448.14	1200-08	23-Aug-1999	08-Feb-2025
004729	DIDINO, DAVID	1200-03-022	CAPTAIN	FI -3	FI	6	1	1.00	93,213.38	3,585.13	448.14	44.81	448.14	1200-08	10-Jul-2000	08-Feb-2025
004733	BROUILLARD, DAVID	1200-03-023	CAPTAIN	FI -3	FI	6	1	1.00	93,213.38	3,585.13	448.14	44.81	448.14	1200-08	10-Jul-2000	22-Feb-2025
004030	PEDRO, NELSON	1200-03-024	CAPTAIN	FI -3	FI	6	1	1.00	93,213.38	3,585.13	448.14	44.81	448.14	1200-08	14-Sep-1998	08-Mar-2025
004473	WELLER, SCOTT C	1200-03-025	CAPTAIN	FI -3	FI	6	1	1.00	93,213.38	3,585.13	448.14	44.81	448.14	1200-08	23-Aug-1999	11-Jan-2025
004032	TELLIER, RYAN L	1200-03-026	CAPTAIN	FI -3	FI	6	1	1.00	93,213.38	3,585.13	448.14	44.81	448.14	1200-08	14-Sep-1998	11-Jan-2025
004732	RIVELLI, MICHAEL	1200-03-027	CAPTAIN	FI -3	FI	6	1	1.00	93,213.38	3,585.13	448.14	44.81	448.14	1200-08	10-Jul-2000	08-Feb-2025
002412	DELISLE, MICHAEL P	1200-03-028	RESCUE CAPTAIN	FI -3	FI	6	1	1.00	93,213.38	3,585.13	448.14	44.81	448.14	1200-08	21-Aug-1995	01-Sep-2022
004731	ANSLEY, KEVIN	1200-03-029	RESCUE CAPTAIN	FI -3	FI	6	1	1.00	93,213.38	3,585.13	448.14	44.81	448.14	1200-08	10-Jul-2000	01-Sep-2022
006743	BEAULIEU, RICHARD C	1200-03-030	RESCUE CAPTAIN	FI -3	FI	6	1	1.00	93,213.38	3,585.13	448.14	44.81	448.14	1200-08	08-Sep-2008	23-Aug-2025
006241	CORSON, CHRISTOPHER K	1200-03-031	RESCUE CAPTAIN	FI -3	FI	6	1	1.00	93,213.38	3,585.13	448.14	44.81	448.14	1200-08	31-Jul-2006	01-Sep-2022
005254	DAVY, DAVID	1200-03-032	RESCUE CAPTAIN	FI -3	FI	6	1	1.00	93,213.38	3,585.13	448.14	44.81	448.14	1200-08	05-Aug-2002	01-Sep-2022
005248	RONCI, WILLIAM	1200-03-033	LEAD LINEMAN	FI -3	FI	5	1	1.00	85,874.36	3,302.86	412.86	41.29	412.86	1200-08	05-Aug-2002	12-Aug-2023
006233	MATHER, JAMES W	1200-03-034	LIEUTENANT	FI -3	FI	5	1	1.00	85,874.36	3,302.86	412.86	41.29	412.86	1200-08	31-Jul-2006	22-Apr-2023
006243	CAMERON, RUSSELL	1200-03-035	LIEUTENANT	FI -3	FI	5	1	1.00	85,874.36	3,302.86	412.86	41.29	412.86	1200-08	31-Jul-2006	15-Jul-2023
006242	POISSON, MICHAEL R	1200-03-036	LIEUTENANT	FI -3	FI	5	1	1.00	85,874.36	3,302.86	412.86	41.29	412.86	1200-08	31-Jul-2006	30-Dec-2023
006245	KELLIHER, KYLE E	1200-03-037	LIEUTENANT	FI -3	FI	5	1	1.00	85,874.36	3,302.86	412.86	41.29	412.86	1200-08	31-Jul-2006	26-Aug-2023
006754	MASSEY, CRAIG J	1200-03-038	LIEUTENANT	FI -3	FI	5	1	1.00	85,874.36	3,302.86	412.86	41.29	412.86	1200-08	08-Sep-2008	21-Sep-2024
006234	LAPLANTE, JASON D	1200-03-039	LIEUTENANT	FI -3	FI	5	1	1.00	85,874.36	3,302.86	412.86	41.29	412.86	1200-08	31-Jul-2006	27-Jul-2024
007382	CORDO, ANTHONY A	1200-03-040	LIEUTENANT	FI -3	FI	5	1	1.00	85,874.36	3,302.86	412.86	41.29	412.86	1200-08	14-May-2012	21-Mar-2026
006244	ZAMBRANO, DAVID P	1200-03-041	LIEUTENANT	FI -3	FI	5	1	1.00	85,874.36	3,302.86	412.86	41.29	412.86	1200-08	31-Jul-2006	21-Oct-2023
007373	LEVESQUE, MATTHEW D	1200-03-042	LIEUTENANT	FI -3	FI	5	1	1.00	85,874.36	3,302.86	412.86	41.29	412.86	1200-08	14-May-2012	08-Mar-2025
008095	ADAM, NICHOLAS R	1200-03-043	LIEUTENANT	FI -3	FI	5	1	1.00	85,874.36	3,302.86	412.86	41.29	412.86	1200-08	11-Feb-2013	04-Apr-2026
006752	ENRIGHT, RONALD	1200-03-044	LIEUTENANT	FI -3	FI	5	1	1.00	85,874.36	3,302.86	412.86	41.29	412.86	1200-08	08-Sep-2008	11-Jan-2025
006809	CRUDALE, MICHAEL R	1200-03-045	LIEUTENANT	FI -3	FI	5	1	1.00	85,874.36	3,302.86	412.86	41.29	412.86	1200-08	20-Sep-2008	11-Jan-2025
006810	RACINE, JAMES T	1200-03-046	LIEUTENANT	FI -3	FI	5	1	1.00	85,874.36	3,302.86	412.86	41.29	412.86	1200-08	20-Sep-2008	08-Feb-2025
007376	THIBEAULT, JAKE	1200-03-047	LIEUTENANT	FI -3	FI	5	1	1.00	85,874.36	3,302.86	412.86	41.29	412.86	1200-08	14-May-2012	10-Jan-2026
004482	PELLETIER, NORMAN L	1200-03-048	LIEUTENANT	FI -3	FI	5	1	1.00	85,874.36	3,302.86	412.86	41.29	412.86	1200-08	30-Aug-1999	01-Sep-2022
007381	THOMAS, JOHN J	1200-03-049	LIEUTENANT	FI -3	FI	5	1	1.00	85,874.36	3,302.86	412.86	41.29	412.86	1200-08	14-May-2012	08-Feb-2025
004730	BURGESS, STEVEN	1200-03-050	LIEUTENANT	FI -3	FI	5	1	1.00	85,874.36	3,302.86	412.86	41.29	412.86	1200-08	10-Jul-2000	01-Sep-2022
007379	BONNER, ADAM J	1200-03-051	LIEUTENANT	FI -3	FI	5	1	1.00	85,874.36	3,302.86	412.86	41.29	412.86	1200-08	14-May-2012	08-Feb-2025
007375	WARREN, JONATHAN A	1200-03-052	LIEUTENANT	FI -3	FI	5	1	1.00	85,874.36	3,302.86	412.86	41.29	412.86	1200-08	14-May-2012	22-Feb-2025
006751	COFFEY, DAVID J	1200-03-053	LIEUTENANT	FI -3	FI	5	1	1.00	85,874.36	3,302.86	412.86	41.29	412.86	1200-08	08-Sep-2008	13-Jan-2024
006238	BURGESS, ROBERT I III	1200-03-054	LIEUTENANT	FI -3	FI	5	1	1.00	85,874.36	3,302.86	412.86	41.29	412.86	1200-08	31-Jul-2006	14-Jan-2023

City of Cranston  
Current Month End  
Employee Roster

Emp#	Name	Position#	Description	B U	Sch	Grade	Step	FTE	Annual Salary	Period Salary	Daily Salary	Hourly Rate	Per Diem Rate	*TimesheetGrp	OrigHireDt	PosHireDate
006758	O'LEARY, KEVIN D	1200-03-055	LIEUTENANT	FI -3	FI	5	1	1.00	85,874.36	3,302.86	412.86	41.29	412.86	1200-08	08-Sep-2008	27-Jul-2024
005249	MOFFAT, KEITH JR	1200-03-056	LIEUTENANT	FI -3	FI	5	1	1.00	85,874.36	3,302.86	412.86	41.29	412.86	1200-08	05-Aug-2002	11-Mar-2023
007380	FRANCIS, JONATHAN P	1200-03-057	LIEUTENANT	FI -3	FI	5	1	1.00	85,874.36	3,302.86	412.86	41.29	412.86	1200-08	14-May-2012	22-Feb-2025
006235	WARBURTON, DAVID	1200-03-058	LIEUTENANT	FI -3	FI	5	1	1.00	85,874.36	3,302.86	412.86	41.29	412.86	1200-08	31-Jul-2006	22-Apr-2023
005241	BRAZENOR, SCOTT	1200-03-059	LIEUTENANT	FI -3	FI	5	1	1.00	85,874.36	3,302.86	412.86	41.29	412.86	1200-08	05-Aug-2002	01-Sep-2022
005244	COTE, GABRIEL	1200-03-060	LIEUTENANT	FI -3	FI	5	1	1.00	85,874.36	3,302.86	412.86	41.29	412.86	1200-08	05-Aug-2002	01-Sep-2022
005246	CLEARY, BRANDON	1200-03-061	LIEUTENANT	FI -3	FI	5	1	1.00	85,874.36	3,302.86	412.86	41.29	412.86	1200-08	05-Aug-2002	01-Sep-2022
006231	WILD, MATTHEW	1200-03-062	LIEUTENANT	FI -3	FI	5	1	1.00	85,874.36	3,302.86	412.86	41.29	412.86	1200-08	31-Jul-2006	12-Aug-2023
005250	LYSKAWA, CHRISTOPHER	1200-03-063	LIEUTENANT	FI -3	FI	5	1	1.00	85,874.36	3,302.86	412.86	41.29	412.86	1200-08	05-Aug-2002	01-Sep-2022
005251	CARPENTER, ANDREW	1200-03-064	LIEUTENANT	FI -3	FI	5	1	1.00	85,874.36	3,302.86	412.86	41.29	412.86	1200-08	05-Aug-2002	01-Sep-2022
006237	BURKE, MICHAEL J JR	1200-03-065	LIEUTENANT	FI -3	FI	5	1	1.00	85,874.36	3,302.86	412.86	41.29	412.86	1200-08	31-Jul-2006	03-Jul-2023
006239	PALLINI, MATTHEW P	1200-03-066	LIEUTENANT	FI -3	FI	5	1	1.00	85,874.36	3,302.86	412.86	41.29	412.86	1200-08	31-Jul-2006	01-Sep-2022
009472	BENEDETTI, EUGENE J	1200-03-067	RESCUE LIEUTENANT	FI -3	FI	5	1	1.00	85,874.36	3,302.86	412.86	41.29	412.86	1200-08	21-Oct-2019	24-Nov-2025
008785	CUTE, SCOTT	1200-03-068	RESCUE LIEUTENANT	FI -3	FI	5	1	1.00	85,874.36	3,302.86	412.86	41.29	412.86	1200-08	21-Nov-2016	23-Jan-2024
010247	LAVALLEE, CONOR	1200-03-068	RESCUE LIEUTENANT	FI -3	FI	5	1	1.00	85,874.36	3,302.86	412.86	41.29	412.86	1200-08	25-Mar-2024	30-Apr-2026
008099	CARCIERI, NICOLA J	1200-03-069	RESCUE LIEUTENANT	FI -3	FI	5	1	1.00	85,874.36	3,302.86	412.86	41.29	412.86	1200-08	11-Feb-2013	01-Sep-2022
008103	GIARDINA, JOSEPH R	1200-03-070	RESCUE LIEUTENANT	FI -3	FI	5	1	1.00	85,874.36	3,302.86	412.86	41.29	412.86	1200-08	11-Feb-2013	01-Sep-2022
008108	LEE, JASON C	1200-03-071	RESCUE LIEUTENANT	FI -3	FI	5	1	1.00	85,874.36	3,302.86	412.86	41.29	412.86	1200-08	11-Feb-2013	01-Sep-2022
010158	MORSE, BARRY D	1200-03-072	RESCUE LIEUTENANT	FI -3	FI	5	1	1.00	85,874.36	3,302.86	412.86	41.29	412.86	1200-08	13-Mar-2023	01-Mar-2026
009921	SHACKLEFORD, JACOB	1200-03-073	RESCUE LIEUTENANT	FI -3	FI	5	1	1.00	85,874.36	3,302.86	412.86	41.29	412.86	1200-08	20-Sep-2021	17-Feb-2024
009922	SNOW, BRIAN	1200-03-074	RESCUE LIEUTENANT	FI -3	FI	5	1	1.00	85,874.36	3,302.86	412.86	41.29	412.86	1200-08	20-Sep-2021	24-Nov-2025
009097	FULTZ, SHANNON E	1200-03-075	RESCUE LIEUTENANT	FI -3	FI	5	1	1.00	85,874.36	3,302.86	412.86	41.29	412.86	1200-08	05-Mar-2018	01-Sep-2022
009099	TREMBLAY, JOSEPH A	1200-03-076	RESCUE LIEUTENANT	FI -3	FI	5	1	1.00	85,874.36	3,302.86	412.86	41.29	412.86	1200-08	05-Mar-2018	01-Sep-2022
009488	REID, JOSHUA	1200-03-077	RESCUE LIEUTENANT	FI -3	FI	5	1	1.00	85,874.36	3,302.86	412.86	41.29	412.86	1200-08	21-Oct-2019	01-Sep-2022
009918	OSSIAN, JESSE	1200-03-078	RESCUE LIEUTENANT	FI -3	FI	5	1	1.00	85,874.36	3,302.86	412.86	41.29	412.86	1200-08	20-Sep-2021	22-Oct-2024
008113	SULLIVAN, KEITH A	1200-03-079	FIREFIGHTER	FI -3	FI	4	1	1.00	79,206.92	3,046.42	380.80	38.08	380.80	1200-08	11-Feb-2013	11-Feb-2013
008111	REBELLO, COREY G	1200-03-080	FIREFIGHTER	FI -3	FI	4	1	1.00	79,206.92	3,046.42	380.80	38.08	380.80	1200-08	11-Feb-2013	11-Feb-2013
008117	OLIVEIRA, JOSHUA	1200-03-082	FIREFIGHTER	FI -3	FI	4	1	1.00	79,206.92	3,046.42	380.80	38.08	380.80	1200-08	26-Feb-2013	26-Feb-2013
010519	BELIVEAU, DION	1200-03-083	FIREFIGHTER	FI -3	FI	2	1	1.00	73,801.52	2,838.52	354.82	35.48	354.82	1200-08	28-Apr-2025	28-Apr-2025
008777	BIBBY, JEFFREY	1200-03-084	FIREFIGHTER	FI -3	FI	4	1	1.00	79,206.92	3,046.42	380.80	38.08	380.80	1200-08	21-Nov-2016	21-Nov-2016
008778	MOLLIS, MICHAEL	1200-03-085	FIREFIGHTER	FI -3	FI	4	1	1.00	79,206.92	3,046.42	380.80	38.08	380.80	1200-08	21-Nov-2016	21-Nov-2016
008779	CAMPION, JOHN	1200-03-086	FIREFIGHTER	FI -3	FI	4	1	1.00	79,206.92	3,046.42	380.80	38.08	380.80	1200-08	21-Nov-2016	21-Nov-2016
008780	COUPE, CHRISTIAN	1200-03-087	FIREFIGHTER	FI -3	FI	4	1	1.00	79,206.92	3,046.42	380.80	38.08	380.80	1200-08	21-Nov-2016	21-Nov-2016
008781	DUQUETTE, GREGORY	1200-03-088	FIREFIGHTER	FI -3	FI	4	1	1.00	79,206.92	3,046.42	380.80	38.08	380.80	1200-08	21-Nov-2016	21-Nov-2016
008782	SAVATTERE, SALVATORE	1200-03-089	FIREFIGHTER	FI -3	FI	4	1	1.00	79,206.92	3,046.42	380.80	38.08	380.80	1200-08	21-Nov-2016	21-Nov-2016
008112	SNOW, GREGORY A	1200-03-090	FIREFIGHTER	FI -3	FI	4	1	1.00	79,206.92	3,046.42	380.80	38.08	380.80	1200-08	11-Feb-2013	11-Feb-2013
008096	ARSENAULT, NORMAN E JR	1200-03-091	FIREFIGHTER	FI -3	FI	4	1	1.00	79,206.92	3,046.42	380.80	38.08	380.80	1200-08	11-Feb-2013	11-Feb-2013
009909	ALMEIDA, JALEN	1200-03-092	FIREFIGHTER	FI -3	FI	4	1	1.00	79,206.92	3,046.42	380.80	38.08	380.80	1200-08	20-Sep-2021	20-Sep-2021
008784	DEMERCHANT, KYLE	1200-03-093	FIREFIGHTER	FI -3	FI	4	1	1.00	79,206.92	3,046.42	380.80	38.08	380.80	1200-08	21-Nov-2016	21-Nov-2016
009095	PLANTE, RYAN	1200-03-094	FIREFIGHTER	FI -3	FI	4	1	1.00	79,206.92	3,046.42	380.80	38.08	380.80	1200-08	05-Mar-2018	05-Mar-2018
008786	GIGUERE, BUTCH	1200-03-096	FIREFIGHTER	FI -3	FI	4	1	1.00	79,206.92	3,046.42	380.80	38.08	380.80	1200-08	21-Nov-2016	21-Nov-2016
009096	WALL, BRYAN A	1200-03-097	FIREFIGHTER	FI -3	FI	4	1	1.00	79,206.92	3,046.42	380.80	38.08	380.80	1200-08	05-Mar-2018	05-Mar-2018
009908	ALLEY, BRIAN JR	1200-03-098	FIREFIGHTER	FI -3	FI	4	1	1.00	79,206.92	3,046.42	380.80	38.08	380.80	1200-08	20-Sep-2021	01-Sep-2022
009098	SILVA, MARK	1200-03-099	FIREFIGHTER	FI -3	FI	4	1	1.00	79,206.92	3,046.42	380.80	38.08	380.80	1200-08	05-Mar-2018	05-Mar-2018
010149	FOX, STEPHEN	1200-03-100	FIREFIGHTER	FI -3	FI	4	1	1.00	79,206.92	3,046.42	380.80	38.08	380.80	1200-08	13-Mar-2023	13-Mar-2023
009910	BAEZA, JOEL	1200-03-101	FIREFIGHTER	FI -3	FI	4	1	1.00	79,206.92	3,046.42	380.80	38.08	380.80	1200-08	20-Sep-2021	20-Sep-2021
008787	SHEEHAN, TREVOR	1200-03-102	FIREFIGHTER	FI -3	FI	4	1	1.00	79,206.92	3,046.42	380.80	38.08	380.80	1200-08	21-Nov-2016	21-Nov-2016
009471	BARRETT, WILLIAM J	1200-03-103	FIREFIGHTER	FI -3	FI	4	1	1.00	79,206.92	3,046.42	380.80	38.08	380.80	1200-08	21-Oct-2019	21-Oct-2019
009107	FOX, GREGORY P	1200-03-104	FIREFIGHTER	FI -3	FI	4	1	1.00	79,206.92	3,046.42	380.80	38.08	380.80	1200-08	05-Mar-2018	05-Mar-2018
009104	LOMBARDI, JAMES	1200-03-105	FIREFIGHTER	FI -3	FI	4	1	1.00	79,206.92	3,046.42	380.80	38.08	380.80	1200-08	05-Mar-2018	05-Mar-2018
010622	CHIARINI, JOSHUA	1200-03-106	FIREFIGHTER	FI -3	FI	1	1	1.00	70,974.80	2,729.80	341.23	34.12	341.23	1200-08	19-Jan-2026	19-Jan-2026
009473	BOUCHARD, ANDREW M	1200-03-107	FIREFIGHTER	FI -3	FI	4	1	1.00	79,206.92	3,046.42	380.80	38.08	380.80	1200-08	21-Oct-2019	21-Oct-2019
009474	BURKE, DANIEL J	1200-03-108	FIREFIGHTER	FI -3	FI	4	1	1.00	79,206.92	3,046.42	380.80	38.08	380.80	1200-08	21-Oct-2019	21-Oct-2019
009475	CAMPBELL, ANDREW J	1200-03-109	FIREFIGHTER	FI -3	FI	4	1	1.00	79,206.92	3,046.42	380.80	38.08	380.80	1200-08	21-Oct-2019	21-Oct-2019
009476	CARTER, JOHN S	1200-03-110	FIREFIGHTER	FI -3	FI	4	1	1.00	79,206.92	3,046.42	380.80	38.08	380.80	1200-08	21-Oct-2019	21-Oct-2019

City of Cranston  
Current Month End  
Employee Roster

Emp#	Name	Position#	Description	B U	Sch	Grade	Step	FTE	Annual Salary	Period Salary	Daily Salary	Hourly Rate	Per Diem Rate	*TimesheetGrp	OrigHireDt	PosHireDate
009911	BARROS, ERIC	1200-03-111	FIREFIGHTER	FI -3	FI	4	1	1.00	79,206.92	3,046.42	380.80	38.08	380.80	1200-08	20-Sep-2021	20-Sep-2021
009477	HOWARD, MATTHEW K	1200-03-112	FIREFIGHTER	FI -3	FI	4	1	1.00	79,206.92	3,046.42	380.80	38.08	380.80	1200-08	21-Oct-2019	21-Oct-2019
009478	DUFFY, TYLER J	1200-03-113	FIREFIGHTER	FI -3	FI	4	1	1.00	79,206.92	3,046.42	380.80	38.08	380.80	1200-08	21-Oct-2019	21-Oct-2019
009479	IGOE, MICHAEL J JR	1200-03-114	FIREFIGHTER	FI -3	FI	4	1	1.00	79,206.92	3,046.42	380.80	38.08	380.80	1200-08	21-Oct-2019	21-Oct-2019
009480	IGOE, PATRICK F	1200-03-115	FIREFIGHTER	FI -3	FI	4	1	1.00	79,206.92	3,046.42	380.80	38.08	380.80	1200-08	21-Oct-2019	21-Oct-2019
010242	ATKINSON, DEVON	1200-03-116	FIREFIGHTER	FI -3	FI	3	1	1.00	76,576.24	2,945.24	368.16	36.82	368.16	1200-08	25-Mar-2024	25-Mar-2024
010150	GARDNER, DANIEL C	1200-03-117	FIREFIGHTER	FI -3	FI	4	1	1.00	79,206.92	3,046.42	380.80	38.08	380.80	1200-08	13-Mar-2023	13-Mar-2023
009482	KOWALIK, BENJAMIN G	1200-03-118	FIREFIGHTER	FI -3	FI	4	1	1.00	79,206.92	3,046.42	380.80	38.08	380.80	1200-08	21-Oct-2019	21-Oct-2019
009912	BREAULT, JEFFREY R	1200-03-119	FIREFIGHTER	FI -3	FI	4	1	1.00	79,206.92	3,046.42	380.80	38.08	380.80	1200-08	20-Sep-2021	20-Sep-2021
010151	GARDNER, JEREMY R	1200-03-120	FIREFIGHTER	FI -3	FI	4	1	1.00	79,206.92	3,046.42	380.80	38.08	380.80	1200-08	13-Mar-2023	13-Mar-2023
010152	HAYWARD, JUSTIN K	1200-03-121	FIREFIGHTER	FI -3	FI	4	1	1.00	79,206.92	3,046.42	380.80	38.08	380.80	1200-08	13-Mar-2023	13-Mar-2023
009489	VITO, JONATHAN L	1200-03-122	FIREFIGHTER	FI -3	FI	4	1	1.00	79,206.92	3,046.42	380.80	38.08	380.80	1200-08	21-Oct-2019	15-Feb-2020
009490	DIGIULIO, MICHAEL C	1200-03-123	FIREFIGHTER	FI -3	FI	4	1	1.00	79,206.92	3,046.42	380.80	38.08	380.80	1200-08	21-Oct-2019	15-Feb-2020
009913	CARDOSO, ALEXANDER	1200-03-124	FIREFIGHTER	FI -3	FI	4	1	1.00	79,206.92	3,046.42	380.80	38.08	380.80	1200-08	20-Sep-2021	20-Sep-2021
009914	GIBLIN, RYAN	1200-03-125	FIREFIGHTER	FI -3	FI	4	1	1.00	79,206.92	3,046.42	380.80	38.08	380.80	1200-08	20-Sep-2021	20-Sep-2021
009915	GILES, CHRISTOPHER R	1200-03-126	FIREFIGHTER	FI -3	FI	4	1	1.00	79,206.92	3,046.42	380.80	38.08	380.80	1200-08	20-Sep-2021	20-Sep-2021
010243	CRABTREE, ADAM	1200-03-127	FIREFIGHTER	FI -3	FI	3	1	1.00	76,576.24	2,945.24	368.16	36.82	368.16	1200-08	25-Mar-2024	25-Mar-2024
009917	LUPINO, MICHAEL	1200-03-128	FIREFIGHTER	FI -3	FI	4	1	1.00	79,206.92	3,046.42	380.80	38.08	380.80	1200-08	20-Sep-2021	20-Sep-2021
010250	MONTANARO, JAKE	1200-03-129	FIREFIGHTER	FI -3	FI	3	1	1.00	76,576.24	2,945.24	368.16	36.82	368.16	1200-08	25-Mar-2024	25-Mar-2024
010521	COCKSHUTT, BRYAN	1200-03-130	FIREFIGHTER	FI -3	FI	2	1	1.00	73,801.52	2,838.52	354.82	35.48	354.82	1200-08	28-Apr-2025	28-Apr-2025
008788	MCCORMICK, ROBERT	1200-03-131	FIREFIGHTER	FI -3	FI	4	1	1.00	79,206.92	3,046.42	380.80	38.08	380.80	1200-08	21-Nov-2016	21-Nov-2016
010154	LAMBERT, ERIC J	1200-03-132	FIREFIGHTER	FI -3	FI	4	1	1.00	79,206.92	3,046.42	380.80	38.08	380.80	1200-08	13-Mar-2023	13-Mar-2023
010156	LEWIS, RYAN M	1200-03-134	FIREFIGHTER	FI -3	FI	4	1	1.00	79,206.92	3,046.42	380.80	38.08	380.80	1200-08	13-Mar-2023	13-Mar-2023
010520	CLINKER, OWEN	1200-03-135	FIREFIGHTER	FI -3	FI	2	1	1.00	73,801.52	2,838.52	354.82	35.48	354.82	1200-08	28-Apr-2025	28-Apr-2025
010522	HILTON, ANDREW	1200-03-136	FIREFIGHTER	FI -3	FI	2	1	1.00	73,801.52	2,838.52	354.82	35.48	354.82	1200-08	28-Apr-2025	28-Apr-2025
010159	RUBIN-CRUMP, ASA W	1200-03-138	FIREFIGHTER	FI -3	FI	4	1	1.00	79,206.92	3,046.42	380.80	38.08	380.80	1200-08	13-Mar-2023	13-Mar-2023
010160	SAUCIER, CHRISTOPHER M	1200-03-139	FIREFIGHTER	FI -3	FI	4	1	1.00	79,206.92	3,046.42	380.80	38.08	380.80	1200-08	13-Mar-2023	13-Mar-2023
009483	KIRKWOOD, ZACHARY S	1200-03-140	FIREFIGHTER	FI -3	FI	4	1	1.00	79,206.92	3,046.42	380.80	38.08	380.80	1200-08	21-Oct-2019	06-May-2023
010523	KLINGBERG, TYLER	1200-03-141	FIREFIGHTER	FI -3	FI	2	1	1.00	73,801.52	2,838.52	354.82	35.48	354.82	1200-08	28-Apr-2025	28-Apr-2025
010161	SIMONE, ANTHONY D	1200-03-142	FIREFIGHTER	FI -3	FI	4	1	1.00	79,206.92	3,046.42	380.80	38.08	380.80	1200-08	13-Mar-2023	13-Mar-2023
008775	SIMARD, GORDON	1200-03-143	FIREFIGHTER	FI -3	FI	4	1	1.00	79,206.92	3,046.42	380.80	38.08	380.80	1200-08	21-Nov-2016	09-Sep-2023
010251	NEWMAN, JEREMY	1200-03-144	FIREFIGHTER	FI -3	FI	3	1	1.00	76,576.24	2,945.24	368.16	36.82	368.16	1200-08	25-Mar-2024	25-Mar-2024
010244	GRENIER, MAURICE III	1200-03-145	FIREFIGHTER	FI -3	FI	3	1	1.00	76,576.24	2,945.24	368.16	36.82	368.16	1200-08	25-Mar-2024	25-Mar-2024
006232	SILVIA, KENNETH F	1200-03-146	FIREFIGHTER	FI -3	FI	4	1	1.00	79,206.92	3,046.42	380.80	38.08	380.80	1200-08	31-Jul-2006	31-Jul-2006
010245	HUELSMAN, NICHOLAS	1200-03-147	FIREFIGHTER	FI -3	FI	3	1	1.00	76,576.24	2,945.24	368.16	36.82	368.16	1200-08	25-Mar-2024	25-Mar-2024
010246	LAFAZIA, ARTHUR	1200-03-148	FIREFIGHTER	FI -3	FI	3	1	1.00	76,576.24	2,945.24	368.16	36.82	368.16	1200-08	25-Mar-2024	25-Mar-2024
009484	LANG, JOSEPH B	1200-03-149	FIREFIGHTER	FI -3	FI	4	1	1.00	79,206.92	3,046.42	380.80	38.08	380.80	1200-08	21-Oct-2019	21-Oct-2019
010525	MUNIZ, JAVIER	1200-03-151	FIREFIGHTER	FI -3	FI	2	1	1.00	73,801.52	2,838.52	354.82	35.48	354.82	1200-08	28-Apr-2025	28-Apr-2025
010249	MCLAUGHLIN, RYAN	1200-03-152	FIREFIGHTER	FI -3	FI	3	1	1.00	76,576.24	2,945.24	368.16	36.82	368.16	1200-08	25-Mar-2024	25-Mar-2024
006240	COLMAN, BRENDAN P	1200-03-153	FIREFIGHTER	FI -3	FI	4	1	1.00	79,206.92	3,046.42	380.80	38.08	380.80	1200-08	31-Jul-2006	31-Jul-2006
010252	PABIS, ADAM	1200-03-154	FIREFIGHTER	FI -3	FI	3	1	1.00	76,576.24	2,945.24	368.16	36.82	368.16	1200-08	25-Mar-2024	25-Mar-2024
010254	PODMASKA, JACOB	1200-03-155	FIREFIGHTER	FI -3	FI	3	1	1.00	76,576.24	2,945.24	368.16	36.82	368.16	1200-08	25-Mar-2024	25-Mar-2024
010255	POULIN, MATTHEW	1200-03-156	FIREFIGHTER	FI -3	FI	3	1	1.00	76,576.24	2,945.24	368.16	36.82	368.16	1200-08	25-Mar-2024	25-Mar-2024
010253	PLAYS, JARED	1200-03-157	FIREFIGHTER	FI -3	FI	3	1	1.00	76,576.24	2,945.24	368.16	36.82	368.16	1200-08	25-Mar-2024	25-Mar-2024
009919	WATERMAN, BRANDON	1200-03-158	FIREFIGHTER	FI -3	FI	4	1	1.00	79,206.92	3,046.42	380.80	38.08	380.80	1200-08	20-Sep-2021	20-Sep-2021
009101	NICHOLS, KATIE	1200-03-159	FIREFIGHTER	FI -3	FI	4	1	1.00	79,206.92	3,046.42	380.80	38.08	380.80	1200-08	05-Mar-2018	05-Mar-2018
010256	SCIESZKO, JAKE	1200-03-160	FIREFIGHTER	FI -3	FI	3	1	1.00	76,576.24	2,945.24	368.16	36.82	368.16	1200-08	25-Mar-2024	25-Mar-2024
010524	MCGLON, RICKY	1200-03-161	FIREFIGHTER	FI -3	FI	2	1	1.00	73,801.52	2,838.52	354.82	35.48	354.82	1200-08	28-Apr-2025	28-Apr-2025
010526	OPELLANA, MARCO	1200-03-162	FIREFIGHTER	FI -3	FI	2	1	1.00	73,801.52	2,838.52	354.82	35.48	354.82	1200-08	28-Apr-2025	28-Apr-2025
010527	CRUZ, WILVER	1200-03-163	FIREFIGHTER	FI -3	FI	2	1	1.00	73,801.52	2,838.52	354.82	35.48	354.82	1200-08	28-Apr-2025	28-Apr-2025
006755	KNIGHT, KEVIN	1200-03-164	FIREFIGHTER	FI -3	FI	4	1	1.00	79,206.92	3,046.42	380.80	38.08	380.80	1200-08	08-Sep-2008	08-Sep-2008
010257	SCULLY, KYLE	1200-03-165	FIREFIGHTER	FI -3	FI	3	1	1.00	76,576.24	2,945.24	368.16	36.82	368.16	1200-08	25-Mar-2024	25-Mar-2024
006757	MUCCIO, DAVID	1200-03-166	FIREFIGHTER	FI -3	FI	4	1	1.00	79,206.92	3,046.42	380.80	38.08	380.80	1200-08	08-Sep-2008	08-Sep-2008
009485	ZAMBARANO, NICHOLAS L	1200-03-167	FIREFIGHTER	FI -3	FI	4	1	1.00	79,206.92	3,046.42	380.80	38.08	380.80	1200-08	21-Oct-2019	21-Oct-2019
009486	MORGAN, MICHAEL A	1200-03-168	FIREFIGHTER	FI -3	FI	4	1	1.00	79,206.92	3,046.42	380.80	38.08	380.80	1200-08	21-Oct-2019	21-Oct-2019

City of Cranston  
Current Month End  
Employee Roster

Emp#	Name	Position#	Description	B U	Sch	Grade	Step	FTE	Annual Salary	Period Salary	Daily Salary	Hourly Rate	Per Diem Rate	*TimesheetGrp	OrigHireDt	PosHireDate	
010529	ZAMBARANO, JOSHUA	1200-03-169	FIREFIGHTER	FI -3	FI		2	1	1.00	73,801.52	2,838.52	354.82	35.48	354.82	1200-08	28-Apr-2025	28-Apr-2025
010528	WINEMILLER, THOMAS	1200-03-170	FIREFIGHTER	FI -3	FI		2	1	1.00	73,801.52	2,838.52	354.82	35.48	354.82	1200-08	28-Apr-2025	28-Apr-2025
010623	CINQUEGRANO, JOSEPH	1200-03-172	FIREFIGHTER	FI -3	FI		1	1	1.00	70,974.80	2,729.80	341.23	34.12	341.23	1200-08	19-Jan-2026	19-Jan-2026
010624	COLELLA, ANTHONY II	1200-03-173	FIREFIGHTER	FI -3	FI		1	1	1.00	70,974.80	2,729.80	341.23	34.12	341.23	1200-08	19-Jan-2026	19-Jan-2026
010626	DEGIULIO, MITCHELL	1200-03-174	FIREFIGHTER	FI -3	FI		1	1	1.00	70,974.80	2,729.80	341.23	34.12	341.23	1200-08	19-Jan-2026	19-Jan-2026
009481	KEACH, MASON T	1200-03-175	FIREFIGHTER	FI -3	FI		4	1	1.00	79,206.92	3,046.42	380.80	38.08	380.80	1200-08	21-Oct-2019	17-Nov-2024
009100	DEAN, GREGORY	1200-03-176	FIREFIGHTER	FI -3	FI		4	1	1.00	79,206.92	3,046.42	380.80	38.08	380.80	1200-08	05-Mar-2018	16-Feb-2024
010625	DEROBIO, VINCENT	1200-03-177	FIREFIGHTER	FI -3	FI		1	1	1.00	70,974.80	2,729.80	341.23	34.12	341.23	1200-08	19-Jan-2026	19-Jan-2026
010627	MARSELLA, RYAN	1200-03-178	FIREFIGHTER	FI -3	FI		1	1	1.00	70,974.80	2,729.80	341.23	34.12	341.23	1200-08	19-Jan-2026	19-Jan-2026
007374	CABRAL, MICHAEL P	1200-03-179	FIREFIGHTER	FI -3	FI		4	1	1.00	79,206.92	3,046.42	380.80	38.08	380.80	1200-08	14-May-2012	14-May-2012
010628	PUENTE, ALEJANDRO	1200-03-180	FIREFIGHTER	FI -3	FI		1	1	1.00	70,974.80	2,729.80	341.23	34.12	341.23	1200-08	19-Jan-2026	19-Jan-2026
008097	BUCO, ERIC	1200-03-182	FIREFIGHTER	FI -3	FI		4	1	1.00	79,206.92	3,046.42	380.80	38.08	380.80	1200-08	11-Feb-2013	11-Feb-2013
008098	BUTEAU, ROLAND D	1200-03-183	FIREFIGHTER	FI -3	FI		4	1	1.00	79,206.92	3,046.42	380.80	38.08	380.80	1200-08	11-Feb-2013	11-Feb-2013
009487	NORTHUP, DAVID B	1200-03-184	FIREFIGHTER	FI -3	FI		4	1	1.00	79,206.92	3,046.42	380.80	38.08	380.80	1200-08	21-Oct-2019	21-Oct-2019
008100	CONNORS, PATRICK W	1200-03-185	FIREFIGHTER	FI -3	FI		4	1	1.00	79,206.92	3,046.42	380.80	38.08	380.80	1200-08	11-Feb-2013	11-Feb-2013
008101	DESROCHERS, CORY R	1200-03-186	FIREFIGHTER	FI -3	FI		4	1	1.00	79,206.92	3,046.42	380.80	38.08	380.80	1200-08	11-Feb-2013	11-Feb-2013
008102	DYER, PATRICK F	1200-03-187	FIREFIGHTER	FI -3	FI		4	1	1.00	79,206.92	3,046.42	380.80	38.08	380.80	1200-08	11-Feb-2013	11-Feb-2013
008790	DIMAIO, JUSTIN	1200-03-188	FIREFIGHTER	FI -3	FI		4	1	1.00	79,206.92	3,046.42	380.80	38.08	380.80	1200-08	21-Nov-2016	21-Nov-2016
008104	GODFRIN, NATHAN H	1200-03-189	FIREFIGHTER	FI -3	FI		4	1	1.00	79,206.92	3,046.42	380.80	38.08	380.80	1200-08	11-Feb-2013	11-Feb-2013
008105	HENRY, MASON	1200-03-190	FIREFIGHTER	FI -3	FI		4	1	1.00	79,206.92	3,046.42	380.80	38.08	380.80	1200-08	11-Feb-2013	11-Feb-2013
008106	HUTCHINGS, BRENDAN J	1200-03-191	FIREFIGHTER	FI -3	FI		4	1	1.00	79,206.92	3,046.42	380.80	38.08	380.80	1200-08	11-Feb-2013	11-Feb-2013
010629	REIHL, PATRICK	1200-03-192	FIREFIGHTER	FI -3	FI		1	1	1.00	70,974.80	2,729.80	341.23	34.12	341.23	1200-08	19-Jan-2026	19-Jan-2026
010259	SEYBOTH, CRAIG	1200-03-193	FIREFIGHTER	FI -3	FI		3	1	1.00	76,576.24	2,945.24	368.16	36.82	368.16	1200-08	25-Mar-2024	25-Mar-2024
008109	MALOUIN, ROBERT N JR	1200-03-194	FIREFIGHTER	FI -3	FI		4	1	1.00	79,206.92	3,046.42	380.80	38.08	380.80	1200-08	11-Feb-2013	11-Feb-2013
009102	EUJELL, MARK	1200-03-195	FIREFIGHTER	FI -3	FI		4	1	1.00	79,206.92	3,046.42	380.80	38.08	380.80	1200-08	05-Mar-2018	05-Mar-2018
008952	FEELEY, MICHAEL W	1200-03-196	FIREFIGHTER	FI -3	FI		4	1	1.00	79,206.92	3,046.42	380.80	38.08	380.80	1200-08	21-Nov-2016	21-Nov-2016
008110	MARQUES, GREGORY D	1200-03-197	RESCUE CAPTAIN	FI -3	FI		6	1	1.00	93,213.38	3,585.13	448.14	44.81	448.14	1200-08	11-Feb-2013	01-Mar-2026
010155	LEBEAU, GABRIEL G	1200-03-198	RESCUE LIEUTENANT	FI -3	FI		5	1	1.00	85,874.36	3,302.86	412.86	41.29	412.86	1200-08	13-Mar-2023	01-Mar-2026
010258	STEWART, WILLIAM	1200-03-199	RESCUE LIEUTENANT	FI -3	FI		5	1	1.00	85,874.36	3,302.86	412.86	41.29	412.86	1200-08	25-Mar-2024	30-Apr-2026
009094	CHAVEZ, MICAH	1200-03-200	RESCUE LIEUTENANT	FI -3	FI		5	1	1.00	85,874.36	3,302.86	412.86	41.29	412.86	1200-08	05-Mar-2018	30-Apr-2026
	#Emps: 193 #Pos: 193																
009854	LEBLANC, RENE	1202-01-002	ASSISTANT RADIO OFFICER	CM -0	CM		28	6	1.00	83,126.68	3,197.18	319.72	45.67	319.72	1202-01	12-Jul-2021	12-Jul-2021
008531	RAINVILLE, ROBERT A	1202-01-003	PRINCIPAL CLERK	CM -0	CM		17	7	1.00	58,181.76	2,237.76	223.78	31.97	223.78	1202-01	06-Apr-2015	01-Aug-2022
007440	GIST, STACI A	1202-01-004	PRINCIPAL CLERK II	CM -0	CM		26	7	1.00	80,037.23	3,078.36	307.84	43.98	307.84	1202-01	19-Jul-2012	19-Jul-2012
002774	COPPOTELLI, DEBORAH A	1202-01-005	DATA ENTRY TRANSCRIPTI	CM -0	CM		16	8	1.00	57,511.45	2,211.98	221.20	31.60	221.20	1202-01	21-Oct-1982	21-Oct-1982
001031	STICKEL, SANDRA	1202-01-008	SENIOR CLERK	CM -0	CM		13	8	1.00	52,355.39	2,013.67	201.37	28.77	201.37	1202-01	28-Jul-2003	28-Jul-2003
009853	BIANCHI, SUSANNA	1202-01-009	PRINCIPAL CLERK	CM -0	CM		17	3	1.00	51,144.00	1,967.08	196.71	28.10	196.71	1202-01	06-Jul-2021	28-Jul-2025
009540	CHAPMAN, LAURIE A	1202-01-010	SENIOR CLERK	CM -0	CM		13	6	1.00	49,587.90	1,907.23	190.72	27.25	190.72	1202-01	13-Jul-2020	13-Jul-2020
002238	CESARIO, SHERRI J	1202-01-011	SENIOR CLERK	CM -0	CM		13	8	1.00	52,355.39	2,013.67	201.37	28.77	201.37	1202-01	11-Feb-2003	11-Feb-2003
005574	DUPERRY, SYLVIA	1202-01-013	SENIOR CLERK	CM -0	CM		13	8	1.00	52,355.39	2,013.67	201.37	28.77	201.37	1202-01	04-Aug-2003	04-Aug-2003
010227	POLAND, MARIAH J	1202-01-014	RADIO DISPATCHER	CM -1	DIS		19	3	1.00	55,045.97	2,117.15	211.72	28.23	211.72	1202-01	21-Dec-2023	21-Dec-2023
003487	MILLOWENZO JR, JOSEPH J	1202-01-015	RADIO DISPATCHER	CM -1	DIS		19	8	1.00	64,021.23	2,462.36	246.24	32.83	246.24	1202-01	01-Jul-1997	01-Jul-1997
009352	DALLENZO, JENNIFER	1202-01-016	RADIO DISPATCHER	CM -1	DIS		19	3	1.00	55,045.97	2,117.15	211.72	28.23	211.72	1202-01	19-Nov-2018	12-Jul-2024
010618	SMITH, EVAN	1202-01-017	RADIO DISPATCHER	CM -1	DIS		19	1	1.00	51,686.51	1,987.94	198.79	26.51	198.79	1202-01	01-Nov-2025	01-Nov-2025
010581	ANDERSON, MEGAN	1202-01-018	RADIO DISPATCHER	CM -1	DIS		19	2	1.00	53,304.23	2,050.16	205.02	27.34	205.02	1202-01	11-Jul-2025	11-Jul-2025
004880	VINACCO, BRIAN N	1202-01-019	RADIO DISPATCHER	CM -1	DIS		19	8	1.00	64,021.23	2,462.36	246.24	32.83	246.24	1202-01	25-Oct-2000	25-Oct-2000
005137	CAPARCO, LISA JEAN	1202-01-020	RADIO DISPATCHER	CM -1	DIS		19	8	1.00	64,021.23	2,462.36	246.24	32.83	246.24	1202-01	02-Jan-2002	02-Jan-2002
010510	VASQUEZ, MIGUEL	1202-01-021	RADIO DISPATCHER	CM -1	DIS		19	2	1.00	53,304.23	2,050.16	205.02	27.34	205.02	1202-01	08-Mar-2025	08-Mar-2025
010503	ESPINAL, LORANNY	1202-01-022	RADIO DISPATCHER	CM -1	DIS		19	2	1.00	53,304.23	2,050.16	205.02	27.34	205.02	1202-01	29-Jan-2025	29-Jan-2025
006652	PALMER, RYAN P	1202-01-023	RADIO DISPATCHER	CM -1	DIS		19	8	1.00	64,021.23	2,462.36	246.24	32.83	246.24	1202-01	12-May-2008	12-May-2008
006737	PAULEY, SEAN	1202-01-024	RADIO DISPATCHER	CM -1	DIS		19	8	1.00	64,021.23	2,462.36	246.24	32.83	246.24	1202-01	08-Sep-2008	08-Sep-2008
009976	ENOS, STEPHEN J	1202-01-025	RADIO DISPATCHER	CM -1	DIS		19	5	1.00	58,754.09	2,259.77	225.98	30.13	225.98	1202-01	20-Jun-2022	20-Jun-2022
010330	SABALLA, LEA	1202-01-026	RADIO DISPATCHER	CM -1	DIS		19	3	1.00	55,045.97	2,117.15	211.72	28.23	211.72	1202-01	05-Aug-2024	05-Aug-2024
006533	GOYETTE, CHRISTINE	1202-01-027	CLERK	CM -0	CM		10	6	1.00	45,314.36	1,742.86	174.29	24.90	174.29	1202-01	17-Oct-2016	17-Oct-2016

City of Cranston  
Current Month End  
Employee Roster

Emp#	Name	Position#	Description	B U	Sch	Grade	Step	FTE	Annual Salary	Period Salary	Daily Salary	Hourly Rate	Per Diem Rate	*TimesheetGrp	OrigHireDt	PosHireDate
	#Emps: 23 #Pos: 23															
008385	WINQUIST, MICHAEL J	1202-09-001	COLONEL	AD -0	AD	50	5	1.00	139,738.11	5,374.54	537.45	67.18	537.45	1202-03	01-Oct-2014	01-Oct-2014
001646	PATALANO, TODD M	1202-09-003	MAJOR	PO -3	PO	9	1	1.00	141,498.24	5,442.24	544.22	72.56	544.22	1202-03	20-Nov-1995	26-Mar-2015
002939	QUIRK, ROBERT F	1202-09-002	MAJOR	PO -2	PO	9	1	1.00	141,498.24	5,442.24	544.22	72.56	544.22	1202-03	02-Jun-1986	26-Mar-2015
005541	ROBERTSON, DONALD	1202-02-004	CAPTAIN	PO -3	PO	7	1	1.00	119,963.48	4,613.98	461.40	61.52	461.40	1202-03	10-Jul-2003	03-Jan-2025
004961	DUTRA, JUSTIN T	1202-02-005	CAPTAIN	PO -3	PO	7	1	1.00	119,963.48	4,613.98	461.40	61.52	461.40	1202-03	28-Mar-2001	20-Dec-2021
002457	MC ATEER, VINCENT M III	1202-02-006	CAPTAIN	PO -3	PO	7	1	1.00	119,963.48	4,613.98	461.40	61.52	461.40	1202-03	04-Mar-1996	17-Nov-2014
002271	CARNEVALE, GERARD A JR	1202-02-007	CAPTAIN	PO -3	PO	7	1	1.00	119,963.48	4,613.98	461.40	61.52	461.40	1202-03	22-Feb-1993	22-Feb-1993
002433	RICCI, CARL R JR	1202-02-008	CAPTAIN	PO -3	PO	7	1	1.00	119,963.48	4,613.98	461.40	61.52	461.40	1202-03	06-Jul-1993	06-Jul-1993
005532	PARKER, SEAN	1202-02-009	CAPTAIN	PO -3	PO	7	1	1.00	119,963.48	4,613.98	461.40	61.52	461.40	1202-03	10-Jul-2003	11-Sep-2017
001217	BROOKS, STEPHEN E	1202-02-010	LIEUTENANT	PO -2	PO	6	1	1.00	99,742.24	3,836.24	383.62	51.15	383.62	1202-03	06-Mar-1995	06-Mar-1995
003621	PEZZULLO, MICHAEL A	1202-02-011	LIEUTENANT	PO -3	PO	6	1	1.00	99,742.24	3,836.24	383.62	51.15	383.62	1202-03	15-Jul-1997	22-May-2015
005212	D'AMICO, BRIAN J.	1202-02-012	LIEUTENANT	PO -3	PO	6	1	1.00	99,742.24	3,836.24	383.62	51.15	383.62	1202-03	01-Jul-2002	31-Jan-2020
007300	SASSONE-MCHUGH, ANTHC	1202-02-013	LIEUTENANT	PO -3	PO	6	1	1.00	99,742.24	3,836.24	383.62	51.15	383.62	1202-03	18-Jul-2011	27-Apr-2024
006916	RUTKIEWICZ, JUSTIN T	1202-02-014	LIEUTENANT	PO -3	PO	6	1	1.00	99,742.24	3,836.24	383.62	51.15	383.62	1202-03	01-Dec-2008	03-Jan-2025
005540	PARISEAULT, JON A	1202-02-015	LIEUTENANT	PO -3	PO	6	1	1.00	99,742.24	3,836.24	383.62	51.15	383.62	1202-03	10-Jul-2003	31-Jan-2022
005537	DYGON, JOSHUA K	1202-02-016	LIEUTENANT	PO -3	PO	6	1	1.00	99,742.24	3,836.24	383.62	51.15	383.62	1202-03	10-Jul-2003	29-Jan-2020
004262	NERI, DENNIS L	1202-02-017	LIEUTENANT	PO -3	PO	6	1	1.00	99,742.24	3,836.24	383.62	51.15	383.62	1202-03	18-Dec-1998	18-Dec-1998
006740	SHORE, RYAN	1202-02-018	LIEUTENANT	PO -3	PO	6	1	1.00	99,742.24	3,836.24	383.62	51.15	383.62	1202-03	12-Aug-2008	19-Jan-2016
000631	ANTONUCCI, KEVIN M	1202-02-019	SERGEANT	PO -3	PO	5	1	1.00	90,696.58	3,488.33	348.83	46.51	348.83	1202-03	21-May-1996	21-May-1996
005990	JOSEFSON, MATTHEW	1202-02-020	SERGEANT	PO -3	PO	5	1	1.00	90,696.58	3,488.33	348.83	46.51	348.83	1202-03	07-Mar-2005	24-Jul-2013
001711	PATNAUD, MICHAEL A	1202-02-021	SERGEANT	PO -3	PO	5	1	1.00	90,696.58	3,488.33	348.83	46.51	348.83	1202-03	09-Jul-1996	09-Jul-1996
001753	CHAPMAN, JEFFREY	1202-02-022	SERGEANT	PO -3	PO	5	1	1.00	90,696.58	3,488.33	348.83	46.51	348.83	1202-03	18-Dec-1998	18-Dec-1998
001132	BRUNO, GREGG	1202-02-023	SERGEANT	PO -3	PO	5	1	1.00	90,696.58	3,488.33	348.83	46.51	348.83	1202-03	21-May-1996	30-Nov-2021
005580	JUBINVILLE, DAVID C.	1202-02-024	SERGEANT	PO -3	PO	5	1	1.00	90,696.58	3,488.33	348.83	46.51	348.83	1202-03	30-Jul-2003	17-Nov-2014
006099	ESCOBAR, MITCHEL	1202-02-025	SERGEANT	PO -3	PO	5	1	1.00	90,696.58	3,488.33	348.83	46.51	348.83	1202-03	04-Aug-2005	03-Jan-2025
004506	SWEENEY, LORI ANN	1202-02-026	SERGEANT	PO -3	PO	5	1	1.00	90,696.58	3,488.33	348.83	46.51	348.83	1202-03	01-Nov-1999	01-Nov-1999
005346	DECOSTA, WAYNE A.	1202-02-027	SERGEANT	PO -3	PO	5	1	1.00	90,696.58	3,488.33	348.83	46.51	348.83	1202-03	01-Oct-2002	25-May-2024
005089	WELLER, GREGG M.	1202-02-028	SERGEANT	PO -3	PO	5	1	1.00	90,696.58	3,488.33	348.83	46.51	348.83	1202-03	25-Jul-2001	25-Jul-2001
005211	WHITMAN, MARK	1202-02-029	SERGEANT	PO -3	PO	5	1	1.00	90,696.58	3,488.33	348.83	46.51	348.83	1202-03	01-Jul-2002	01-Jul-2002
005209	PARISEAULT, THOMAS	1202-02-030	SERGEANT	PO -3	PO	5	1	1.00	90,696.58	3,488.33	348.83	46.51	348.83	1202-03	01-Jul-2002	01-Jun-2020
007391	PACCASASSI, TREMAYNE	1202-02-031	SERGEANT	PO -3	PO	5	1	1.00	90,696.58	3,488.33	348.83	46.51	348.83	1202-03	16-Jul-2012	07-Aug-2024
005341	CAMPOPIANO, MARK	1202-02-032	SERGEANT	PO -3	PO	5	1	1.00	90,696.58	3,488.33	348.83	46.51	348.83	1202-03	01-Oct-2002	02-Jan-2014
005536	BARTH, BRANDON	1202-02-033	SERGEANT	PO -3	PO	5	1	1.00	90,696.58	3,488.33	348.83	46.51	348.83	1202-03	10-Jul-2003	17-Nov-2014
008503	CORVESE, BRIAN L	1202-02-034	SERGEANT	PO -3	PO	5	1	1.00	90,696.58	3,488.33	348.83	46.51	348.83	1202-03	29-Dec-2014	23-Feb-2022
005763	TRINH, DENNIS	1202-02-035	SERGEANT	PO -3	PO	5	1	1.00	90,696.58	3,488.33	348.83	46.51	348.83	1202-03	26-Jul-2004	11-Sep-2017
005208	LECLERC, PETER-JOHN	1202-02-036	SERGEANT	PO -3	PO	5	1	1.00	90,696.58	3,488.33	348.83	46.51	348.83	1202-03	01-Jul-2002	31-Jan-2022
007301	AFONSO, JOSE	1202-02-037	SERGEANT	PO -3	PO	5	1	1.00	90,696.58	3,488.33	348.83	46.51	348.83	1202-03	18-Jul-2011	21-Jul-2023
009924	SCHIAPPA, MICHAEL A	1202-02-038	POLICE OFFICER	PO -3	PO	4	1	1.00	83,178.42	3,199.17	319.92	42.66	319.92	1202-03	13-Sep-2021	13-Sep-2021
009455	SPARKS, SEAN D	1202-02-039	POLICE OFFICER	PO -3	PO	4	1	1.00	83,178.42	3,199.17	319.92	42.66	319.92	1202-03	17-Jul-2019	17-Jul-2019
000565	POWERS, DUC	1202-02-040	POLICE OFFICER	PO -3	PO	4	1	1.00	83,178.42	3,199.17	319.92	42.66	319.92	1202-03	04-Mar-1996	04-Mar-1996
000625	BESSETTE, PAUL E JR	1202-02-041	POLICE OFFICER	PO -3	PO	4	1	1.00	83,178.42	3,199.17	319.92	42.66	319.92	1202-03	09-Jul-1996	09-Jul-1996
009856	BROTHERS, BRIAN P	1202-02-042	POLICE OFFICER	PO -3	PO	4	1	1.00	83,178.42	3,199.17	319.92	42.66	319.92	1202-03	06-Jul-2021	06-Jul-2021
000958	JANSON, MICHAEL J	1202-02-043	POLICE OFFICER	PO -3	PO	4	1	1.00	83,178.42	3,199.17	319.92	42.66	319.92	1202-03	07-Jan-1991	07-Jan-1991
009454	DE TROIA, NICHOLAS S	1202-02-044	POLICE OFFICER	PO -3	PO	4	1	1.00	83,178.42	3,199.17	319.92	42.66	319.92	1202-03	17-Jul-2019	17-Jul-2019
010492	ARABY, COLE	1202-02-046	POLICE OFFICER	PO -3	PO	2	1	1.00	63,806.60	2,454.10	245.41	32.72	245.41	1202-03	03-Jan-2025	03-Jan-2025
010228	ALEXANDER, KENNETH	1202-02-047	POLICE OFFICER	PO -3	PO	4	1	1.00	83,178.42	3,199.17	319.92	42.66	319.92	1202-03	08-Jan-2024	08-Jan-2024
008963	COMELLA, ANDREA P	1202-02-048	POLICE OFFICER	PO -3	PO	4	1	1.00	83,178.42	3,199.17	319.92	42.66	319.92	1202-03	20-Dec-2016	20-Dec-2016
001901	BACCARI, ERIK	1202-02-049	POLICE OFFICER	PO -3	PO	4	1	1.00	83,178.42	3,199.17	319.92	42.66	319.92	1202-03	09-Jul-1996	09-Jul-1996
008288	BURKE, BRENDAN	1202-02-050	POLICE OFFICER	PO -3	PO	4	1	1.00	83,178.42	3,199.17	319.92	42.66	319.92	1202-03	14-Jul-2014	14-Jul-2014
010229	HIGGINS, KYLE N	1202-02-051	POLICE OFFICER	PO -3	PO	4	1	1.00	83,178.42	3,199.17	319.92	42.66	319.92	1202-03	08-Jan-2024	08-Jan-2024
010331	DEFRUSCIO, RYAN	1202-02-052	POLICE OFFICER	PO -3	PO	3	1	1.00	68,620.76	2,639.26	263.93	35.19	263.93	1202-03	05-Aug-2024	05-Aug-2024
009503	MORIARTY, RYAN W	1202-02-053	POLICE OFFICER	PO -3	PO	4	1	1.00	83,178.42	3,199.17	319.92	42.66	319.92	1202-03	20-Dec-2019	20-Dec-2019
002458	CARDONE, JOHN E	1202-02-054	POLICE OFFICER	PO -3	PO	4	1	1.00	83,178.42	3,199.17	319.92	42.66	319.92	1202-03	21-May-1996	21-May-1996

City of Cranston  
Current Month End  
Employee Roster

Emp#	Name	Position#	Description	B U	Sch	Grade	Step	FTE	Annual Salary	Period Salary	Daily Salary	Hourly Rate	Per Diem Rate	*TimesheetGrp	OrigHireDt	PosHireDate
008289	CLIFFORD, MARK P	1202-02-055	POLICE OFFICER	PO -3	PO	4	1	1.00	83,178.42	3,199.17	319.92	42.66	319.92	1202-03	14-Jul-2014	14-Jul-2014
008680	BROWN, JOSHUA R	1202-02-056	POLICE OFFICER	PO -3	PO	4	1	1.00	83,178.42	3,199.17	319.92	42.66	319.92	1202-03	23-May-2016	23-May-2016
002967	TORTORELLA, ROBERT W	1202-02-057	POLICE OFFICER	PO -3	PO	4	1	1.00	83,178.42	3,199.17	319.92	42.66	319.92	1202-03	01-Nov-1993	01-Nov-1993
003058	LINDSAY, ROBERT A	1202-02-058	POLICE OFFICER	PO -3	PO	4	1	1.00	83,178.42	3,199.17	319.92	42.66	319.92	1202-03	11-Jul-1994	11-Jul-1994
003078	SALVATORE, DONALD K JR	1202-02-059	POLICE OFFICER	PO -3	PO	4	1	1.00	83,178.42	3,199.17	319.92	42.66	319.92	1202-03	01-Mar-2001	01-Mar-2001
003257	HENSELER, WARREN P	1202-02-060	POLICE OFFICER	PO -3	PO	4	1	1.00	83,178.42	3,199.17	319.92	42.66	319.92	1202-03	04-Mar-1996	04-Mar-1996
009360	DIAZ, ALBERTO M	1202-02-061	POLICE OFFICER	PO -3	PO	4	1	1.00	83,178.42	3,199.17	319.92	42.66	319.92	1202-03	02-Jan-2019	02-Jan-2019
010230	DIORIO, MICHAEL	1202-02-062	POLICE OFFICER	PO -3	PO	4	1	1.00	83,178.42	3,199.17	319.92	42.66	319.92	1202-03	08-Jan-2024	08-Jan-2024
003739	DAVIS, MATTHEW M	1202-02-063	POLICE OFFICER	PO -3	PO	4	1	1.00	83,178.42	3,199.17	319.92	42.66	319.92	1202-03	25-Mar-1998	25-Mar-1998
004259	GRASSO, ROBERT J	1202-02-064	POLICE OFFICER	PO -3	PO	4	1	1.00	83,178.42	3,199.17	319.92	42.66	319.92	1202-03	18-Dec-1998	18-Dec-1998
004263	CAHILL, JAIME S	1202-02-065	POLICE OFFICER	PO -3	PO	4	1	1.00	83,178.42	3,199.17	319.92	42.66	319.92	1202-03	04-Jan-1999	04-Jan-1999
004326	FUOROLI, RONALD J	1202-02-066	POLICE OFFICER	PO -3	PO	4	1	1.00	83,178.42	3,199.17	319.92	42.66	319.92	1202-03	05-May-1999	05-May-1999
004590	PEZZULLO, LOUIS J JR	1202-02-067	POLICE OFFICER	PO -3	PO	4	1	1.00	83,178.42	3,199.17	319.92	42.66	319.92	1202-03	08-May-2000	08-May-2000
010231	PATALANO, JUSTIN	1202-02-068	POLICE OFFICER	PO -3	PO	4	1	1.00	83,178.42	3,199.17	319.92	42.66	319.92	1202-03	08-Jan-2024	08-Jan-2024
005120	TIRRELL, DAVID R.	1202-02-069	POLICE OFFICER	PO -3	PO	4	1	1.00	83,178.42	3,199.17	319.92	42.66	319.92	1202-03	19-Oct-2001	19-Oct-2001
010232	REARDON, AIDAN R	1202-02-070	POLICE OFFICER	PO -3	PO	4	1	1.00	83,178.42	3,199.17	319.92	42.66	319.92	1202-03	08-Jan-2024	08-Jan-2024
009892	FROST, JACOB J	1202-02-071	POLICE OFFICER	PO -3	PO	4	1	1.00	83,178.42	3,199.17	319.92	42.66	319.92	1202-03	26-Jul-2021	26-Jul-2021
008220	HENRY, RUSSELL III	1202-02-072	POLICE OFFICER	PO -3	PO	4	1	1.00	83,178.42	3,199.17	319.92	42.66	319.92	1202-03	30-Dec-2013	30-Dec-2013
009507	ROCCHIO, MICHAEL J	1202-02-073	POLICE OFFICER	PO -3	PO	4	1	1.00	83,178.42	3,199.17	319.92	42.66	319.92	1202-03	27-Jul-2020	27-Jul-2020
005227	DISANO, KAREN	1202-02-074	POLICE OFFICER	PO -3	PO	4	1	1.00	83,178.42	3,199.17	319.92	42.66	319.92	1202-03	16-Jul-2002	16-Jul-2002
009090	JAWORKSI, JAMES	1202-02-075	POLICE OFFICER	PO -3	PO	4	1	1.00	83,178.42	3,199.17	319.92	42.66	319.92	1202-03	05-Feb-2018	05-Feb-2018
005342	PINELLI, BRIAN C.	1202-02-076	POLICE OFFICER	PO -3	PO	4	1	1.00	83,178.42	3,199.17	319.92	42.66	319.92	1202-03	01-Oct-2002	01-Oct-2002
005343	DENNENY, KEVIN	1202-02-077	POLICE OFFICER	PO -3	PO	4	1	1.00	83,178.42	3,199.17	319.92	42.66	319.92	1202-03	01-Oct-2002	01-Oct-2002
008291	LANG, STEPHEN B	1202-02-078	POLICE OFFICER	PO -3	PO	4	1	1.00	83,178.42	3,199.17	319.92	42.66	319.92	1202-03	14-Jul-2014	14-Jul-2014
010319	SNOWLING, NICHOLAS	1202-02-079	POLICE OFFICER	PO -3	PO	3	1	1.00	68,620.76	2,639.26	263.93	35.19	263.93	1202-03	29-Jun-2024	29-Jun-2024
005347	ARRUDA, EDWARD R.	1202-02-080	POLICE OFFICER	PO -3	PO	4	1	1.00	83,178.42	3,199.17	319.92	42.66	319.92	1202-03	01-Oct-2002	01-Oct-2002
005348	IACONE, MICHAEL	1202-02-081	POLICE OFFICER	PO -3	PO	4	1	1.00	83,178.42	3,199.17	319.92	42.66	319.92	1202-03	07-Oct-2002	07-Oct-2002
005433	DI MEO, DEREK	1202-02-082	POLICE OFFICER	PO -3	PO	4	1	1.00	83,178.42	3,199.17	319.92	42.66	319.92	1202-03	02-Jan-2003	02-Jan-2003
005434	DEMPSEY, DANIEL P.	1202-02-083	POLICE OFFICER	PO -3	PO	4	1	1.00	83,178.42	3,199.17	319.92	42.66	319.92	1202-03	02-Jan-2003	02-Jan-2003
005435	SARAMANTE, MICHAEL	1202-02-084	POLICE OFFICER	PO -3	PO	4	1	1.00	83,178.42	3,199.17	319.92	42.66	319.92	1202-03	02-Jan-2003	02-Jan-2003
005436	CANTAGATA, ROBERT A.	1202-02-085	POLICE OFFICER	PO -3	PO	4	1	1.00	83,178.42	3,199.17	319.92	42.66	319.92	1202-03	02-Jan-2003	02-Jan-2003
005437	WHEATLEY, JAMESON	1202-02-086	POLICE OFFICER	PO -3	PO	4	1	1.00	83,178.42	3,199.17	319.92	42.66	319.92	1202-03	02-Jan-2003	02-Jan-2003
008501	MC COY, PATRICK J	1202-02-087	POLICE OFFICER	PO -3	PO	4	1	1.00	83,178.42	3,199.17	319.92	42.66	319.92	1202-03	19-Dec-2014	19-Dec-2014
005535	IMONDI, ALBION W.	1202-02-088	POLICE OFFICER	PO -3	PO	4	1	1.00	83,178.42	3,199.17	319.92	42.66	319.92	1202-03	10-Jul-2003	10-Jul-2003
010024	JOHNSTON, PETER	1202-02-089	POLICE OFFICER	PO -3	PO	4	1	1.00	83,178.42	3,199.17	319.92	42.66	319.92	1202-03	01-Aug-2022	01-Aug-2022
005539	LECLERC, ERIC	1202-02-090	POLICE OFFICER	PO -3	PO	4	1	1.00	83,178.42	3,199.17	319.92	42.66	319.92	1202-03	10-Jul-2003	10-Jul-2003
009077	ANDRADE, DANA J	1202-02-091	POLICE OFFICER	PO -3	PO	4	1	1.00	83,178.42	3,199.17	319.92	42.66	319.92	1202-03	02-Jan-2018	02-Jan-2018
008504	VIENS, RYAN P	1202-02-092	POLICE OFFICER	PO -3	PO	4	1	1.00	83,178.42	3,199.17	319.92	42.66	319.92	1202-03	29-Dec-2014	29-Dec-2014
005593	O'DONNELL, SHANE P.	1202-02-093	POLICE OFFICER	PO -3	PO	4	1	1.00	83,178.42	3,199.17	319.92	42.66	319.92	1202-03	10-Oct-2003	10-Oct-2003
008615	TROIANO, MICHAEL A	1202-02-094	POLICE OFFICER	PO -3	PO	4	1	1.00	83,178.42	3,199.17	319.92	42.66	319.92	1202-03	28-Dec-2015	28-Dec-2015
005760	BOUCHER, DAVID M.	1202-02-095	POLICE OFFICER	PO -3	PO	4	1	1.00	83,178.42	3,199.17	319.92	42.66	319.92	1202-03	26-Jul-2004	26-Jul-2004
005761	BAGSHAW, NATHAN	1202-02-096	POLICE OFFICER	PO -3	PO	4	1	1.00	83,178.42	3,199.17	319.92	42.66	319.92	1202-03	26-Jul-2004	26-Jul-2004
005762	LEE, DANIEL	1202-02-097	POLICE OFFICER	PO -3	PO	4	1	1.00	83,178.42	3,199.17	319.92	42.66	319.92	1202-03	26-Jul-2004	26-Jul-2004
009080	PENTO, JOSHUA T	1202-02-098	POLICE OFFICER	PO -3	PO	4	1	1.00	83,178.42	3,199.17	319.92	42.66	319.92	1202-03	02-Jan-2018	02-Jan-2018
005952	ROCCHIO, JOHN P.	1202-02-099	POLICE OFFICER	PO -3	PO	4	1	1.00	83,178.42	3,199.17	319.92	42.66	319.92	1202-03	23-Nov-2004	23-Nov-2004
005973	NELSON, JONATHAN A.	1202-02-100	POLICE OFFICER	PO -3	PO	4	1	1.00	83,178.42	3,199.17	319.92	42.66	319.92	1202-03	28-Jan-2005	28-Jan-2005
005974	SANCHEZ, SALVADOR JR	1202-02-101	POLICE OFFICER	PO -3	PO	4	1	1.00	83,178.42	3,199.17	319.92	42.66	319.92	1202-03	28-Jan-2005	28-Jan-2005
005989	FISH, DARYL	1202-02-102	POLICE OFFICER	PO -3	PO	4	1	1.00	83,178.42	3,199.17	319.92	42.66	319.92	1202-03	07-Mar-2005	07-Mar-2005
005991	BRAGA, DERIK	1202-02-104	POLICE OFFICER	PO -3	PO	4	1	1.00	83,178.42	3,199.17	319.92	42.66	319.92	1202-03	07-Mar-2005	07-Mar-2005
005992	SKODRAS, ROBERT J	1202-02-105	POLICE OFFICER	PO -3	PO	4	1	1.00	83,178.42	3,199.17	319.92	42.66	319.92	1202-03	07-Mar-2005	07-Mar-2005
006011	BABCOCK, RANDALL G	1202-02-106	POLICE OFFICER	PO -3	PO	4	1	1.00	83,178.42	3,199.17	319.92	42.66	319.92	1202-03	23-May-2005	23-May-2005
006012	NERI, REBEKAH R.	1202-02-107	POLICE OFFICER	PO -3	PO	4	1	1.00	83,178.42	3,199.17	319.92	42.66	319.92	1202-03	23-May-2005	23-May-2005
009855	COOPER, KAYLEIGH	1202-02-108	POLICE OFFICER	PO -3	PO	4	1	1.00	83,178.42	3,199.17	319.92	42.66	319.92	1202-03	06-Jul-2021	06-Jul-2021
010537	MORAN, JAVON	1202-02-109	POLICE OFFICER	PO -3	PO	2	1	1.00	63,806.60	2,454.10	245.41	32.72	245.41	1202-03	17-Jun-2025	17-Jun-2025
010332	MCCUTCHEON, KYLE	1202-02-110	POLICE OFFICER	PO -3	PO	3	1	1.00	68,620.76	2,639.26	263.93	35.19	263.93	1202-03	05-Aug-2024	05-Aug-2024

City of Cranston  
Current Month End  
Employee Roster

Emp#	Name	Position#	Description	B U	Sch	Grade	Step	FTE	Annual Salary	Period Salary	Daily Salary	Hourly Rate	Per Diem Rate	*TimesheetGrp	OrigHireDt	PosHireDate
008725	MCINTYRE, LEONARD J	1202-02-111	POLICE OFFICER	PO -3	PO	4	1	1.00	83,178.42	3,199.17	319.92	42.66	319.92	1202-03	13-Jul-2016	13-Jul-2016
009078	BURNS, ZACHARY T	1202-02-112	POLICE OFFICER	PO -3	PO	4	1	1.00	83,178.42	3,199.17	319.92	42.66	319.92	1202-03	02-Jan-2018	02-Jan-2018
006161	ALDRICH, SETH	1202-02-113	POLICE OFFICER	PO -3	PO	4	1	1.00	83,178.42	3,199.17	319.92	42.66	319.92	1202-03	13-Mar-2006	13-Mar-2006
006162	DIMBLEBY, RYAN	1202-02-114	POLICE OFFICER	PO -3	PO	4	1	1.00	83,178.42	3,199.17	319.92	42.66	319.92	1202-03	13-Mar-2006	13-Mar-2006
006249	BOLDUC, CHRISTINE D	1202-02-115	POLICE OFFICER	PO -3	PO	4	1	1.00	83,178.42	3,199.17	319.92	42.66	319.92	1202-03	15-Aug-2006	15-Aug-2006
006250	HARDY, JARED	1202-02-116	POLICE OFFICER	PO -3	PO	4	1	1.00	83,178.42	3,199.17	319.92	42.66	319.92	1202-03	15-Aug-2006	15-Aug-2006
006251	CARROLL, KIM MARIE	1202-02-117	POLICE OFFICER	PO -3	PO	4	1	1.00	83,178.42	3,199.17	319.92	42.66	319.92	1202-03	15-Aug-2006	15-Aug-2006
008174	SCOTTI, BRANDON M	1202-02-118	POLICE OFFICER	PO -3	PO	4	1	1.00	83,178.42	3,199.17	319.92	42.66	319.92	1202-03	15-Jul-2013	15-Jul-2013
006644	MACHADO, JEREMY	1202-02-119	POLICE OFFICER	PO -3	PO	4	1	1.00	83,178.42	3,199.17	319.92	42.66	319.92	1202-03	17-Mar-2008	17-Mar-2008
006645	QUARANTO, JONATHAN J	1202-02-120	POLICE OFFICER	PO -3	PO	4	1	1.00	83,178.42	3,199.17	319.92	42.66	319.92	1202-03	17-Mar-2008	17-Mar-2008
006738	DETROIA, DYANNA	1202-02-121	POLICE OFFICER	PO -3	PO	4	1	1.00	83,178.42	3,199.17	319.92	42.66	319.92	1202-03	12-Aug-2008	12-Aug-2008
009079	LYNCH, SHANE W	1202-02-122	POLICE OFFICER	PO -3	PO	4	1	1.00	83,178.42	3,199.17	319.92	42.66	319.92	1202-03	02-Jan-2018	02-Jan-2018
008721	LANGLAIS, DANIEL	1202-02-123	POLICE OFFICER	PO -3	PO	4	1	1.00	83,178.42	3,199.17	319.92	42.66	319.92	1202-03	13-Jul-2016	13-Jul-2016
006911	DUCCLOS, BRADFORD C	1202-02-124	POLICE OFFICER	PO -3	PO	4	1	1.00	83,178.42	3,199.17	319.92	42.66	319.92	1202-03	01-Dec-2008	01-Dec-2008
006912	LA PLUME, PAUL J II	1202-02-125	POLICE OFFICER	PO -3	PO	4	1	1.00	83,178.42	3,199.17	319.92	42.66	319.92	1202-03	01-Dec-2008	01-Dec-2008
008502	O'LEARY, STEVEN	1202-02-127	POLICE OFFICER	PO -3	PO	4	1	1.00	83,178.42	3,199.17	319.92	42.66	319.92	1202-03	29-Dec-2014	29-Dec-2014
006915	REIS, MALLORY Y	1202-02-128	POLICE OFFICER	PO -3	PO	4	1	1.00	83,178.42	3,199.17	319.92	42.66	319.92	1202-03	01-Dec-2008	01-Dec-2008
008723	LAVEY, THOMAS	1202-02-129	POLICE OFFICER	PO -3	PO	4	1	1.00	83,178.42	3,199.17	319.92	42.66	319.92	1202-03	13-Jul-2016	13-Jul-2016
007297	MANZOTTI, ROSS	1202-02-130	POLICE OFFICER	PO -3	PO	4	1	1.00	83,178.42	3,199.17	319.92	42.66	319.92	1202-03	18-Jul-2011	18-Jul-2011
007298	MASTRATI, JOHN	1202-02-131	POLICE OFFICER	PO -3	PO	4	1	1.00	83,178.42	3,199.17	319.92	42.66	319.92	1202-03	18-Jul-2011	18-Jul-2011
007299	HARDY, ASHLEY	1202-02-132	POLICE OFFICER	PO -3	PO	4	1	1.00	83,178.42	3,199.17	319.92	42.66	319.92	1202-03	18-Jul-2011	18-Jul-2011
008726	MURRAY, JAMES P	1202-02-133	POLICE OFFICER	PO -3	PO	4	1	1.00	83,178.42	3,199.17	319.92	42.66	319.92	1202-03	13-Jul-2016	13-Jul-2016
009464	LOPEZ, CHAVELLE	1202-02-134	POLICE OFFICER	PO -3	PO	3	1	1.00	68,620.76	2,639.26	263.93	35.19	263.93	1202-03	16-Sep-2019	05-Aug-2024
007347	COLLADO, LUIS A	1202-02-135	POLICE OFFICER	PO -3	PO	4	1	1.00	83,178.42	3,199.17	319.92	42.66	319.92	1202-03	03-Jan-2012	03-Jan-2012
007348	KORKUC, ANDREW B	1202-02-136	POLICE OFFICER	PO -3	PO	4	1	1.00	83,178.42	3,199.17	319.92	42.66	319.92	1202-03	03-Jan-2012	03-Jan-2012
010493	FLETCHER, RYAN	1202-02-137	POLICE OFFICER	PO -3	PO	2	1	1.00	63,806.60	2,454.10	245.41	32.72	245.41	1202-03	03-Jan-2025	03-Jan-2025
007350	ROBBINS, BRETTON T	1202-02-138	POLICE OFFICER	PO -3	PO	4	1	1.00	83,178.42	3,199.17	319.92	42.66	319.92	1202-03	03-Jan-2012	03-Jan-2012
009923	NOLAN, MICHAEL T	1202-02-139	POLICE OFFICER	PO -3	PO	4	1	1.00	83,178.42	3,199.17	319.92	42.66	319.92	1202-03	13-Sep-2021	13-Sep-2021
007390	LECLAIR, CHRISTOPHER	1202-02-140	POLICE OFFICER	PO -3	PO	4	1	1.00	83,178.42	3,199.17	319.92	42.66	319.92	1202-03	16-Jul-2012	11-Jun-2012
007392	SMITH, AUSTIN	1202-02-142	POLICE OFFICER	PO -3	PO	4	1	1.00	83,178.42	3,199.17	319.92	42.66	319.92	1202-03	16-Jul-2012	16-Jul-2012
007393	O'MALLEY, PATRICK	1202-02-143	POLICE OFFICER	PO -3	PO	4	1	1.00	83,178.42	3,199.17	319.92	42.66	319.92	1202-03	16-Jul-2012	16-Jul-2012
007394	CRAGIN, DAVID	1202-02-144	POLICE OFFICER	PO -3	PO	4	1	1.00	83,178.42	3,199.17	319.92	42.66	319.92	1202-03	16-Jul-2012	16-Jul-2012
007395	DAGNESE, JASON	1202-02-145	POLICE OFFICER	PO -3	PO	4	1	1.00	83,178.42	3,199.17	319.92	42.66	319.92	1202-03	16-Jul-2012	16-Jul-2012
007396	DAVIS, BRENDA	1202-02-146	POLICE OFFICER	PO -3	PO	4	1	1.00	83,178.42	3,199.17	319.92	42.66	319.92	1202-03	16-Jul-2012	16-Jul-2012
008172	BELLEVUE, MARDOCHEE	1202-02-147	POLICE OFFICER	PO -3	PO	4	1	1.00	83,178.42	3,199.17	319.92	42.66	319.92	1202-03	15-Jul-2013	15-Jul-2013
008169	MASON, JOSHUA	1202-02-148	POLICE OFFICER	PO -3	PO	4	1	1.00	83,178.42	3,199.17	319.92	42.66	319.92	1202-03	15-Jul-2013	15-Jul-2013
008086	LAQUALE, ANTHONY J	1202-02-149	POLICE OFFICER	PO -3	PO	4	1	1.00	83,178.42	3,199.17	319.92	42.66	319.92	1202-03	20-Dec-2012	20-Dec-2012
008171	MEDEIROS, BRENTON L	1202-02-151	POLICE OFFICER	PO -3	PO	4	1	1.00	83,178.42	3,199.17	319.92	42.66	319.92	1202-03	15-Jul-2013	15-Jul-2013
008964	MAIONE, ROBERT JR	1202-02-153	POLICE OFFICER	PO -3	PO	4	1	1.00	83,178.42	3,199.17	319.92	42.66	319.92	1202-03	20-Dec-2016	20-Dec-2016
	<b>#Emps: 147 #Pos: 147</b>															
010620	MENEBHI, ERICA	1203-01-001	SUPERVISOR OF ANIMAL CO	CM -0	CM	26	1	1.00	64,476.05	2,479.85	247.98	35.43	247.98	1203-01	18-Nov-2025	04-Apr-2026
009498	BROTHERS, SEAN F	1203-01-002	ANIMAL CONTROL OFFICER	CM -0	CM	20	6	1.00	62,269.84	2,394.99	239.50	34.21	239.50	1203-07	09-Dec-2019	09-Dec-2019
010636	VERRIER, OLIVIA	1203-01-003	ANIMAL CONTROL OFFICER	CM -0	CM	20	1	1.00	52,746.88	2,028.73	202.87	28.98	202.87	1203-01	27-Apr-2026	27-Apr-2026
008600	CIOFFI, COLE	1203-01-004	KENNEL CUSTODIAN/ADOP	CM -0	CM	18	5	1.00	56,300.43	2,165.40	216.54	30.93	216.54	1203-07	05-Jul-2022	05-Jul-2022
	<b>#Emps: 4 #Pos: 4</b>															
010488	CORRAO, FRANK III	1300-09-001	DIRECTOR OF PUBLIC WOR	AD -0	AD	55	7	1.00	177,160.00	6,813.85	681.38	85.17	681.38	1300-01	19-Nov-2024	05-May-2025
004252	LAQUALE, DAVID M	1300-01-002	RODENT CONTROL COORDI	CM -0	CM	26	8	1.00	81,248.62	3,124.95	312.49	44.64	312.49	1300-01	30-Nov-1998	12-Apr-2021
009190	BUCCI, ANJELICA	1300-01-003	SENIOR CLERK	CM -0	CM	13	3	1.00	45,314.36	1,742.86	174.29	24.90	174.29	1300-01	12-Sep-2018	16-Sep-2024
	<b>#Emps: 3 #Pos: 3</b>															
006600	MULCAHY, STEPHEN	1301-01-001	TRAFFIC ENGINEER	CM -0	CM	34	8	1.00	110,420.86	4,246.96	424.70	60.67	424.70	1301-01	09-Oct-2007	11-Aug-2015
	<b>#Emps: 1 #Pos: 1</b>															

City of Cranston  
Current Month End  
Employee Roster

Emp#	Name	Position#	Description	B U	Sch	Grade	Step	FTE	Annual Salary	Period Salary	Daily Salary	Hourly Rate	Per Diem Rate	*TimesheetGrp	OrigHireDt	PosHireDate
006923	CORSO, JOHN M	1302-01-007	HIGHWAY MAINT. SUPERINT	CM -2	CM	33	8	1.00	106,170.29	4,083.47	408.35	54.45	408.35	1302-01	06-Jan-2009	09-Jul-2020
005744	BAILEY, JEAN	1302-01-001	PRINCIPAL CLERK	CM -0	CM	17	8	1.00	59,392.42	2,284.32	228.43	32.63	228.43	1302-01	06-Jul-2004	06-Jul-2004
002279	DELFINO, KENNETH P	1302-01-003	FOREPERSON	CM -2	CM	9	7	1.00	71,810.31	2,761.94	276.19	36.83	276.19	1302-17	28-Mar-1988	28-Mar-1988
008390	CELLETTI, ROCCO M	1302-01-004	FOREPERSON	CM -2	CM	9	6	1.00	70,599.36	2,715.36	271.54	36.20	271.54	1302-17	03-Nov-2014	15-Jan-2022
002946	CROFT, LEONARD J	1302-01-005	FOREPERSON	CM -2	CM	9	7	1.00	71,810.31	2,761.94	276.19	36.83	276.19	1302-17	22-Jan-1996	22-Jan-1996
006140	ALPAIO, DONALD	1302-05-009	GARAGE CLERK	LI -0	LI	5	7	1.00	62,991.55	2,422.75	242.28	30.28	242.28	1302-17	03-Jan-2006	02-Apr-2018
000094	MONICO, THOMAS	1302-05-010	LABOR EQUIPMENT OPERA	LI -0	LI	5	7	1.00	62,991.55	2,422.75	242.28	30.28	242.28	1302-17	05-Nov-1991	05-Nov-1991
008516	CAPUANO, DANIEL	1302-05-013	LABOR EQUIPMENT OPERA	LI -0	LI	5	7	1.00	62,991.55	2,422.75	242.28	30.28	242.28	1302-17	12-Jan-2015	25-Sep-2017
010283	ROSSI, MICHAEL	1302-05-014	LABOR EQUIPMENT OPERA	LI -0	LI	5	3	1.00	58,706.13	2,257.93	225.79	28.22	225.79	1302-17	03-Jun-2024	03-Jun-2024
010260	WHITELEY, THEODORE IV	1302-05-015	LABOR EQUIPMENT OPERA	LI -0	LI	5	2	1.00	57,497.23	2,211.43	221.14	27.64	221.14	1302-17	25-Mar-2024	16-Dec-2024
008535	CONTE, DENNIS F JR	1302-05-016	MASON	LI -0	LI	5	6	1.00	62,406.45	2,400.25	240.02	30.00	240.02	1302-17	18-May-2015	18-May-2015
006253	BAILEY, ROBERT	1302-05-017	TRAFFIC SAFETY TECHNICAL	LI -0	LI	5	7	1.00	62,991.55	2,422.75	242.28	30.28	242.28	1302-17	28-Aug-2006	03-Aug-2020
008119	NARDOLILLO, JOHN L JR	1302-05-018	LIGHT EQUIP. OPERATOR	LI -0	LI	3	6	1.00	59,951.63	2,305.83	230.58	28.82	230.58	1302-17	18-Mar-2013	07-Oct-2013
001174	DEMAIO, MICHAEL	1302-05-019	LIGHT EQUIP. OPERATOR	LI -0	LI	3	7	1.00	60,536.94	2,328.34	232.83	29.10	232.83	1302-17	04-Nov-1991	04-Nov-1991
009068	TUIROK, DANIEL E	1302-05-020	LIGHT EQUIP. OPERATOR	LI -0	LI	3	6	1.00	59,951.63	2,305.83	230.58	28.82	230.58	1302-17	20-Nov-2017	06-Aug-2018
008391	DIFAZIO, ANGELO	1302-05-021	LIGHT EQUIP. OPERATOR	LI -0	LI	3	6	1.00	59,951.63	2,305.83	230.58	28.82	230.58	1302-17	03-Nov-2014	26-Feb-2022
010284	BERGANTINO, RYAN	1302-05-022	LIGHT EQUIP. OPERATOR	LI -0	LI	3	3	1.00	56,499.46	2,173.06	217.31	27.16	217.31	1302-17	03-Jun-2024	16-Dec-2024
003070	FITZGERALD, MICHAEL R	1302-05-025	LIGHT EQUIP. OPERATOR	LI -0	LI	3	7	1.00	60,536.94	2,328.34	232.83	29.10	232.83	1302-17	22-Jan-1996	22-Jan-1996
008201	GALLUCCI, MICHAEL A	1302-05-026	LIGHT EQUIP. OPERATOR	LI -0	LI	3	6	1.00	59,951.63	2,305.83	230.58	28.82	230.58	1302-17	16-Dec-2013	03-Nov-2014
009111	MARTINO, DEMETRI	1302-05-027	LIGHT EQUIP. OPERATOR	LI -0	LI	3	6	1.00	59,951.63	2,305.83	230.58	28.82	230.58	1302-17	09-Apr-2018	01-Jul-2019
001126	GATES, KENNETH	1302-05-028	LABOR EQUIPMENT OPERA	LI -0	LI	5	7	1.00	62,991.55	2,422.75	242.28	30.28	242.28	1302-17	13-Dec-1993	13-Dec-1993
009277	STERPIS, PETER	1302-05-029	SKILLED LABORER	LI -0	LI	2	6	1.00	58,521.01	2,250.81	225.08	28.14	225.08	1302-17	01-Oct-2018	21-Oct-2024
004576	MALLOZZI, EDWARD J	1302-05-031	SKILLED LABORER	LI -0	LI	2	7	1.00	59,106.11	2,273.31	227.33	28.42	227.33	1302-17	13-Mar-2000	13-Mar-2000
009457	MARCHESI, JOSEPH M	1302-05-032	SKILLED LABORER	LI -0	LI	2	6	1.00	58,521.01	2,250.81	225.08	28.14	225.08	1302-17	22-Jul-2019	22-Jul-2019
009176	DUMMETT, CLIFFORD	1302-05-033	SKILLED LABORER	LI -0	LI	2	6	1.00	58,521.01	2,250.81	225.08	28.14	225.08	1302-17	27-Aug-2018	27-Aug-2018
006097	BUCCI, JASON	1302-05-034	HIGHWAY SAFETY OFFICER	LI -0	LI	5	7	1.00	62,991.55	2,422.75	242.28	30.28	242.28	1302-17	25-Jul-2005	25-Jul-2005
006146	ROSSI, ANTHONY J.	1302-05-035	SKILLED LABORER	LI -0	LI	2	7	1.00	59,106.11	2,273.31	227.33	28.42	227.33	1302-17	06-Feb-2006	06-Feb-2006
009900	CONCA, ANTONIO III	1302-05-036	SKILLED LABORER	LI -0	LI	2	3	1.00	55,501.89	2,134.69	213.47	26.68	213.47	1302-17	02-Aug-2021	30-Jun-2025
006592	DICHRISTOPHER, VICTOR C	1302-05-037	SKILLED LABORER	LI -0	LI	2	7	1.00	59,106.11	2,273.31	227.33	28.42	227.33	1302-17	05-Sep-2007	05-Sep-2007
010490	PIZZI, STEPHEN	1302-05-038	SKILLED LABORER	LI -0	LI	2	2	1.00	54,776.80	2,106.80	210.68	26.34	210.68	1302-17	09-Dec-2024	09-Dec-2024
009038	PALLADINO, NICOLA G	1302-05-041	SKILLED LABORER	LI -0	LI	2	7	1.00	59,106.11	2,273.31	227.33	28.42	227.33	1302-17	31-Jul-2017	31-Jul-2017
	#Emps: 29 #Pos: 29															
006256	MAIO, ROBERT	1303-01-002	CITY SURVEYOR I/II	CM -0	CM	31	7	1.00	97,015.83	3,731.38	373.14	53.31	373.14	1303-01	05-Sep-2006	01-Jul-2021
010570	LOENS, CHRISTOPHER	1303-01-003	SR. ENGINEERING TECH. / A	CM -0	CM	26	2	1.00	66,729.03	2,566.50	256.65	36.66	256.65	1303-01	30-Jun-2025	30-Jun-2025
010610	BRUM, MARK	1303-01-004	SENIOR CIVIL ENGINEER	CM -0	CM	41	6	1.00	133,178.86	5,122.26	512.23	73.18	512.23	1303-01	02-Sep-2025	02-Sep-2025
	#Emps: 3 #Pos: 3															
009886	DEVINE, DONALD	1304-09-001	PUBLIC BUILDINGS SUPERINT	AD -0	AD	35	4	1.00	64,120.78	2,466.18	246.62	30.83	246.62	1304-01	17-Oct-2022	17-Oct-2022
004304	CORSI, MICHAEL F	1304-05-002	PLUMBER	LI -0	LI	26	7	1.00	75,803.94	2,915.54	291.55	36.44	291.55	1304-01	01-Nov-1999	01-Nov-1999
008214	CASTOSA, ALEX	1304-05-003	HVAC/PLUMBER'S APPRENT	LI -0	LI	24	6	1.00	71,220.03	2,739.23	273.92	34.24	273.92	1304-01	06-Jan-2014	06-Jan-2014
006101	AIKEN, WILLIAM J	1304-05-004	SR ELECTRICIAN	LI -0	LI	27	7	1.00	78,456.98	3,017.58	301.76	37.72	301.76	1304-11	09-Aug-2005	09-Aug-2005
008233	WINEMAN, ERIC J	1304-05-005	ELECTRICIAN	LI -0	LI	24	6	1.00	71,220.03	2,739.23	273.92	34.24	273.92	1304-11	27-May-2014	27-May-2014
004881	GALVIN, MICHAEL P.	1304-05-007	SR BUILDING MAINTENANCE	LI -0	LI	6	7	1.00	64,630.38	2,485.78	248.58	31.07	248.58	1304-11	20-Nov-2000	18-Nov-2013
006108	DALY, KENNETH	1304-05-008	SR BLDG MAINT PERSON/CA	LI -0	LI	6	7	1.00	64,630.38	2,485.78	248.58	31.07	248.58	1304-11	29-Aug-2005	29-Aug-2005
009550	TAYLOR, RICHARD A	1304-05-009	BUILDING MAINTENANCE PE	LI -0	LI	4	4	1.00	58,706.13	2,257.93	225.79	28.22	225.79	1304-11	31-Aug-2020	06-Apr-2025
008083	MARTIN, RICHARD AUSTIN	1304-05-011	BUILDING MAINTENANCE PE	LI -0	LI	4	6	1.00	60,725.81	2,335.61	233.56	29.20	233.56	1304-11	16-Dec-2013	02-Aug-2021
006598	TRIBELLI, WILLIAM A JR	1304-05-012	SKILLED LABORER/CUSTOD	LI -0	LI	2	7	1.00	59,106.11	2,273.31	227.33	28.42	227.33	1304-11	27-Sep-2007	27-Sep-2013
008757	BROTHERS, ROBERT M	1304-05-013	SKILLED LABORER/CUSTOD	LI -0	LI	2	6	1.00	58,521.01	2,250.81	225.08	28.14	225.08	1304-11	19-Sep-2016	19-Sep-2016
008573	DE LOS SANTOS, JUAN E	1304-05-014	SKILLED LABORER/CUSTOD	LI -0	LI	2	6	1.00	58,521.01	2,250.81	225.08	28.14	225.08	1304-11	27-Jul-2015	27-Jul-2015
009835	TIBERI, ROBERT	1304-05-015	SKILLED LABORER/CUSTOD	LI -0	LI	2	6	1.00	58,521.01	2,250.81	225.08	28.14	225.08	1304-11	10-May-2021	11-Mar-2024
005263	PENNACCHINI, EDWARD T.	1304-05-017	SKILLED LABORER/CUSTOD	LI -0	LI	2	7	1.00	59,106.11	2,273.31	227.33	28.42	227.33	1304-11	03-Sep-2002	03-Sep-2002
005478	MIHELAKOS, JOHN	1304-05-018	SKILLED LABORER/CUSTOD	LI -0	LI	2	7	1.00	59,106.11	2,273.31	227.33	28.42	227.33	1304-11	14-Apr-2003	14-Apr-2003
005603	DIBIASE, VINCENT R.	1304-05-019	SKILLED LABORER/CUSTOD	LI -0	LI	2	7	1.00	59,106.11	2,273.31	227.33	28.42	227.33	1304-11	01-Dec-2003	01-Dec-2003
005999	GOEWEY, ERIC J.	1304-05-020	SKILLED LABORER/CUSTOD	LI -0	LI	2	7	1.00	59,106.11	2,273.31	227.33	28.42	227.33	1304-11	04-Apr-2005	04-Apr-2005

City of Cranston  
Current Month End  
Employee Roster

Emp#	Name	Position#	Description	B U	Sch	Grade	Step	FTE	Annual Salary	Period Salary	Daily Salary	Hourly Rate	Per Diem Rate	*TimesheetGrp	OrigHireDt	PosHireDate
008198	BEHM, MICHAEL	1304-05-021	SKILLED LABORER/CUSTOD	LI -0	LI	2	6	1.00	58,521.01	2,250.81	225.08	28.14	225.08	1304-11	28-Oct-2013	28-Oct-2013
008167	CAMPAGNONE, RONALD	1304-05-022	SKILLED LABORER/CUSTOD	LI -0	LI	2	6	1.00	58,521.01	2,250.81	225.08	28.14	225.08	1304-11	08-Jul-2013	08-Jul-2013
	#Emps: 16 #Pos: 16															
008382	DI CARLO, JOSEPH D JR	1306-09-001	CLEAN CITY PROGRAM COCA	AD -0	AD	35	3	1.00	61,359.59	2,359.98	236.00	29.50	236.00	1306-01	22-Sep-2014	22-Sep-2014
	#Emps: 1 #Pos: 1															
004477	SCOTTI, GERARD A	1307-01-001	FLEET MANAGER	CM -2	CM	33	8	1.00	106,170.29	4,083.47	408.35	54.45	408.35	1307-01	23-Aug-1999	23-Aug-1999
006929	MORALES, ASTRID P	1307-01-002	SENIOR CLERK	CM -0	CM	13	8	1.00	52,355.39	2,013.67	201.37	28.77	201.37	1307-01	06-Jan-2009	06-Jan-2009
003186	WEST, THOMAS D III	1307-05-003	PRINCIPAL MECHANIC	LI -0	LI	26	7	1.00	75,803.94	2,915.54	291.55	36.44	291.55	1307-07	26-Mar-1990	26-Mar-1990
000632	DESOMMA, HERBERT G JR	1307-05-004	AUTO MECHANIC	LI -0	LI	23	7	1.00	69,896.32	2,688.32	268.83	33.60	268.83	1307-07	05-Feb-1996	05-Feb-1996
009069	BLANCHETTE, JASON F	1307-05-005	AUTO MECHANIC	LI -0	LI	23	6	1.00	69,310.38	2,665.78	266.58	33.32	266.58	1307-07	21-Nov-2017	21-Nov-2017
010494	MACCHIONI, ANTHONY	1307-05-006	AUTO MECHANIC	LI -0	LI	23	5	1.00	67,489.55	2,595.75	259.58	32.45	259.58	1307-07	04-Jan-2025	04-Jan-2025
004968	CAPOBIANCO, JOHN R JR	1307-05-007	AUTO MECHANIC	LI -0	LI	23	7	1.00	69,896.32	2,688.32	268.83	33.60	268.83	1307-07	23-Apr-2001	23-Apr-2001
006606	QUINN, RICHARD A	1307-05-008	AUTO MECHANIC	LI -0	LI	23	7	1.00	69,896.32	2,688.32	268.83	33.60	268.83	1307-07	19-Nov-2007	19-Nov-2007
009406	SAHAGIAN, CHRISTOPHER	1307-05-010	MECHANIC'S ASSISTANT	LI -0	LI	2	2	1.00	54,776.80	2,106.80	210.68	26.34	210.68	1307-07	07-May-2019	16-Jun-2025
	#Emps: 7 #Pos: 7															
010495	PISCOPIELLO, STEVEN	1400-09-001	DIRECTOR OF PARKS AND RE	AD -0	AD	39	5	1.00	83,636.98	3,216.81	321.68	40.21	321.68	1400-01	13-Jan-2025	13-Jan-2025
004747	ACETO, FELIPPO L	1400-01-001	RECREATION PROGRAM ADI	CM -2	CM	25	8	1.00	78,728.33	3,028.01	302.80	40.37	302.80	1400-01	24-Jul-2000	28-Jul-2025
005959	BEAUCHAINE, WENDY	1400-01-002	PRINCIPAL CLERK	CM -0	CM	17	6	1.00	56,300.43	2,165.40	216.54	30.93	216.54	1400-01	13-Dec-2004	03-Nov-2025
001846	RYAN, RODNEY	1400-01-003	GENERAL FOREPERSON	CM -2	CM	28	8	1.00	88,160.28	3,390.78	339.08	45.21	339.08	1400-01	22-Mar-1993	22-Mar-1993
002320	JUTRAS, NORMAN J	1400-05-004	LABOR EQUIPMENT OPERA	LI -0	LI	5	7	1.00	62,991.55	2,422.75	242.28	30.28	242.28	1400-07	05-Jul-1988	05-Jul-1988
002408	MAIO, THOMAS	1400-05-006	LABOR EQUIPMENT OPERA	LI -0	LI	5	7	1.00	62,991.55	2,422.75	242.28	30.28	242.28	1400-07	05-Jul-1988	20-Jul-2020
001173	URSILLO, MARC D	1400-05-007	LABOR EQUIPMENT OPERA	LI -0	LI	5	7	1.00	62,991.55	2,422.75	242.28	30.28	242.28	1400-07	05-Jul-1988	05-Jul-1988
005627	ALONZO, HUMBERTO	1400-05-008	LABOR EQUIPMENT OPERA	LI -0	LI	5	7	1.00	62,991.55	2,422.75	242.28	30.28	242.28	1400-07	17-Feb-2004	12-Apr-2021
001144	DICHRISTOPHER, VICTOR C	1400-05-009	LABOR EQUIPMENT OPERA	LI -0	LI	5	7	1.00	62,991.55	2,422.75	242.28	30.28	242.28	1400-07	07-Oct-1985	07-Oct-1985
005337	METRO, NEIL A	1400-05-010	LABOR EQUIPMENT OPERA	LI -0	LI	5	7	1.00	62,991.55	2,422.75	242.28	30.28	242.28	1400-07	23-Sep-2002	03-Jun-2024
008199	CAPIRCHIO, JAMES J	1400-05-011	LABOR EQUIPMENT OPERA	LI -0	LI	5	6	1.00	62,406.45	2,400.25	240.02	30.00	240.02	1400-07	28-Oct-2013	19-Aug-2024
007039	CASTRIOTTA, VITTORIO E II	1400-05-012	LIGHT EQUIPMENT OPERAT	LI -0	LI	3	5	1.00	58,705.09	2,257.89	225.79	28.22	225.79	1400-07	01-Jul-2019	06-Jul-2010
002808	SILVIA, DAVID L	1400-05-013	LIGHT EQUIPMENT OPERAT	LI -0	LI	3	7	1.00	60,536.94	2,328.34	232.83	29.10	232.83	1400-07	28-Aug-1972	01-Jul-2020
009036	LIBERATORE, ANTHONY D	1400-05-015	LIGHT EQUIPMENT OPERAT	LI -0	LI	3	6	1.00	59,951.63	2,305.83	230.58	28.82	230.58	1400-07	10-Jul-2017	01-Jul-2020
004137	COOK, GARY	1400-05-016	SKILLED LABORER	LI -0	LI	2	7	1.00	59,106.11	2,273.31	227.33	28.42	227.33	1400-07	17-Jul-2000	03-Feb-2018
006497	DEROBIO, ROBERT	1400-05-017	SKILLED LABORER	LI -0	LI	2	7	1.00	59,106.11	2,273.31	227.33	28.42	227.33	1400-07	02-Apr-2007	02-Apr-2007
007447	ZANNI, NICHOLAS	1400-05-019	SKILLED LABORER	LI -0	LI	2	6	1.00	58,521.01	2,250.81	225.08	28.14	225.08	1400-07	27-Aug-2012	27-Aug-2012
004756	GREENHALGH, JOHN III	1400-05-020	SKILLED LABORER	LI -0	LI	2	7	1.00	59,106.11	2,273.31	227.33	28.42	227.33	1400-07	25-Jul-2000	04-Jul-2020
009524	MAGGIACOMO, SALVATORE	1400-05-021	SKILLED LABORER	LI -0	LI	2	6	1.00	58,521.01	2,250.81	225.08	28.14	225.08	1400-07	02-Mar-2020	12-Apr-2021
008582	LINK, JOSHUA G	1400-05-022	SKILLED LABORER	LI -0	LI	2	6	1.00	58,521.01	2,250.81	225.08	28.14	225.08	1400-07	01-Jul-2019	01-Jul-2019
	#Emps: 16 #Pos: 16															
006649	GARCIA, EDWARD A JR	1500-06-001	LIBRARY DIRECTOR	NU -0	NU	7	1	1.00	127,342.40	4,897.78	489.78	69.97	489.78	1500-13	16-Apr-2008	16-Apr-2008
007448	HOLDEN, JULIE A	1500-06-002	ASST. LIBRARY DIRECTOR	NU -0	NU	8	1	1.00	107,066.23	4,117.93	411.79	58.83	411.79	1500-13	27-Aug-2012	06-Oct-2014
009384	BARTOS, DAVE J	1500-06-004	HEAD ADULT SERVICES LIB	LB -0	LB	32	7	1.00	92,412.59	3,554.33	355.43	50.78	355.43	1500-13	18-Feb-2019	18-Feb-2019
008193	SUNO, EMILY BROWN	1500-06-005	HEAD CHILDREN'S SERVICE	LB -0	LB	32	8	1.00	93,922.14	3,612.39	361.24	51.61	361.24	1500-13	25-Sep-2013	25-Sep-2013
010532	SILVEIRA, JOSEPH	1500-06-006	TECHNICAL SERVICES/SYS	NU -0	NU	10	1	1.00	72,000.00	2,769.23	276.92	39.56	276.92	1500-13	19-May-2025	19-May-2025
009939	HAGUE, NOMI K	1500-06-007	AUBURN BRANCH LIBRARI	LB -0	LB	28	3	1.00	69,192.00	2,661.23	266.12	38.02	266.12	1500-13	29-Nov-2021	23-Aug-2025
009052	BERGER, ZACHARY M	1500-06-008	WILLIAM HALL LIBRARIAN	LB -0	LB	28	7	1.00	82,979.31	3,191.51	319.15	45.59	319.15	1500-13	11-Sep-2017	23-Sep-2023
009372	TAFT, ALYSSA M	1500-06-009	YOUNG ADULT LIBRARIAN	LB -0	LB	24	7	1.00	70,934.45	2,728.25	272.82	38.98	272.82	1500-13	22-Jan-2019	22-Jan-2019
009499	CARDILLO, TAYLA M	1500-06-010	YOUTH SERVICES LIBRARI	LB -0	LB	24	7	1.00	70,934.45	2,728.25	272.82	38.98	272.82	1500-13	16-Dec-2019	01-Jul-2025
000603	ZAWADZKI, LISA J	1500-06-011	INFORMATION SERVICES LI	LB -0	LB	24	11	1.00	75,101.79	2,888.53	288.85	41.26	288.85	1500-13	08-Sep-1992	08-Sep-1992
009551	NYZIO, ROBIN P	1500-06-012	INFORMATION SERVICES LI	LB -0	LB	24	9	1.00	72,961.67	2,806.22	280.62	40.09	280.62	1500-13	31-Aug-2020	23-Sep-2023
008386	BODEN, KATHERINE	1500-06-013	INFORMATION SERVICES LI	LB -0	LB	24	8	1.00	72,289.25	2,780.36	278.04	39.72	278.04	1500-13	06-Oct-2014	06-Oct-2014
001194	GIANLORENZO, NANCY C	1500-06-014	KNIGHTSVILLE BRANCH LIB	LB -0	LB	24	11	1.00	75,101.79	2,888.53	288.85	41.26	288.85	1500-13	17-May-1993	17-May-1993
010580	BOTELHO, TALIA	1500-06-016	YOUTH SERVICES LIBRARI	LB -0	LB	24	2	1.00	57,055.10	2,194.43	219.44	31.35	219.44	1500-13	10-Jul-2025	10-Jul-2025
008307	PETRARCA, ELISE G	1500-06-017	YOUTH SERVICES LIBRARI	LB -0	LB	24	8	1.00	72,289.25	2,780.36	278.04	39.72	278.04	1500-13	27-Aug-2014	27-Aug-2014

City of Cranston  
Current Month End  
Employee Roster

Emp#	Name	Position#	Description	B U	Sch	Grade	Step	FTE	Annual Salary	Period Salary	Daily Salary	Hourly Rate	Per Diem Rate	*TimesheetGrp	OrigHireDt	PosHireDate
008976	HALL, CHRISTINE A	1500-06-018	LIBRARIAN I	LB -0	LB	24	7	1.00	70,934.45	2,728.25	272.82	38.98	272.82	1500-13	03-Dec-2018	03-Dec-2018
009108	ZAYAS, NEREIDA	1500-06-019	BUSINESS MANAGER	LB -0	LB	20	7	1.00	69,284.74	2,664.80	266.48	38.07	266.48	1500-13	31-Mar-2018	01-Apr-2018
003076	SANTAGATA, DANA L	1500-06-020	LIB. ASST III	LB -0	LB	18	11	1.00	60,985.30	2,345.59	234.56	33.51	234.56	1500-13	21-Nov-1988	03-Jan-2019
009897	JAGGI, CARLA R	1500-06-021	LIB. ASST. II	LB -0	LB	14	4	1.00	43,751.31	1,682.74	168.27	24.04	168.27	1500-13	14-Aug-2021	25-Feb-2023
001167	CURTI JR, GEORGE	1500-06-022	LIB. ASST. II	LB -0	LB	14	11	1.00	52,724.51	2,027.87	202.79	28.97	202.79	1500-13	15-Feb-1988	15-Feb-1988
010102	BERUBE, JENNIFER	1500-06-023	LIB. ASST. II	LB -0	LB	14	3	1.00	42,202.27	1,623.16	162.32	23.19	162.32	1500-13	11-Oct-2022	21-Sep-2024
008558	MICHELETTI, FRANCINE	1500-06-024	LIB. ASST. II	LB -0	LB	14	8	1.00	50,779.21	1,953.05	195.30	27.90	195.30	1500-13	25-Jun-2015	25-Jun-2015
001579	MULLEN, ROBERT W	1500-06-025	LIB. ASST. II	LB -0	LB	14	11	1.00	52,724.51	2,027.87	202.79	28.97	202.79	1500-13	06-Apr-1983	06-Apr-1983
003728	SEVIGNY, KIMBERLEE A	1500-06-026	LIB. ASST. II	LB -0	LB	14	7	1.00	49,628.64	1,908.79	190.88	27.27	190.88	1500-13	19-Jan-2019	19-Jan-2019
009283	BOKSENBAUM, MARTHA S	1500-06-027	YOUTH SERVICES LIBRARIAN	LB -0	LB	24	7	1.00	70,934.45	2,728.25	272.82	38.98	272.82	1500-13	22-Oct-2018	22-Oct-2018
009896	VAN WYK, ALLYSON M	1500-06-028	ADMINISTRATIVE ASSISTANT	LB -0	LB	14	6	1.00	46,879.26	1,803.05	180.30	25.76	180.30	1500-13	02-Aug-2021	02-Aug-2021
009408	LAWLOR, JILL R	1500-06-029	LIB. ASST. II	LB -0	LB	14	7	1.00	49,628.64	1,908.79	190.88	27.27	190.88	1500-13	25-May-2019	06-Jul-2020
006167	SCHNELL, REBEKAH A	1500-06-030	LIB. ASST. II	LB -0	LB	14	10	1.00	51,690.69	1,988.10	198.81	28.40	198.81	1500-13	29-Mar-2006	29-Mar-2006
010285	MARTUCCI, JOSEPH	1500-06-031	CUSTODIAN	LB -0	LB	11	3	1.00	43,820.85	1,685.42	168.54	24.08	168.54	1500-13	17-Jun-2024	17-Jun-2024
009388	BOUVIER, SARAH L	1500-06-032	COMMUNIATIONS MANAGER	LB -0	LB	20	7	1.00	69,284.74	2,664.80	266.48	38.07	266.48	1500-13	18-Mar-2019	18-Mar-2019
	<b>#Emps: 30 #Pos: 30</b>															
009815	CRADDOCK, STEPHEN M	1600-09-001	SENIOR SERVICES DIRECTOR	AD -0	AD	39	5	1.00	83,636.98	3,216.81	321.68	40.21	321.68	1600-40	26-Jan-2021	26-Jan-2021
005957	QUIROA, DAVID A.	1600-01-001	ASSISTANT DIRECTOR	CM -0	CM	25	8	1.00	78,368.47	3,014.17	301.42	43.06	301.42	1600-40	13-Dec-2004	18-Dec-2017
008523	GRADY, NORA M	1600-01-002	BOOKKEEPER	CM -0	CM	17	7	1.00	58,181.76	2,237.76	223.78	31.97	223.78	1600-40	16-Mar-2015	11-May-2020
	<b>#Emps: 3 #Pos: 3</b>															
005771	MARCOS, SUSANA SKY	1601-01-001	PROGRAMS COORDINATOR	CM -0	CM	20	8	1.00	65,687.08	2,526.43	252.64	36.09	252.64	1601-40	09-Aug-2004	05-Aug-2024
	<b>#Emps: 1 #Pos: 1</b>															
010633	COLASANTE, JENNIFER	1602-01-001	ADULT DAY CARE DIRECTOR	CM -0	CM	30	2	1.00	77,157.44	2,967.59	296.76	42.39	296.76	1602-40	17-Mar-2026	17-Mar-2026
001059	MONTAQUILA, DOREEN	1602-01-002	SOCIAL WORKER	CM -0	CM	20	8	1.00	65,687.08	2,526.43	252.64	36.09	252.64	1602-40	15-Jul-1991	15-Jul-1991
009953	CATLOW, MICHELLE	1602-01-003	ADULT DAY CARE CNA	CM -0	CM	10	5	1.00	44,060.38	1,694.63	169.46	24.21	169.46	1602-40	31-Jan-2022	31-Jan-2022
009363	BURDICK, FLORENCE	1602-01-004	ADULT DAY CARE CNA	CM -0	CM	10	6	1.00	45,314.36	1,742.86	174.29	24.90	174.29	1602-40	14-Jan-2019	14-Jan-2019
	<b>#Emps: 4 #Pos: 4</b>															
009370	ANDOSCIA, JASON J	1104-09-002	CONFIDENTIAL ASST. TO PE	AD -0	AD	27	3	1.00	50,281.98	1,933.92	193.39	24.17	193.39	1603-40	21-Jan-2019	02-Jan-2023
009456	RICCI, AMY L	1600-01-003	CASE WORKER	CM -0	CM	19	6	1.00	60,202.51	2,315.48	231.55	33.08	231.55	1603-40	22-Jul-2019	23-Dec-2019
004295	KEVORKIAN, JENNIFER M	1603-01-001	SOCIAL SERVICES DIRECTOR	CM -0	CM	25	8	1.00	78,368.47	3,014.17	301.42	43.06	301.42	1603-40	01-Feb-1999	22-Oct-2012
009273	LYNCH, REGINA M	1603-01-002	PRINCIPAL CLERK	CM -0	CM	17	6	1.00	56,300.43	2,165.40	216.54	30.93	216.54	1603-40	17-Sep-2018	03-Nov-2025
	<b>#Emps: 4 #Pos: 4</b>															
009845	MANCUSO, RACHAEL	1604-01-001	DISPATCHER/COORDINATOR	CM -0	CM	22	4	1.00	62,269.84	2,394.99	239.50	34.21	239.50	1604-40	28-Jun-2021	24-Apr-2023
008766	HILL, CHERYL	1604-01-002	ASST. COORDINATOR/DRIVER	CM -2	CM	5	6	1.00	60,770.00	2,337.31	233.73	31.16	233.73	1604-41	12-Oct-2016	01-Jul-2023
009044	CABRAL, JULIANNE	1604-01-003	TRANSVAN DRIVER	CM -2	CM	3	6	1.00	56,738.37	2,182.25	218.22	29.10	218.22	1604-41	15-Aug-2017	01-Jul-2023
010199	SOUZA, KERRI	1604-01-004	TRANSVAN DRIVER	CM -2	CM	3	5	1.00	54,996.44	2,115.25	211.52	28.20	211.52	1604-41	17-Jul-2023	17-Jul-2023
010205	MANZO, ROBERT J	1604-01-006	TRANSVAN DRIVER	CM -2	CM	3	4	1.00	53,379.11	2,053.04	205.30	27.37	205.30	1604-40	07-Aug-2023	07-Aug-2023
	<b>#Emps: 4 #Pos: 4</b>															
007435	BAGGESEN, JORDAN	1605-01-002	CHEF	CM -2	CM	5	7	1.00	61,980.95	2,383.88	238.39	31.79	238.39	1605-41	22-Sep-2014	03-May-2021
003538	GREAVES, SEAN	1605-01-003	ASSISTANT CHEF	CM -2	CM	2	7	1.00	56,207.19	2,161.82	216.18	28.82	216.18	1605-41	01-Jul-1997	01-Jul-1997
	<b>#Emps: 2 #Pos: 2</b>															
006130	GRULLON, YVETTE	1606-01-001	DIRECTOR RSVP	CM -0	CM	23	6	1.00	69,167.64	2,660.29	266.03	38.00	266.03	1606-40	07-Nov-2005	08-Sep-2025
	<b>#Emps: 1 #Pos: 1</b>															
008293	BUCCI, DAVID J	3800-09-001	ICE RINK MANAGER OF OPEN	AD -0	AD	39	1	1.00	71,855.78	2,763.68	276.37	34.55	276.37	3800-01	01-Jul-2014	17-Feb-2018
	<b>#Emps: 1 #Pos: 1</b>															
009961	TOMMASIELLO, ERNEST	7000-09-004	COMMUNITY DEVELOPMENT	AD -0	AD	35	6	1.00	70,032.61	2,693.56	269.36	33.67	269.36	7000-20	28-Feb-2022	25-Jul-2022

City of Cranston  
Current Month End  
Employee Roster

Emp#	Name	Position#	Description	B U	Sch	Grade	Step	FTE	Annual Salary	Period Salary	Daily Salary	Hourly Rate	Per Diem Rate	*TimesheetGrp	OrigHireDt	PosHireDate
010431	TROMBETTI, LAWRENCE	7000-01-001	FINANCE AND COMPLIANCE	CM -0	CM	32	2	1.00	83,126.68	3,197.18	319.72	45.67	319.72	7000-20	21-Oct-2024	21-Oct-2024
009798	FERRANTI, LAURA-JEAN	7000-01-003	COMMUNITY DEV. RESOURC	CM -0	CM	25	6	1.00	74,370.11	2,860.39	286.04	40.86	286.04	7000-20	23-Nov-2020	23-Nov-2020
	#Emps: 3 #Pos: 3															
009821	REYES, JOSEPH E	7010-01-002	BI-LINGUAL COUNCILOR	CM -3	CM	26	3	1.00	70,187.21	2,699.51	269.95	38.56	269.95	7010-25	17-Feb-2021	08-Apr-2024
005451	CURRAN, EDWARD P.	7010-01-003	CAREER & EMPLOYMENT C	CM -3	CM	25	5	1.00	69,420.81	2,670.03	267.00	38.14	267.00	7010-25	07-Jan-2003	07-Jan-2003
006941	STEWART, JAMES P	7010-01-004	CAREER & EMPLOYMENT C	CM -3	CM	25	5	1.00	69,420.81	2,670.03	267.00	38.14	267.00	7010-25	09-Feb-2009	09-Feb-2009
	#Emps: 3 #Pos: 3															
008032	TALLY, EDWARD J	8000-01-001	ENVIRONMENTAL PROGRAM	CM -0	CM	39	7	1.00	127,674.64	4,910.56	491.06	70.15	491.06	8000-21	18-Sep-2012	18-Sep-2012
010237	BONIN, DEREK	8000-01-002	ENVIROMENTAL ENGINEER	CM -0	CM	32	3	1.00	86,401.59	3,323.14	332.31	47.47	332.31	8000-21	26-Feb-2024	26-Feb-2024
	#Emps: 2 #Pos: 2															